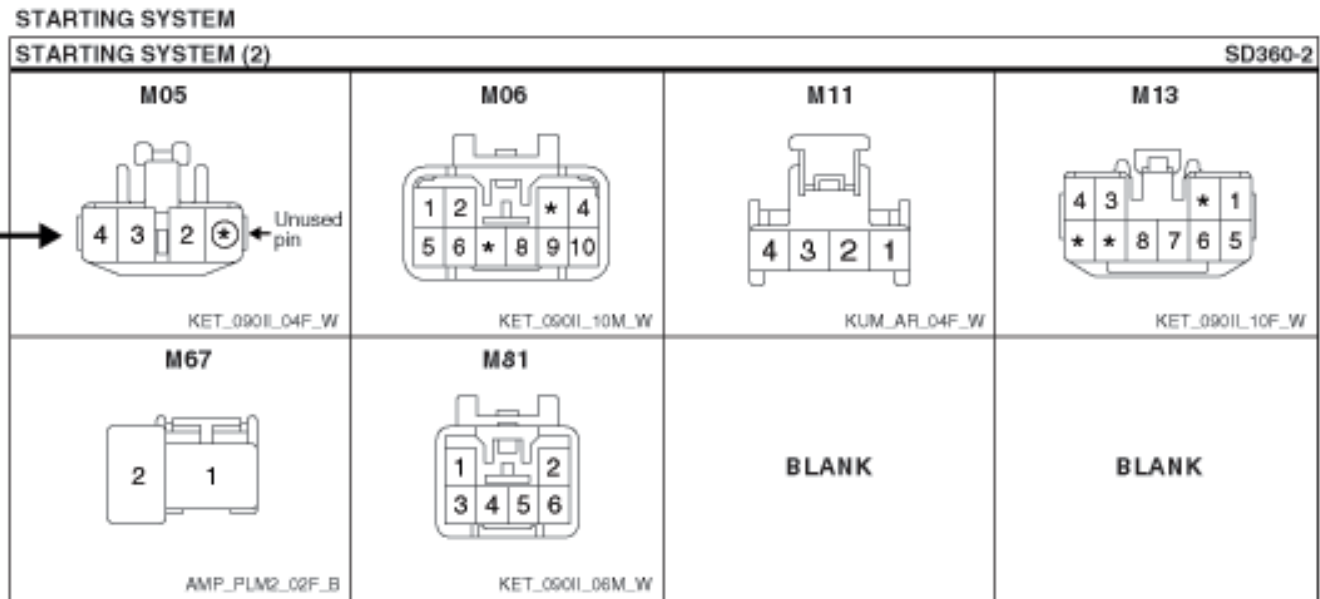
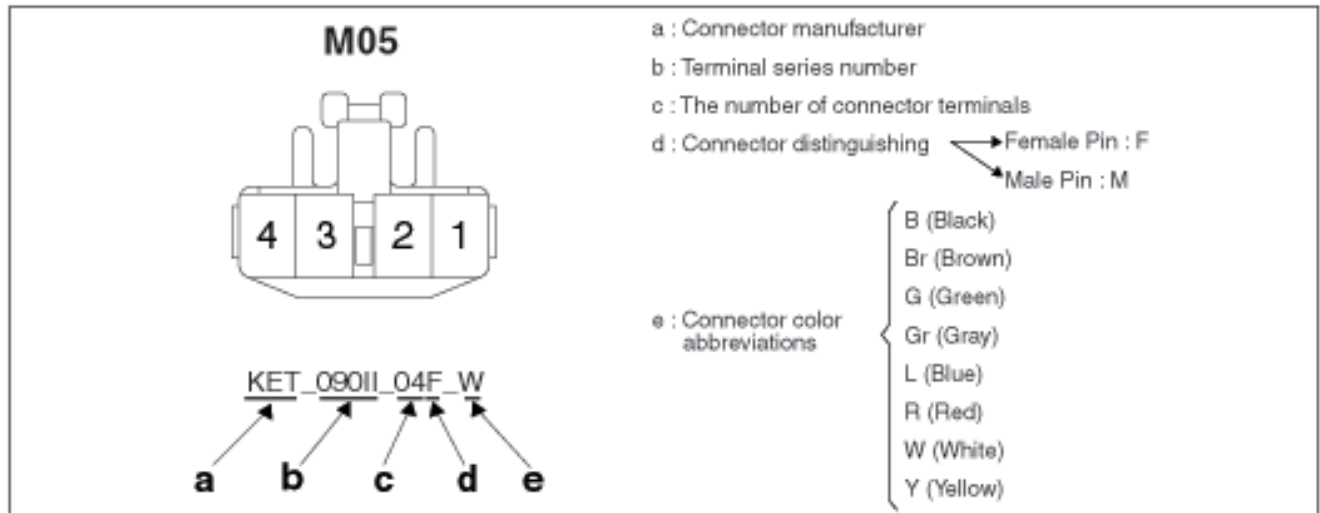


EDYSD921-1A



② Connector configurations (components)

Explanation of connector code



① Pages by system / Name of Schematic diagram

- Each page is consisted of circuits by system. This schematic diagram includes the path of electricity flow, connection condition for each switch, and the function of other relevant circuits at once. It is applicable to real service work.
- It is very important to understand relevant circuits exactly before troubleshooting diagnosis.
- Circuits by system depends upon part number and are indicated on schematic diagram Index.

② Connector configuration (components)

- The connector figure of components in the schematic diagram by system is indicated on the last page of schematic diagram.
- It shows the front of the connector on the harness side when not to the harness connector. The terminal number on each connector can be obtained by following the pattern used in ⑤ connector view and numbering order. Unused terminals are marked with an asterisk (*).

③ Connector configurations (connection between harnesses)

- When connecting the harness with connector between harnesses, it shows female and male connectors and indicates them on the connector configurations group.



④ Component locations

- To find the components easily, a component locations diagram is indicated with "PHOTO NO" on the lower portion of the component name.
- To make it easy to distinguish connectors, the connector in the picture is indicated being installed in the vehicle.

PHOTO 03



⑤ CONNECTOR VIEW AND NUMBERING ORDER

Female	Male	Remarks
		<p>It is not the shape of the connector housing, but the connector pin that distinguishes between male or female connectors. When numbering female and male connectors, refer to the numbering order in the following table. Some connectors may not follow this method of numbering order. For individual detailed numbering, refer to the CONNECTOR CONFIGURATIONS.</p>
		<p>Numbered in order from upper right to lower left</p> <p>Numbered in order from upper left to lower right</p>

NOTE

UNLESS OTHERWISE STATED, ALL CONNECTOR VIEWS ARE FROM THE TERMINAL SIDE OF THE CONNECTOR.

⑥ Wire Color Abbreviations

The following abbreviations are used to identify wire colors in the circuit schematics.

Symbol	Color of wire	Symbol	Color of wire
B	Black	O	Orange
Br	Brown	P	Pink
G	Green	R	Red
Gr	Gray	W	White
L	Blue	Y	Yellow
Lg	Light Green	LI	Light Blue

* **(Y/B)**: Black stripe with yellow ground (2 colors)

↑ ↑
the color of the color of
background stripe

⑦ Harness Classification

Electrical wiring connectors are classified according to the wiring parts in the Harness Layouts.

Symbol	Harness name	Location
A	A/C Harness	Passenger Compartment
C	Chassis, Sensor, Package Valve Harness	Engine Compartment
D	Door, Floor, Bed Room Lamp Harness	Door, Floor, Roof
E	Engine, Injector EXT. Harness	Engine Compartment
M	Main Harness	Passenger Compartment
R	Roof, Rear Speaker Harness	Roof

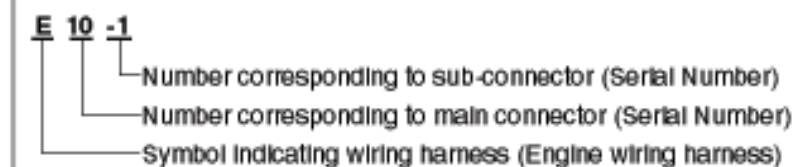
* It depends on vehicles, it is necessary to check the harness name symbol on the harness layouts for detailed symbol.

⑧ Connector Identification

A connector identification symbol consists of a wiring harness location classification symbol corresponding to a wiring harness location and number corresponding to the connector.

These connector locations can be found in the HARNESS LAYOUTS.

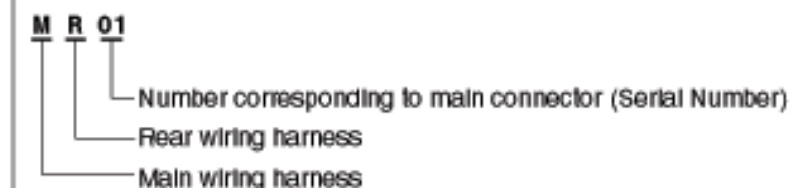
For example:



NOTE

Connectors which connect each wiring harness are represented by the following symbols.

For example:



JUNCTION BLOCK IDENTIFICATION

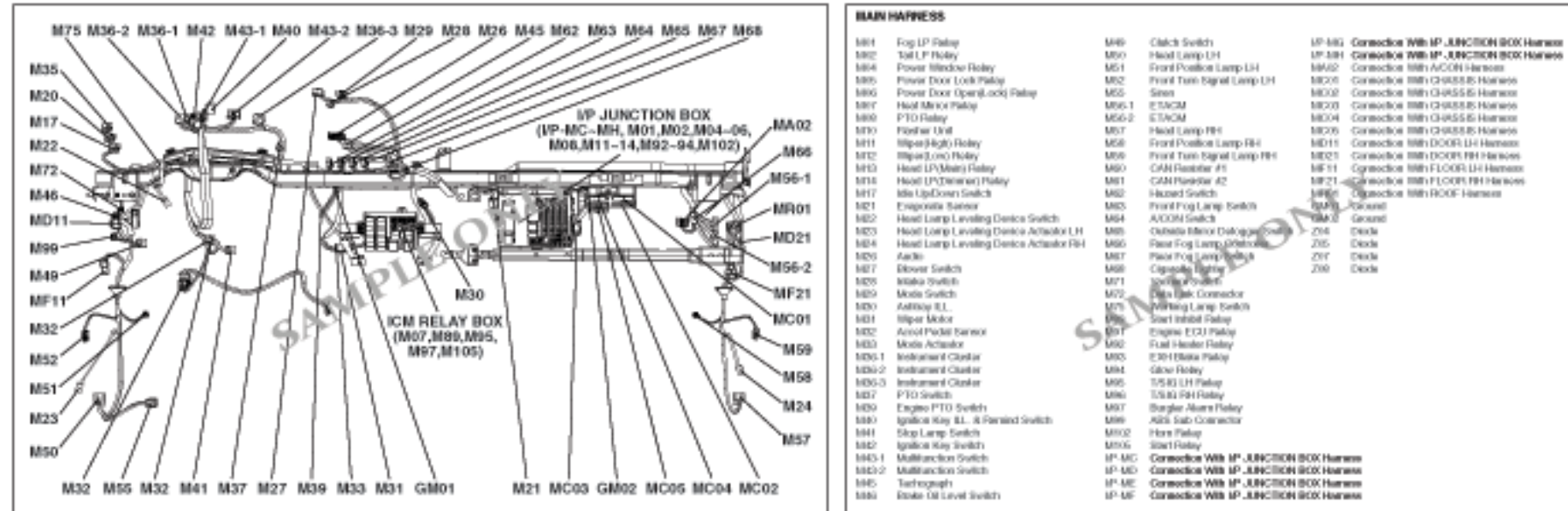
A junction block identification symbol consists of a wiring harness location classification symbol corresponding to a wiring harness location and number corresponding to the connector in the junction block.








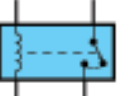

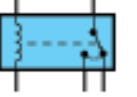

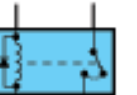
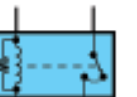
For example:



HARNESS LAYOUTS

Harness layouts show the routing of the major wiring harnesses, the in-line connectors and the splices between the major harnesses. These layouts will make electrical troubleshooting easier.



Section	Symbol	Meaning	Section	Symbol	Meaning
GENERAL COMPONENTS SYMBOL		Sensor	GENERAL COMPONENTS SYMBOL		Condenser
		Sender			Speaker
		Injector			Horn, Buzzer, Siren, Chime Bell
		Solenoid	RELAY		Normally open contact
		Motor			This is a relay shown with no current flowing through its coil. When a current flows through coil, contact will toggle.
		Battery			Diode interior relay
					Resistance interior relay

TROUBLESHOOTING INSTRUCTIONS

TROUBLESHOOTING PROCEDURES

The following five-step troubleshooting procedure is recommended.

1. Verify the customer's complaints

Turn on all the components in the problem circuit to check the accuracy of the customer's complaints. Note the symptoms. Do not begin disassembly or testing until you have narrowed down the probable causes.

2. Read and analyze the schematic diagram

Locate the schematic for the problem circuit. Determine how the circuit is supposed to work by tracing the current paths from the power source through the system components to ground. If you do not understand how the circuit should work, read the circuit operation text. Also check other circuits that share with the problem circuit. The name of circuits that share the same fuse, ground, or switch, for example, are referred to on each diagram. Try to operate any shared circuits you did not check in step 1. If the shared circuit works, the shared wiring is okay, and the cause must be within the wiring used only by the problem circuit.

If several circuits fail at the same time, the fuse or ground is a likely cause.

3. Inspect the circuit/ component with the problem isolated

Make a circuit test to check the diagnosis you made in step 2. Remember that a logical, simple procedure is the key to efficient troubleshooting. Narrow down the probable causes using the troubleshooting hints and system diagnosis charts. Test for the most likely cause of failure first. Try to make tests at points that are easily accessible.

4. Repair the problem

Once the problem is found, make the necessary repairs.

5. Make sure the circuit works

Repeat the system check to be sure you have repaired the problem. If the problem was a blown fuse, be sure to test all of the circuits on that fuse.

TROUBLESHOOTING EQUIPMENT

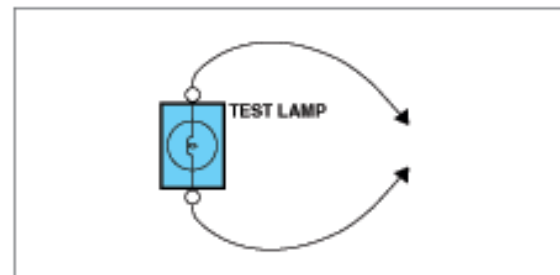
VOLTMETER AND TEST LAMP

Use a test lamp or a voltmeter on circuits without solidstate units and use a test lamp to check for voltage. A test lamp is made up of a 12-volt light bulb with a pair of leads attached. After grounding one lead, touch the other lead to various points along the circuit where voltage should be present. When the bulb goes on, there is voltage at the point being tested.

CAUTION

A number of circuits include solid-state modules, such as the Engine Control Module (ECM), used with computer command control injection. Voltage in these circuits should be tested only with a 10-megaohm or higher impedance digital multimeter. Never use a test lamp on circuits that contain solid state modules. Damage to the modules may result.

A voltmeter can be used in place of a test lamp. While a test lamp shows whether the voltage is present or not, a voltmeter indicates how much voltage is present.



SELF-POWERED TEST LAMP AND OHMMETER

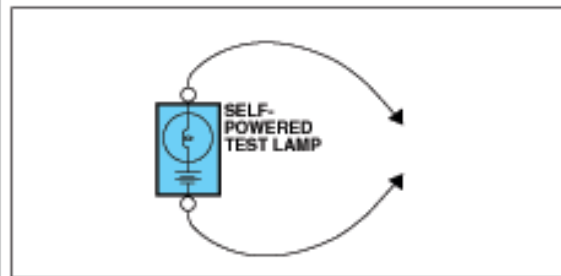
Use a self-powered test lamp or an ohmmeter to check for continuity. The ohmmeter shows how much resistance there is between two points along a circuit. Low resistance means good continuity.

CAUTION

Never use a self-powered test lamp on circuits that contain solid state modules. Damage to these modules may result.

An ohmmeter can be used in place of a self-powered test lamp. The ohmmeter shows how much resistance there is between two points along a circuit. Low resistance means good continuity.

Circuits which include any solid-state devices should be tested only with a 10-megaohm or higher impedance digital multimeter. When measuring resistance with a digital multimeter, the battery negative terminal should be disconnected. Otherwise, there may be incorrect readings. Diodes and solid-state devices in a circuit can make an ohmmeter give a false reading. To find out if a component is affecting a measurement, take one reading, reverse the leads and take a second reading. If different the solid-state device is affecting the measurement.



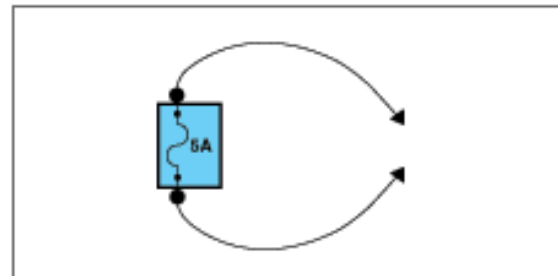
JUMPER WIRE WITH FUSE

Use a jumper wire with a fuse to by-pass an open circuit.

A jumper wire is made up of an in-line fuse holder connected to a set of test leads. This tool is available with small clamp connectors providing adaption to most connectors without damage.

CAUTION

Do not use a fuse with a higher rating than the specified fuse that protects the circuit being tested. Do not use this tool in any situation to substitute an input or output at the solid-state control module, such as ECM, TCM, etc.



SHORT FINDER

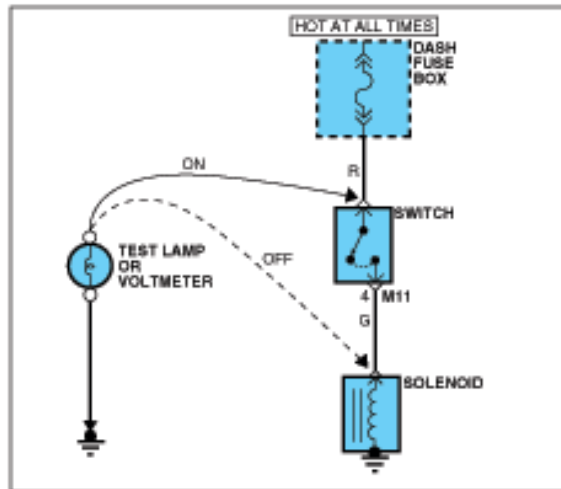
A short finder is available to locate a short to ground. The short finder creates a pulsing magnetic field in the shorted circuit and shows you the location of the short through body trim or sheet metal.

TROUBLESHOOTING TEST

1. TESTING FOR VOLTAGE

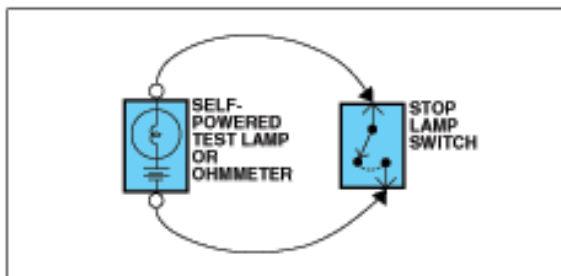
This test measures voltage in a circuit. When testing for voltage at a connector, you do not have to separate the two halves of the connector. Instead, probe the connector from the back(backprobe). Always check both sides of the connector because dirt and corrosion between its contact surfaces can cause electrical problems.

- A. Connect one lead of a test lamp or voltmeter to a ground. If you are using a voltmeter, be sure it is the voltmeter's negative test lead you have connected to ground.
- B. Connect the other lead of the test lamp or voltmeter to a selected test point(connector or terminal).
- C. If the test lamp glows, there is voltage present. If you are using a voltmeter, note the voltage reading. A loss of more than 1 volt from specification indicates a problem.



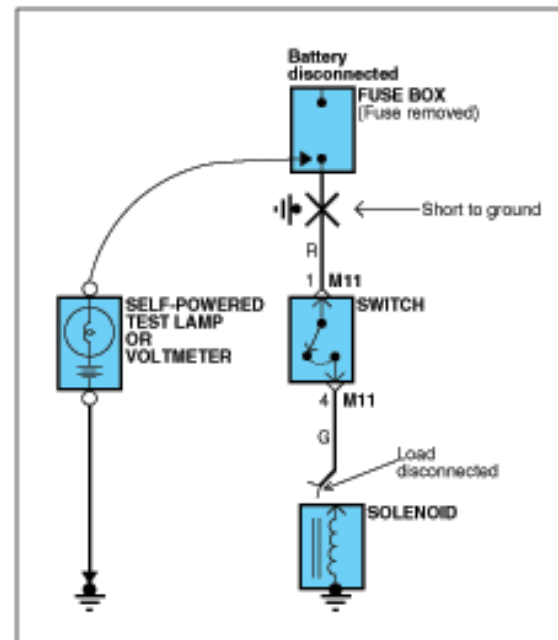
2. TESTING FOR CONTINUITY

- A. Disconnect the battery negative terminal.
- B. Connect one lead of a self-powered test lamp or ohmmeter to one end of the part of the circuit you wish to test. If you are using an ohmmeter, hold the leads together and adjust the ohmmeter to read zero ohms.
- C. Connect the other lead to the other end.
- D. If the self-power test lamp glows, there is continuity. If you are using an ohmmeter, low or zero resistance means good continuity.



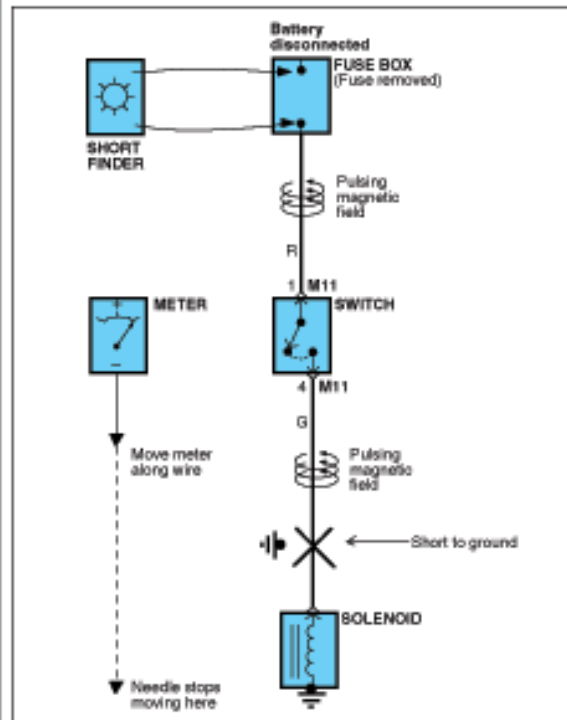
3. TESTING FOR SHORT TO GROUND

- A. Disconnect the battery negative terminal.
- B. Connect one lead of a self-powered test lamp or an ohmmeter to the fuse terminal on the load side.
- C. Connect the other lead to a ground.
- D. Beginning near the fuse block move the harness from side to side. Continue this procedure (about six inches apart) while watching the self-powered test lamp or ohmmeter.
- E. When the self-powered test lamp glows, or ohmmeter registers, there is a short to a ground in the wiring near that point.



4. TESTING FOR A SHORT WITH A SHORT FINDER

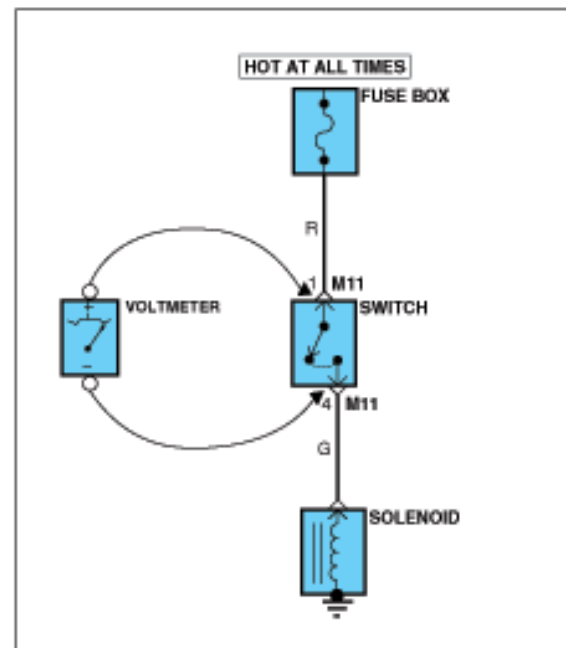
- A. Remove the blown fuse. Leave the battery connected.
- B. Connect the short finder across the fuse terminals.
- C. Close all switches in series in the circuit that is being testing.
- D. Turn on the short circuit locator. It sends pulses of current to the short.
This creates a pulsing magnetic field around the wiring between the fuse box and the short.
- E. Beginning at the fuse box, slowly move the short finder along the circuit wiring. The meter will show current pulses through sheet metal and body trim. As long as the meter is between the fuse and the short, the needle will move with each current pulse. Once the meter is moved past the point of the short, the needle will stop moving. Check around this area to locate the cause of the short circuit.



5. TESTING FOR VOLTAGE DROP

This test checks for voltage drop along a wire, or through a connection or switch.

- A. Connect the positive lead of a voltmeter to the end of the wire (or to the side of the connector or switch) closest to the battery.
- B. Connect the negative lead to the other end of the wire (or the other side of the connector or switch)
- C. Operate the circuit.
- D. The voltmeter will show the difference in voltage between the two points. A difference, or drop of more than 0.1 volts (50mV in 5V circuits), may indicate a problem. Check the circuit for loose or dirty connections.



РАСПОЛОЖЕНИЕ КОМПОНЕНТОВ

PHOTO.1




PHOTO.2




PHOTO.3




PHOTO.4

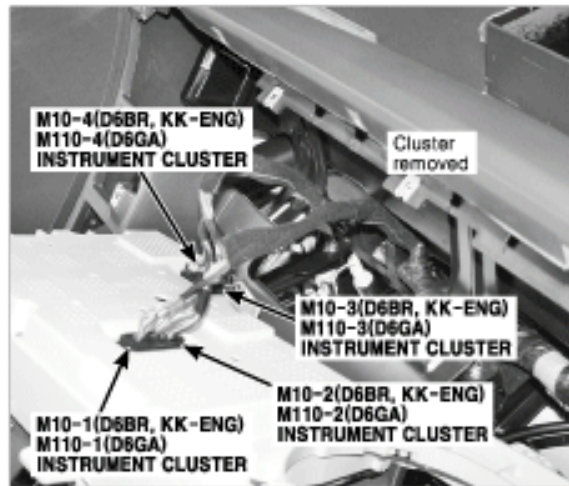


PHOTO.5




PHOTO.6



PHOTO.7




PHOTO.8




PHOTO.9

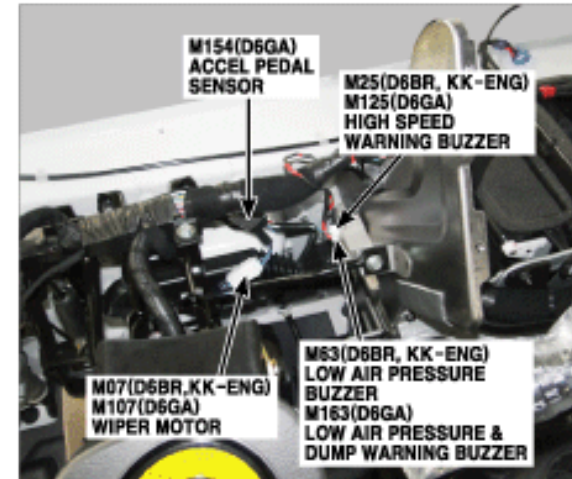


PHOTO.10

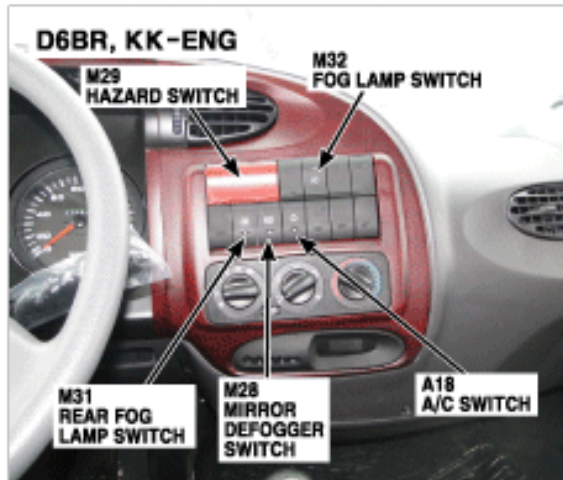


PHOTO.11




PHOTO.12

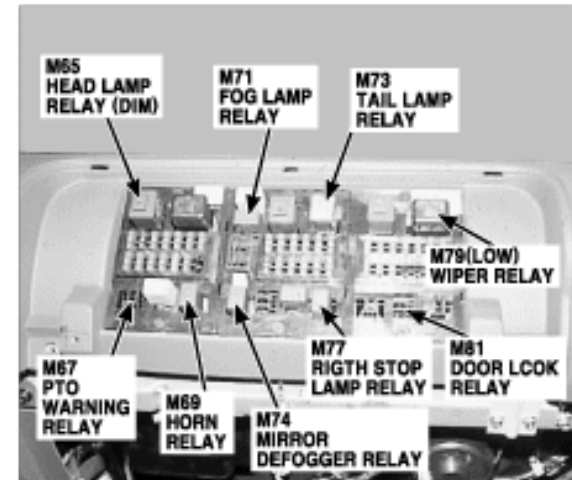


PHOTO.13

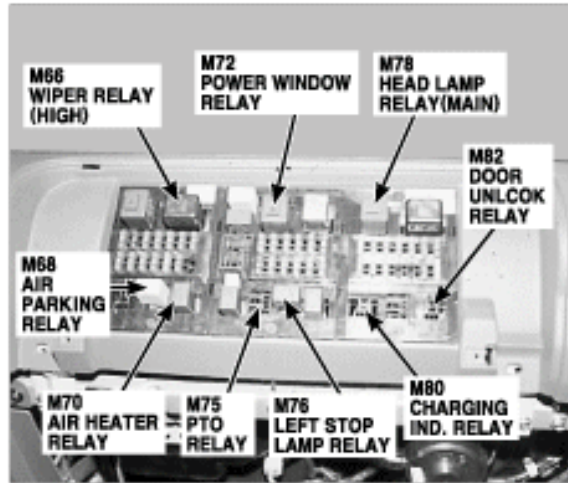


PHOTO.14




PHOTO.15




PHOTO.16




PHOTO.17




PHOTO.18

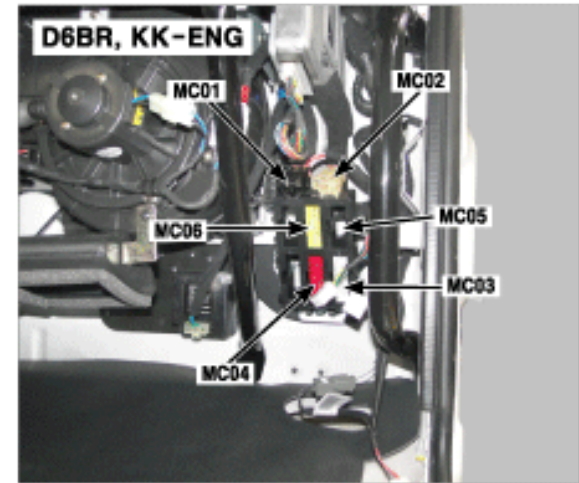


PHOTO.19

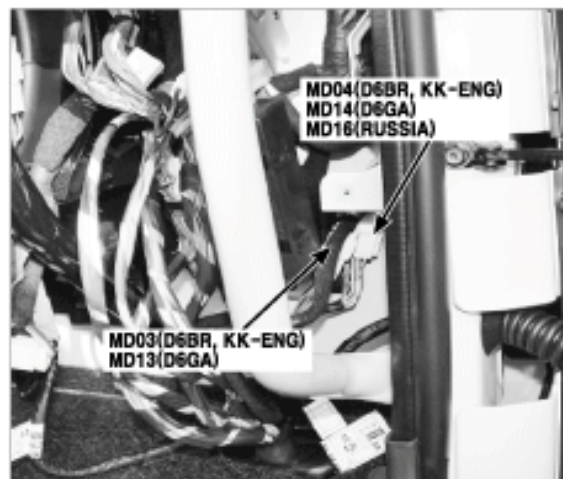


PHOTO.20




PHOTO.21



PHOTO.22




PHOTO.23




PHOTO.24



PHOTO.25



PHOTO.26



PHOTO.27




PHOTO.28




PHOTO.29



PHOTO.30




PHOTO.31




PHOTO.32



PHOTO.33



PHOTO.34




PHOTO.35




PHOTO.36




PHOTO.37



PHOTO.38




PHOTO.39




PHOTO.40




PHOTO.41




PHOTO.42



PHOTO.43




PHOTO.44




PHOTO.45




PHOTO.46




PHOTO.47




PHOTO.48




PHOTO.49




PHOTO.50




PHOTO.51

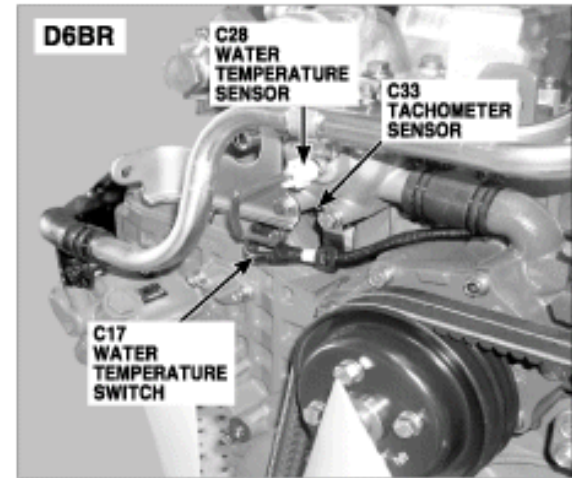


PHOTO.52




PHOTO.53



PHOTO.54




PHOTO.55




PHOTO.56




PHOTO.57




PHOTO.58




PHOTO.59



PHOTO.60




PHOTO.61




PHOTO.62




PHOTO.63



PHOTO.64




PHOTO.65




PHOTO.66

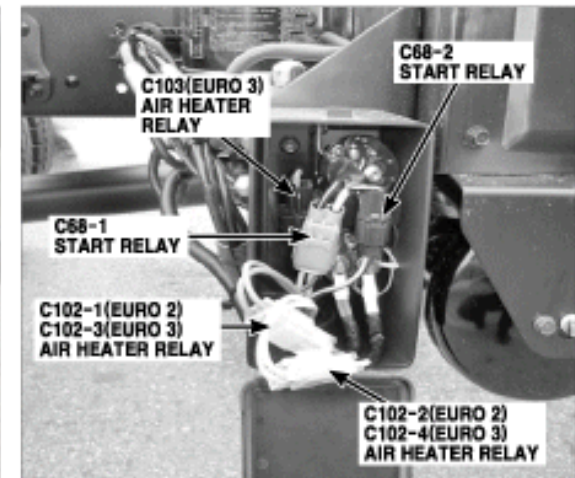


PHOTO.67




PHOTO.68




PHOTO.69




PHOTO.70




PHOTO.71




PHOTO.72




PHOTO.73




PHOTO.74




PHOTO.75



PHOTO.76




PHOTO.77




PHOTO.78




PHOTO.79




PHOTO.80




PHOTO.81




PHOTO.82




PHOTO.83




PHOTO.84




PHOTO.85



PHOTO.86




PHOTO.87




PHOTO.88




PHOTO.89




PHOTO.90




PHOTO.97

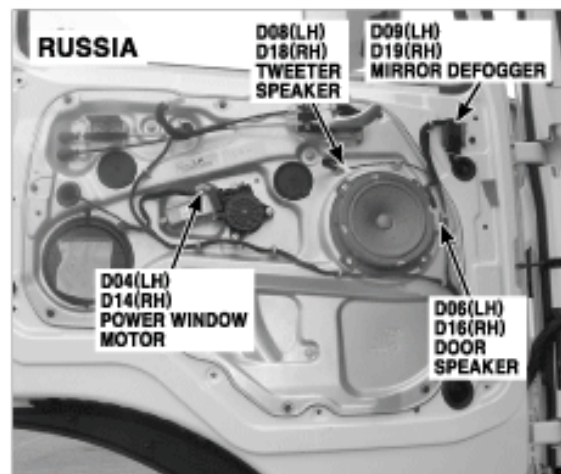


PHOTO.98



PHOTO.99



PHOTO.100




PHOTO.101

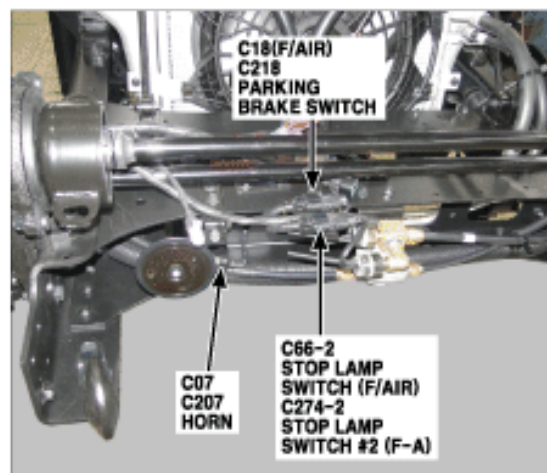


PHOTO.102




PHOTO.103



PHOTO.104




PHOTO.105




PHOTO.106




PHOTO.107

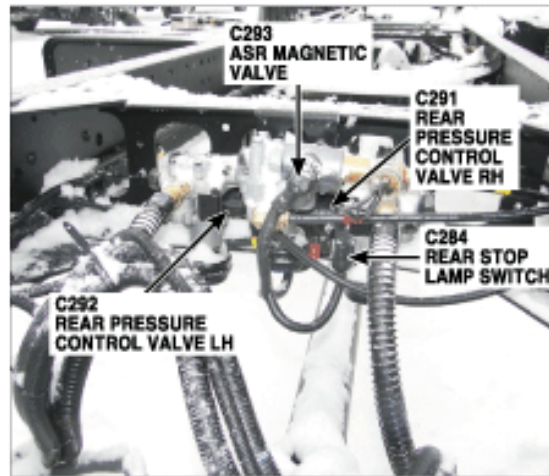


PHOTO.108




PHOTO.109




PHOTO.110

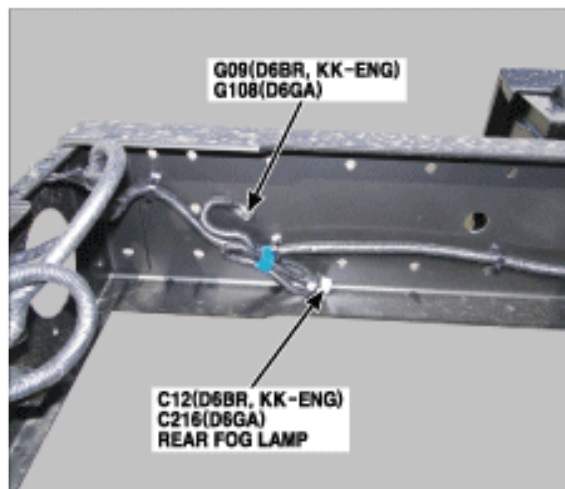


PHOTO.111




PHOTO.112




PHOTO.113




PHOTO.114




PHOTO.115




PHOTO.116




PHOTO.117




PHOTO.118




PHOTO.119




PHOTO.120




PHOTO.121



PHOTO.122




PHOTO.123




PHOTO.124




PHOTO.125




PHOTO.126




PHOTO.127




PHOTO.128




PHOTO.129




PHOTO.130



PHOTO.131



PHOTO.132



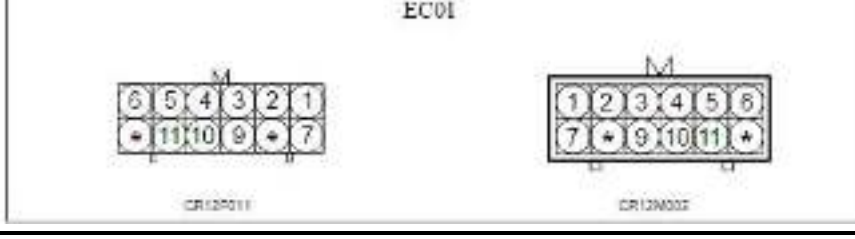

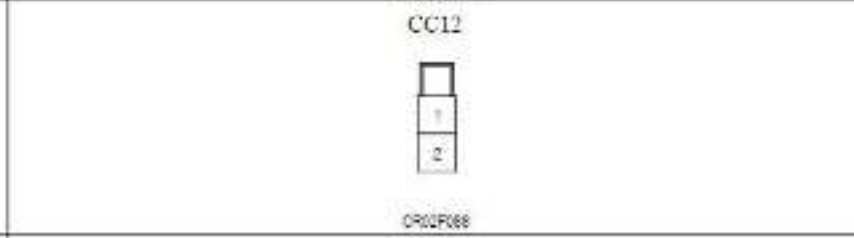
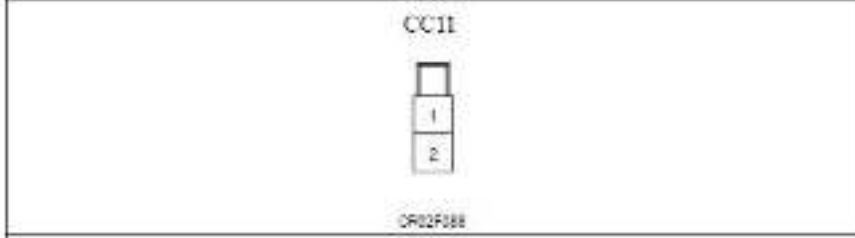
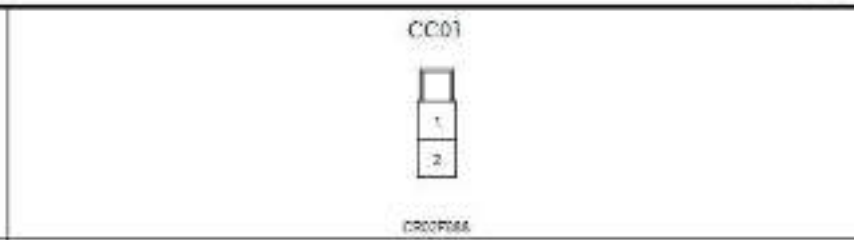
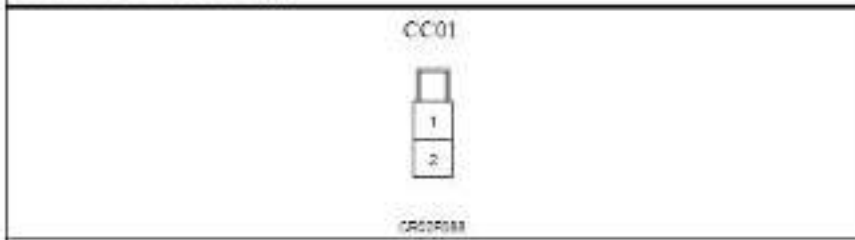
PHOTO.133



РАЗЪЕМЫ ПРОВОДКИ

Harness Connectors (1)

CC-1

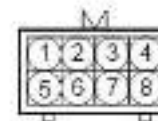
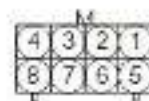


EC03



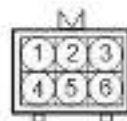
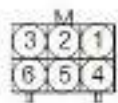
CR11B011

EC04



CR18E006

EC11



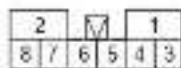
CR08S004

EE01



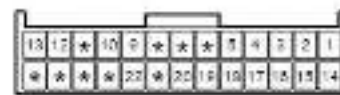
CR12B012

MA01



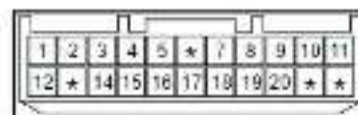
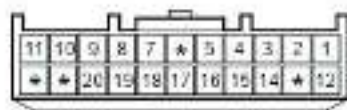
CR08S025

MC01



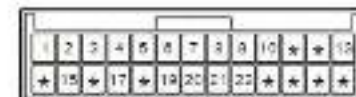
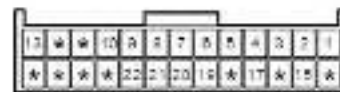
CR7AR028

MC02



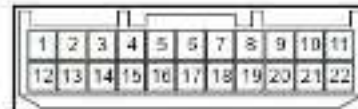
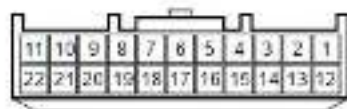
CR02B010

MC03




CR06S026

MC04













CR02B010

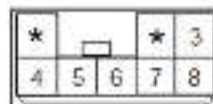
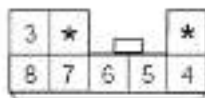
MC05



CR02S008

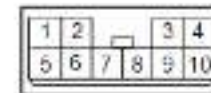
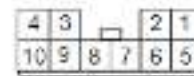
<p style="text-align: center;">MC06</p>  <p style="text-align: right; font-size: small;">CR02B000</p>	<p style="text-align: center;">MC11</p>  <p style="text-align: center; font-size: small;">AMP_0001_20F_R AMP_0001_20M_R</p>
<p style="text-align: center;">MC12</p>  <p style="text-align: center; font-size: small;">AMP_0008_22F_R AMP_0008_22M_R</p>	<p style="text-align: center;">MC13</p>  <p style="text-align: center; font-size: small;">AMP_0001_22F_B AMP_0008_22M_B</p>
<p style="text-align: center;">MC14</p>  <p style="text-align: center; font-size: small;">AMP_0001_22F_B AMP_0008_22M_B</p>	<p style="text-align: center;">MC15</p>  <p style="text-align: center; font-size: small;">AMP_0001_22F_B AMP_0008_22M_B</p>
<p style="text-align: center;">MC16</p>  <p style="text-align: right; font-size: small;">CR01B024</p>	<p style="text-align: center;">MC17</p>  <p style="text-align: right; font-size: small;">CR02B000</p>
<p style="text-align: center;">MC18</p>  <p style="text-align: right; font-size: small;">CR02B000</p>	<p style="text-align: center;">MD01</p>  <p style="text-align: right; font-size: small;">CR10B000</p>

MD02



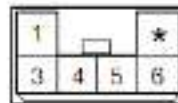
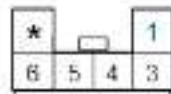
CR108008

MD03



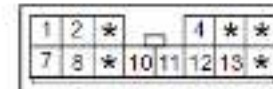

CR108008

MD04



CR008008

MD05



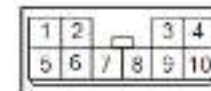

CR145011

MD06



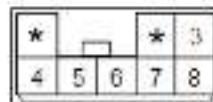
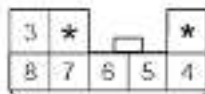
CR028013

MD11



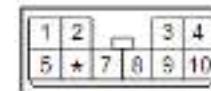

CR108008

MD12



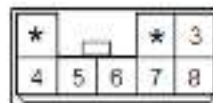
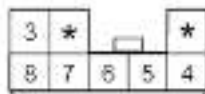
CR008008

MD13



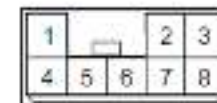
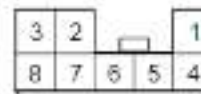
CR108008

MD14



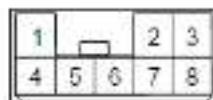
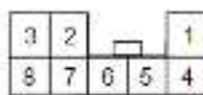
CR008008

MD15



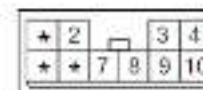
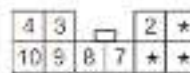
CR028008

MD16



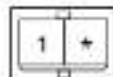
CR060006

MD17



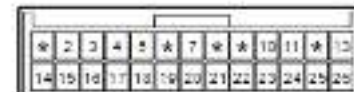

CR1100006

MD18



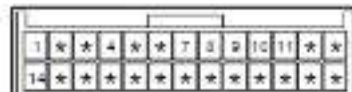
CR020013

MD19



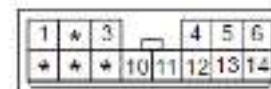

CR010020

MD20



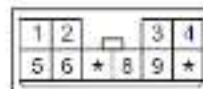
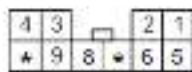
CR050028

MD21



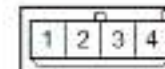
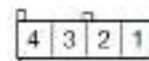
CR140011

MR01



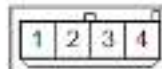

CR030006

MR02



CR040013

RR01



CR040013

BLANK

I/P-B(D6GA)

*	*	v	v	11	*	9	8	*	6	5	4	3	2	1
*	*			24	v	22	*	*	v	v			*	16
*	*	36	*	*	33				*	31	30	29	*	*
*	49	*	*	46	*				44	43	*	*	40	*
61	60			59	58	*	56	55	54	*			v	51
76	75	*	*	72	*	70	69	*	*	66	65	64	63	*

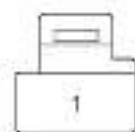
AMP 0625 787 G

I/P-C(D6GA)

15	14	13	12	11	10	9	8	7	6	5	*	v	2	1
26	25			24	*	22	21	20	19	18			*	*
*	*	36	35	34	33				32	31	*	v	*	*
*	49	48	47	*	*				44	43	*	*	40	39
61	60			59	58	57	v	55	*	53			52	51
76	*	74	73	72	71	70	69	68	*	66	65	64	63	62

AMP 0625 787 G

I/P-A(D6GA)



KET_SBL_D1F_W

I/P-D(D6GA)

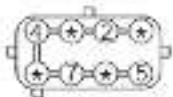
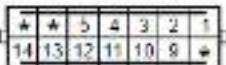

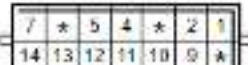
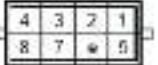

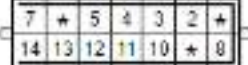
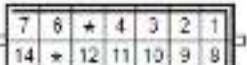


KET_SBL_D2F_W

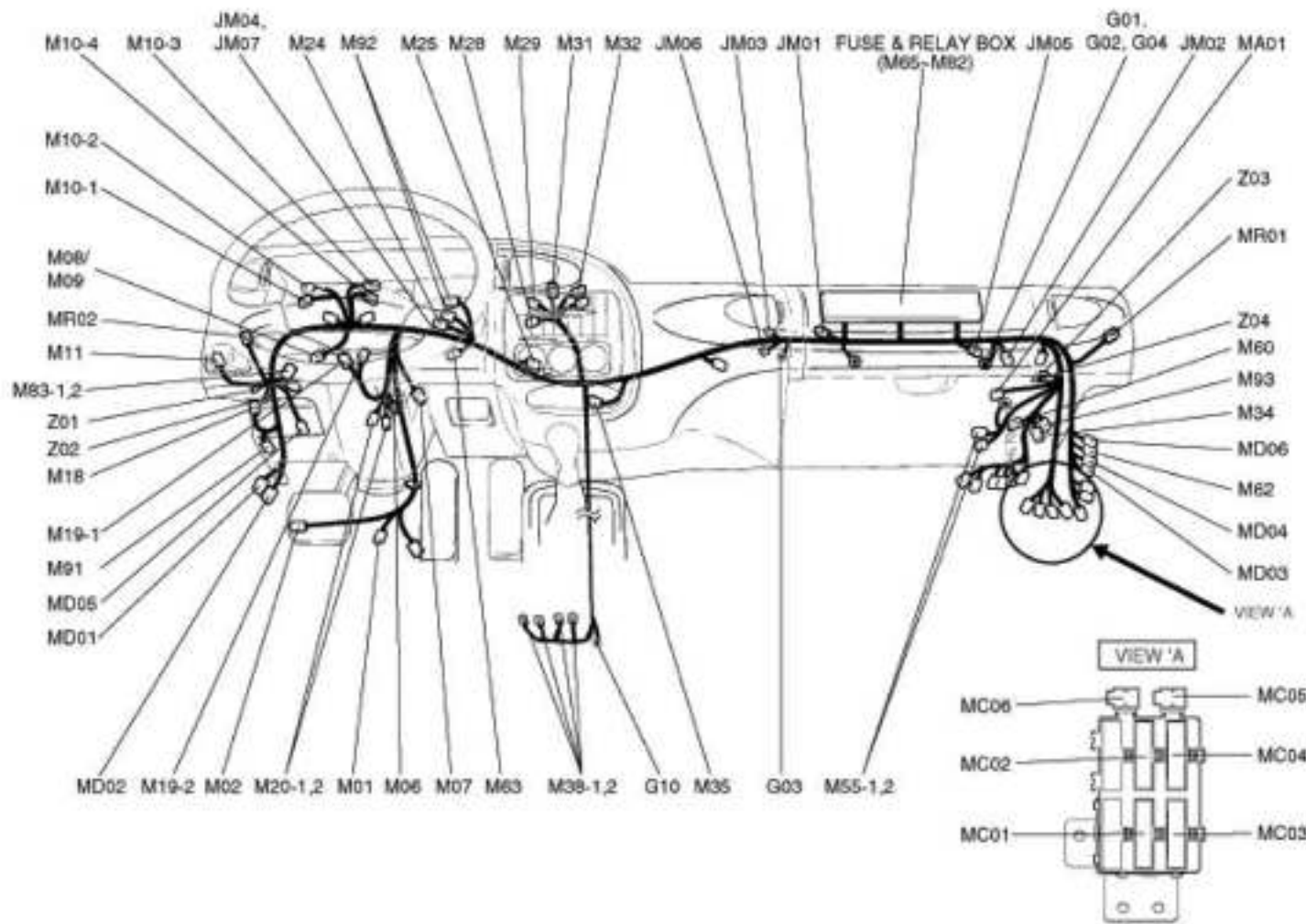
BLANK

Joint Connectors (1)

CC-7

<p>JC01(D6GA)</p>  <p>CR068027</p>	<p>JM01(D6BR/KK-ENG)</p>  <p>CR148019</p>	<p>JM02(D6BR/KK-ENG)</p>  <p>CR068024</p>	<p>JM03(D6BR/KK-ENG)</p>  <p>CR14F043</p>
<p>JM04(D6BR/KK-ENG)</p>  <p>CR068024</p>	<p>JM05(D6BR/KK-ENG)</p>  <p>CR218004</p>		<p>JM06(D6BR/KK-ENG)</p>  <p>CR14F043</p>
<p>JM07(D6BR/KK-ENG)</p>  <p>CR14F043</p>	<p>BLANK</p>	<p>BLANK</p>	<p>BLANK</p>

D6BR/KK-ENG

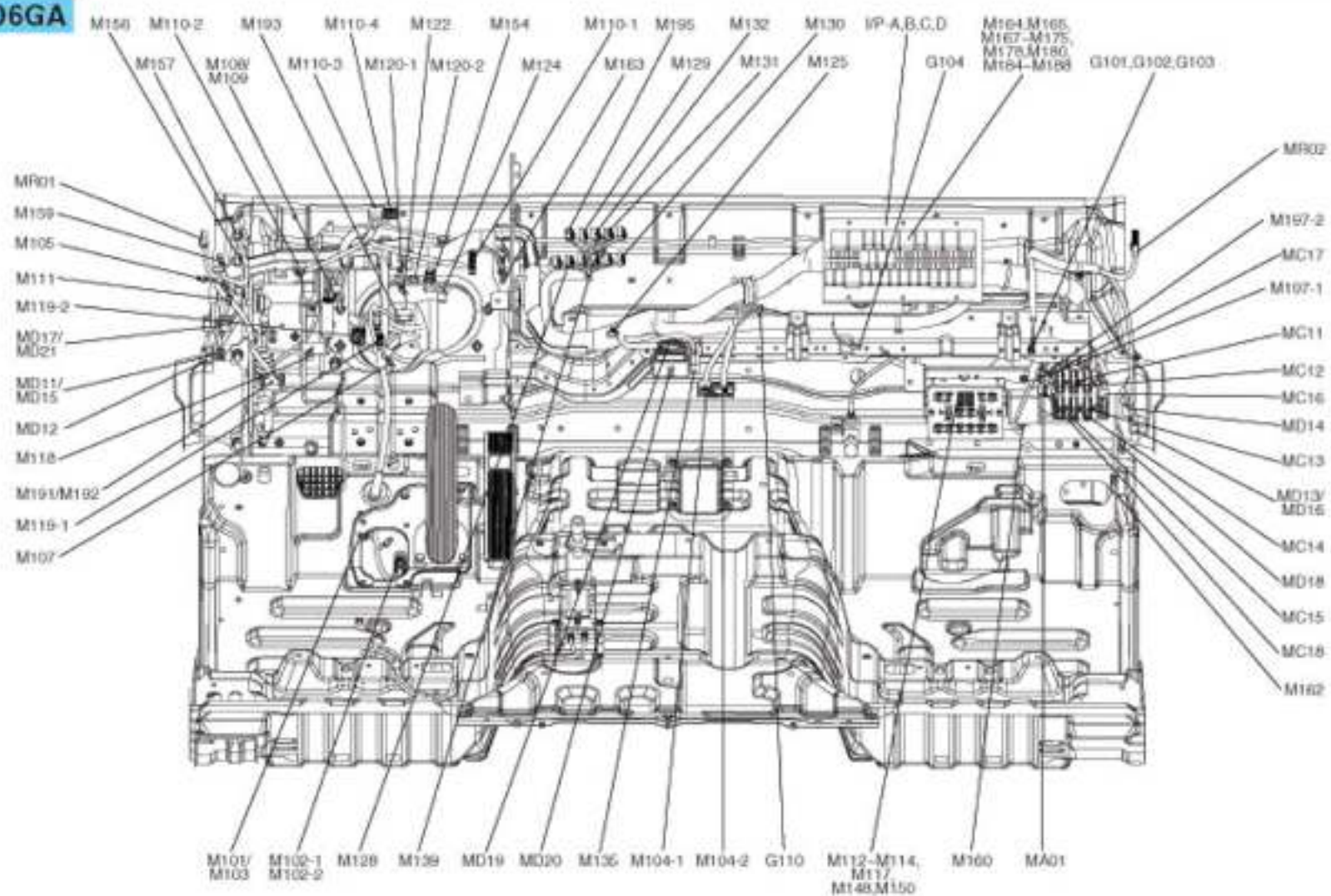


D6BR/KK-ENG

Main Harness

M01	Head Lamp LH	M81	Door Lock Relay
M02	Front Turn Signal Lamp LH	M82	Door UnLock Relay
M06	Key Hole Ill.	M83-1	Spare Connector
M07	Wiper Motor	M83-2	Spare Connector
M08	Clutch Pedal Position Switch (W/O P.T.O)	M91	Data Link Connector
M09	Clutch Pedal Position Switch (With P.T.O)	M92	Tachograph
M10-1	Instrument Cluster	M93	Preheater Unit
M10-2	Instrument Cluster	JM01	Joint Connector
M10-3	Instrument Cluster	JM02	Joint Connector
M10-4	Instrument Cluster	JM03	Joint Connector
M11	P.T.O (Power Take Off) Switch	JM04	Joint Connector
M18	Working Lamp Switch	JM05	Joint Connector
M19-1	Multifunction Switch	JM06	Joint Connector
M19-2	Multifunction Switch	JM07	Joint Connector
M20-1	Ignition Switch	MA01	Connection With A/C Harness
M20-2	Ignition Switch	MC01	Connection With CHASSIS Harness
M24	Speedometer	MC02	Connection With CHASSIS Harness
M25	High Speed Warning Buzzer	MC03	Connection With CHASSIS Harness
M28	Mirror Defogger Switch	MC04	Connection With CHASSIS Harness
M29	Hazard Switch	MC05	Connection With CHASSIS Harness
M31	Rear Fog Lamp Switch	MC06	Connection With CHASSIS Harness
M32	Fog Lamp Switch	MD01	Connection With DOOR LH Harness
M34	Endurance Brake Relay	MD02	Connection With DOOR LH Harness
M35	Alarm Clock	MD03	Connection With DOOR RH Harness
M38-1	ABS Control Module	MD04	Connection With DOOR RH Harness
M38-2	ABS Control Module	MD05	Connection With FLOOR LH Harness
M55-1	ETACM	MD06	Connection With FLOOR RH Harness
M55-2	ETACM	MR01	Connection With ROOF RH Harness
M60	Flasher Unit	MR02	Connection With ROOF LH Harness
M82	Concert	Z01	DIODE
M83	Low Air Pressure Buzzer	Z02	DIODE
M85	Head Lamp Relay (Dim)	Z03	DIODE
M86	Wiper Relay (High)	Z04	DIODE
M87	PTO Warning Relay	G01	Ground
M68	Air Parking Relay	G02	Ground
M69	Horn Relay	G03	Ground
M70	Air Heater Relay	G04	Ground
M71	Fog Lamp Relay	G10	Ground
M72	Power Window Relay		
M73	Tail Lamp Relay		
M74	Mirror Defogger Relay		
M75	PTO Relay		
M76	Left Stop Lamp Relay		
M77	Rigth Stop Lamp Relay		
M78	Head Lamp Relay (Main)		
M79	Wiper Relay (Low)		
M80	Charging IND. Relay		

D6GA



D6GA

Main Harness

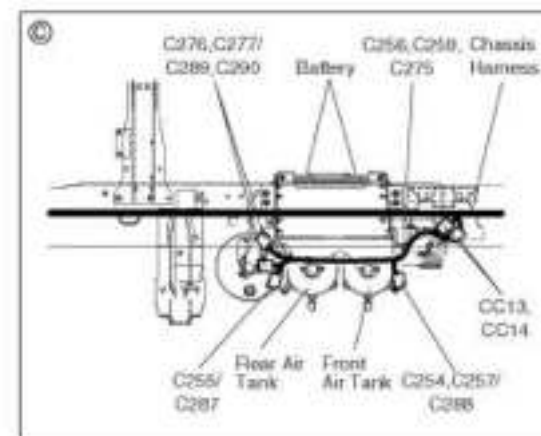
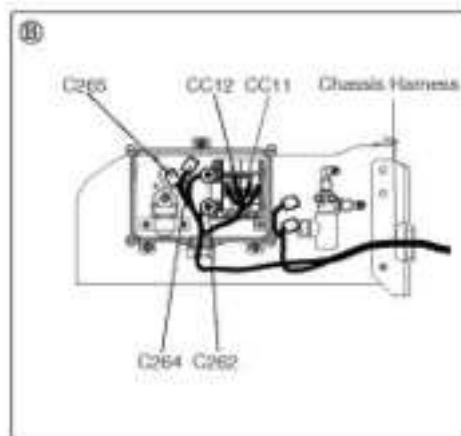
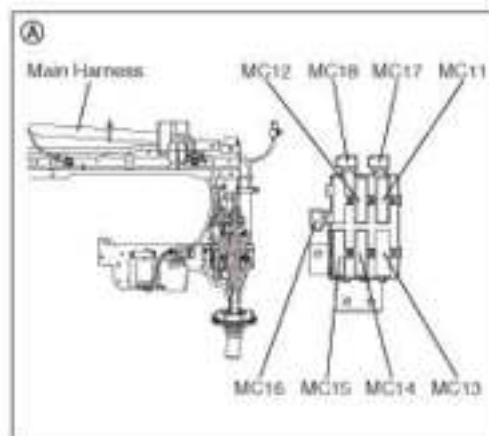
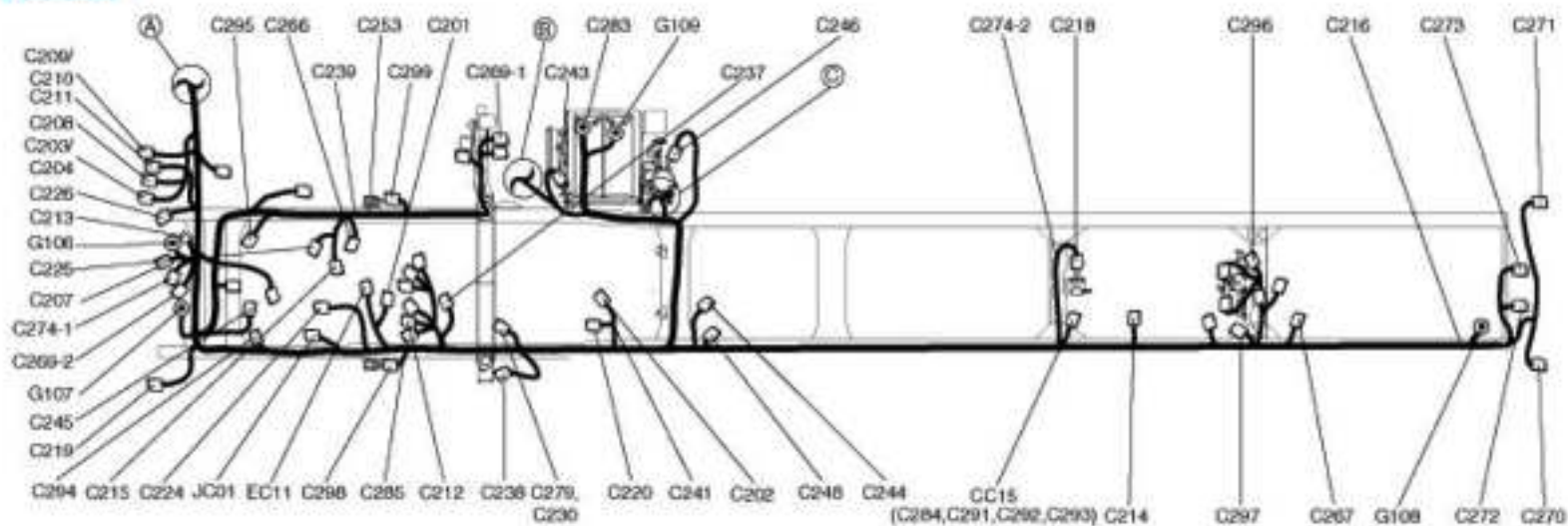
M101	Head Lamp LH	M169	Mirror Defogger Relay	Z01	Diode
M102-1	Front Turn Signal Lamp LH	M170	Power Window Relay	Z02	Diode
M102-2	Front Turn Signal Lamp LH	M171	Wiper Relay (Low)	Z03	Diode
M103	Head Lamp LH	M172	Wiper Relay (High)	Z04	Diode
M104-1	ABS Control Module	M173	Door Lock Relay	G101	Ground
M104-2	ABS Control Module	M174	Horn Relay	G102	Ground
M105	CAN Plug	M175	Fog Lamp Relay	G103	Ground
M107	Wiper Motor	M178	Fuel Filter Relay	G104	Ground
M108	Clutch Switch	M180	Door Unlock Relay	G110	Ground
M109	Clutch Switch	M184	Parking Brake Relay		
M110-1	Instrument Cluster	M185	Charging IND. Relay		
M110-2	Instrument Cluster	M186	PTO Warning Relay		
M110-3	Instrument Cluster	M187	PTO Relay		
M110-4	Instrument Cluster	M188	Tail Lamp Relay		
M111	PTO Switch	M191	Data Link Connector		
M112	Glow Relay	M192	Engine Data Link Connector		
M113	EGR Relay	M193	Tachograph		
M114	Sub-Start Relay	M195	Engine Governor Switch		
M117	Stop Signal Relay	M197-1	Start Jump Connector		
M118	Working Lamp Switch	M197-2	Start Jump Connector		
M119-1	Multifunction Switch	I/P-A	Connection With Fuse & Relay Box		
M119-2	Multifunction Switch	I/P-B	Connection With Fuse & Relay Box		
M120-1	Ignition Switch	I/P-C	Connection With Fuse & Relay Box		
M120-2	Ignition Switch	I/P-D	Connection With Fuse & Relay Box		
M122	Key Hole Ill.	MA01	Connection With A/C Harness		
M124	Speedometer	MC11	Connection With CHASSIS Harness		
M125	High Speed Warning Buzzer	MC12	Connection With CHASSIS Harness		
M128	Mirror Defogger Switch	MC13	Connection With CHASSIS Harness		
M129	Hazard Switch	MC14	Connection With CHASSIS Harness		
M130	Cruise Switch	MC15	Connection With CHASSIS Harness		
M131	Rear Fog Lamp Switch	MC16	Connection With CHASSIS Harness		
M132	Fog Lamp Switch	MC17	Connection With CHASSIS Harness		
M135	Alarm Clock	MC18	Connection With CHASSIS Harness		
M139	ASR OFF Switch	MD11	Connection With DOOR LH Harness		
M148	Exhaust Brake Relay	MD12	Connection With DOOR LH Harness		
M150	Power Relay	MD13	Connection With DOOR RH Harness		
M154	Accel Pedal Sensor	MD14	Connection With DOOR RH Harness		
M156	Spare Connector	MD15	Connection With DOOR LH Harness		
M157	Spare Connector	MD16	Connection With DOOR RH Harness		
M159	Can Diagnosis Connector	MD17	Connection With FLOOR LH Harness		
M160	Flasher Unit	MD18	Connection With FLOOR RH Harness		
M162	Concert	MD19	Connection With FLOOR CTR Harness		
M163	Low Air Pressure & Dump Warning Buzzer	MD20	Connection With FLOOR CTR Harness		
M164	Stop Lamp Relay RH	MD21	Connection With FLOOR LH Harness		
M165	Stop Lamp Relay LH	MR01	Connection With ROOF RH Harness		
M167	Head Lamp Relay (High)	MR02	Connection With ROOF LH Harness		
M168	Head Lamp Relay (Low)				

D6BR/KK-ENG

Chassis Harness

C01	Air Horn	C70	Rear Combination Lamp LH
C02	Interlock Switch	C71	Rear Combination Lamp RH
C03	Head Lamp RH	C72	License Lamp LH
C06	Minor Defogger RH	C73	License Lamp RH
C07	Horn	C79	Upper Body Connector
C08	Washer Motor	C83	Fusible Link Terminal
C10	Front Turn Signal Lamp RH	C91	Front Wheel Speed Sensor LH
C11	Fog Lamp RH	C92	Front Wheel Speed Sensor RH
C12	Rear Fog Lamp	C93	Rear Wheel Speed Sensor LH
C13	A/C Pressure Switch	C94	Rear Wheel Speed Sensor RH
C17	Water Temperature Switch	C95	Front Pressure Control Valve LH
C18	Parking Brake Switch	C98	Rear Pressure Control Valve LH
C19	Fog Lamp LH	C99	Rear Pressure Control Valve RH
C20	Vehicle Speed Sensor	C100	Solenoid Valve
C22	Dump Warning Switch	C101	Air Pressure Sensor
C24	A/C Compressor	C102-1	Air Heater Relay (Euro 2)
C25-1	Alternator	C102-2	Air Heater Relay (Euro 2)
C25-2	Alternator	C102-3	Air Heater Relay (Euro 3)
C28	Water Temperature Sensor (D6BR)	C102-4	Air Heater Relay (Euro 3)
C33	Tachometer Sensor (D6BR)	C103	Air Heater Relay (Euro 3)
C36	P.T.O (Power Take Off) Control Switch	CC01	Connection With Fusible Link Box
C37	Tilt Lock Sensor	CC03	Connection With Fusible Link Box
C41	Back-up Lamp Switch	EC01	Connection With ENGINE Harness (KK-ENG)
C43	Exhaust Brake Magnetic Valve	EC02	Connection With ENGINE Harness (KK-ENG)
C44	Fuel Sender	EC03	Connection With ENGINE Harness (KK-ENG)
C45	Condenser Fan Motor	EC04	Connection With ENGINE Harness (D6BR)
C46	Air Dryer	MC01	Connection With MAIN Harness
C48	P.T.O(Power Take Off) Magnetic Valve	MC02	Connection With MAIN Harness
C53	ABS Air master Switch (AOH)	MC03	Connection With MAIN Harness
C54	Rear Air master Switch (AOH)	MC04	Connection With MAIN Harness
C55	Front Air master Switch (AOH)	MC05	Connection With MAIN Harness
C57	Brake Fluid Level Sensor	MC06	Connection With MAIN Harness
C59	Low Air Pressure Switch	G05	Ground
C62	Battery Terminal	G06	Ground
C64	Working Lamp	G07	Ground
C65	Sub Start Switch	G08	Ground
C66-1	Stop Lamp Switch (F/AIR)	G09	Ground
C66-2	Stop Lamp Switch (F/AIR)		
C66-3	Stop Lamp Switch (F/AIR)		
C68-1	Start Relay		
C68-2	Start Relay		
C69-1	Stop Lamp Switch (AOH)		
C69-2	Stop Lamp Switch (AOH)		
C69-3	Stop Lamp Switch (AOH)		

D6GA



Chassis Harness

C201 ECM
 C202 Interlock Switch
 C203 Head Lamp RH (W/O HLLD)
 C204 Head Lamp RH (With HLLD)
 C207 Horn
 C208 Washer Motor
 C209 Front Turn Signal Lamp RH
 C210 Front Turn Signal Lamp RH
 C211 Fog Lamp RH
 C212 Fuel Filter
 C213 A/C Pressure Switch
 C214 Dump Warning Switch
 C215 Oil Pressure Switch
 C216 Rear Fog Lamp
 C218 Parking Brake Switch
 C219 Fog Lamp LH
 C220 Vehicle Speed Sensor
 C224 A/C Pressure Switch
 C225 Alternator
 C226 Horn
 C230 Engine PTO Connector
 C237 Tilt Lock Sensor
 C238 PTO Control Switch
 C239 Chassis Data Link Connector
 C241 Back-Up Lamp Switch
 C243 Exhaust Brake Magnetic Valve
 C244 Fuel Sender
 C245 Condenser Fan Motor
 C246 Air Dryer
 C248 PTO Magnetic Valve
 C253 ABS Air Master Switch (AOH)
 C254 Rear Air Master Switch (AOH)
 C255 Front Air Master Switch (AOH)
 C256 Air Pressure Sensor (AOH)
 C257 Brake Fluid Level Sensor
 C259 Low Air Pressure Switch (AOH)
 C262 Battery Terminal
 C264 Working Lamp
 C265 Sub Start Switch
 C266 Start Relay
 C267 Front Pressure Control Valve
 C269-1 Stop Lamp Switch #1 (AOH)
 C269-2 Stop Lamp Switch #2 (AOH)
 C270 Rear Combination Lamp LH

C271 Rear Combination Lamp RH
 C272 License Lamp LH
 C273 License Lamp RH
 C274-1 Stop Lamp Switch #1 (F-A)
 C274-2 Stop Lamp Switch #2 (F-A)
 C275 Rear Pressure Control Valve LH
 C276 Rear Pressure Control Valve RH
 C277 ASR Magnetic Valve
 C279 Upper Body connector
 C283 Fusible Link Terminal
 C285 Inflatable Switch
 C294 Front Wheel Speed Sensor LH
 C295 Front Wheel Speed Sensor RH
 C296 Rear Wheel Speed Sensor LH
 C297 Rear Wheel Speed Sensor RH
 C298 Front Pressure Control Valve LH
 C299 Front Pressure Control Valve RH
 EC11 Connection With ENGINE Harness
 CC11 Connection With Fusible Link Box
 CC12 Connection With Fusible Link Box
 CC13 Connection With SENSOR Harness
 CC14 Connection With SENSOR Harness
 CC15 Connection With PACKAGE VALVE Harness
 MC11 Connection With MAIN Harness
 MC12 Connection With MAIN Harness
 MC13 Connection With MAIN Harness
 MC14 Connection With MAIN Harness
 MC15 Connection With MAIN Harness
 MC16 Connection With MAIN Harness
 MC17 Connection With MAIN Harness
 MC18 Connection With MAIN Harness
 JC01 Joint Connector
 G106 Ground
 G107 Ground
 G108 Ground
 G109 Ground

Sensor Harness

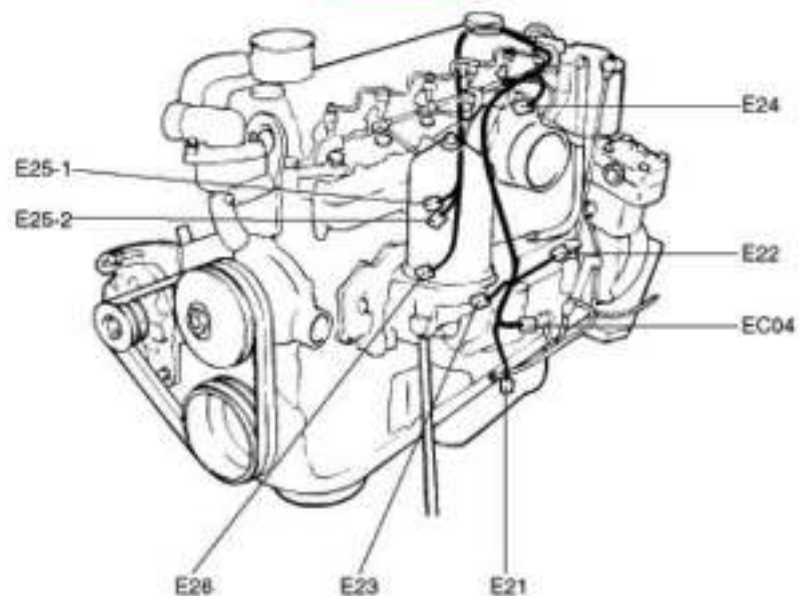
C287 Rear Air Pressure Switch (Low)
 C288 Front Air Pressure Switch (Low)
 C289 Rear Air Pressure Sensor
 C290 Front Air Pressure Sensor
 CC13 Connection With CHASSIS Harness
 CC14 Connection With CHASSIS Harness

Package Valve Harness

C284 Rear Stop Lamp Switch
 C291 Rear Pressure Control Valve RH
 C292 Rear Pressure Control Valve LH
 C293 ASR Magnetic Valve
 CC15 Connection With CHASSIS Harness

D6GA

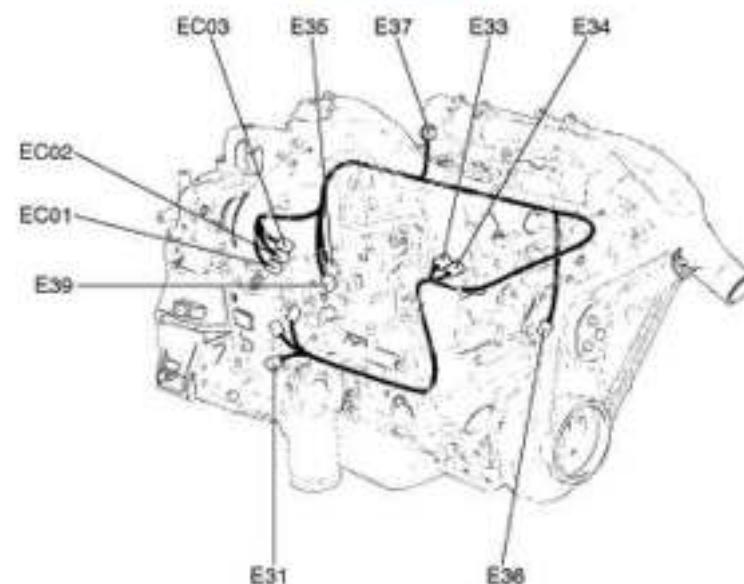
D6BR



Engine Harness (D6BR)

- | | |
|-------|---------------------------------|
| E21 | Oil Pressure Switch |
| E22 | Accel Switch |
| E23 | Oil Bypass Alarm Switch |
| E24 | Air Heater |
| E25-1 | Air Heater relay |
| E25-2 | Air Heater relay |
| E26 | Start relay |
| EC04 | Connection With CHASSIS Harness |

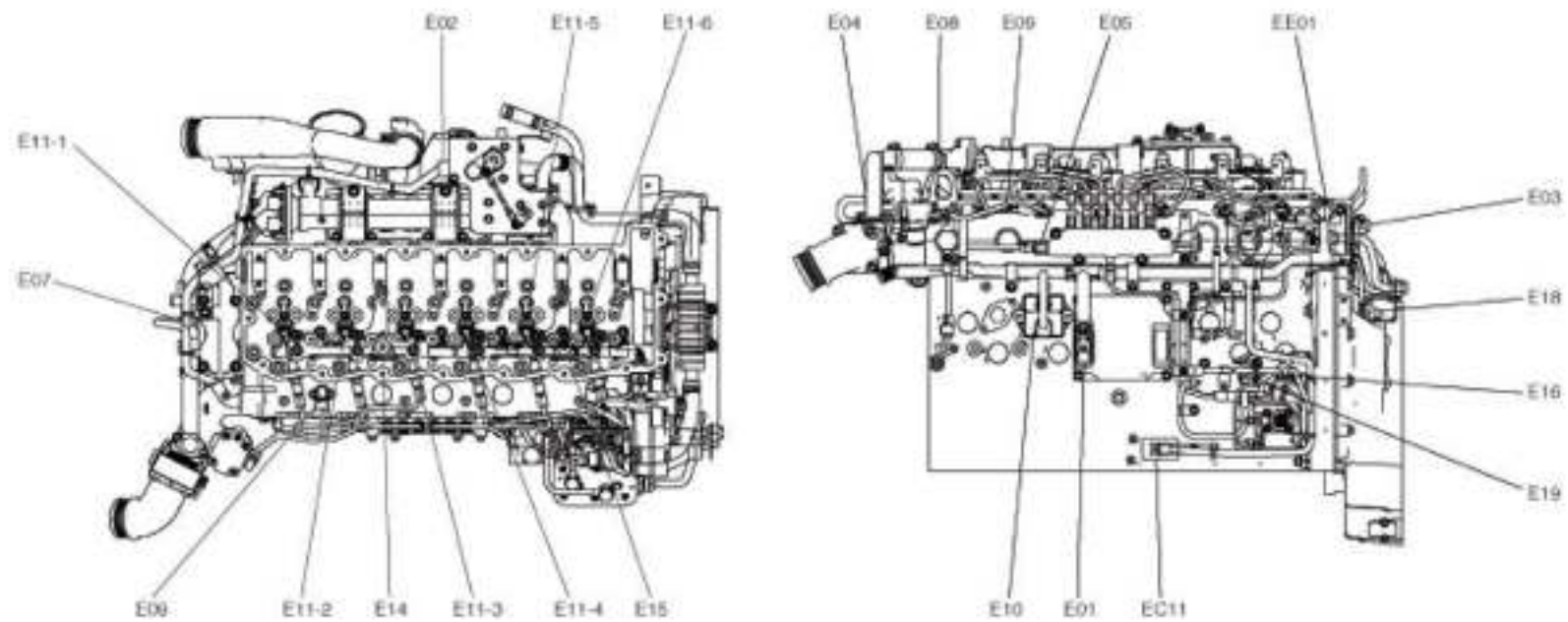
KK-ENG



Engine Harness (KK-ENG)

- | | |
|------|----------------------------------|
| E31 | Oil Pressure Switch |
| E33 | Water Temperature Sensor (Meter) |
| E34 | Water Temperature Sensor (Glow) |
| E35 | Water Temperature Switch |
| E36 | Tachometer Sensor |
| E37 | Air Heater |
| E39 | Start Motor Solenoid |
| E40 | Accel Switch |
| EC01 | Connection With CHASSIS Harness |
| EC02 | Connection With CHASSIS Harness |
| EC03 | Connection With CHASSIS Harness |

D6GA

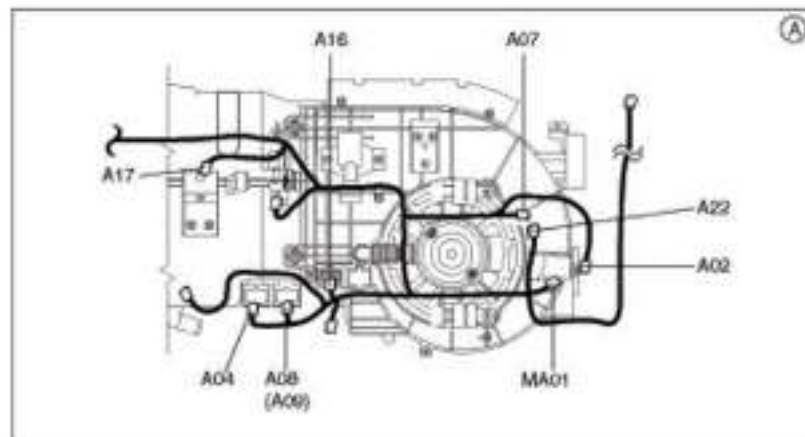
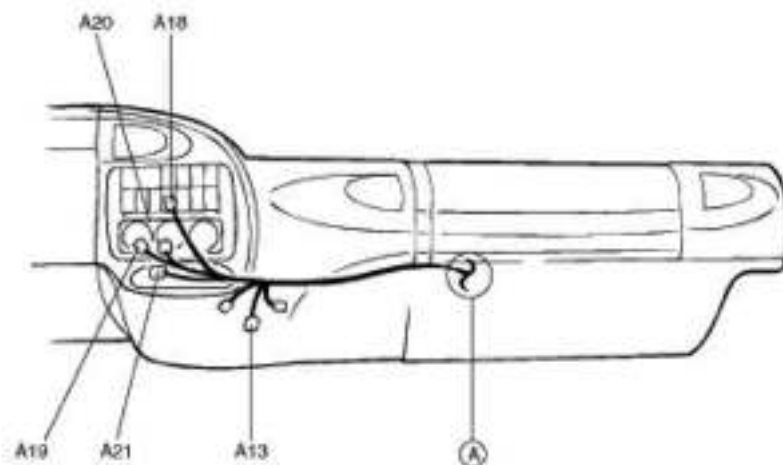


D6GA**Engine Harness**

E01	ECM
E02	EGR Motor & Position Sensor
E03	Camshaft Position Sensor
E04	Air Mass Flow Sensor
E05	Rail Pressure Sensor
E07	Water Temperature Sensor & Sender
E08	Air Heater Monitoring & Relay
E09	Boost Pressure & Air Temperature Sensor
E10	EDU Connector
E16	Fuse Temperature Sensor
E18	Crankshaft Position Sensor
E19	Suction Control Valve
EC11	Connection With CHASSIS Harness
EE01	Connection With INJECTOR Harness

Injector Harness

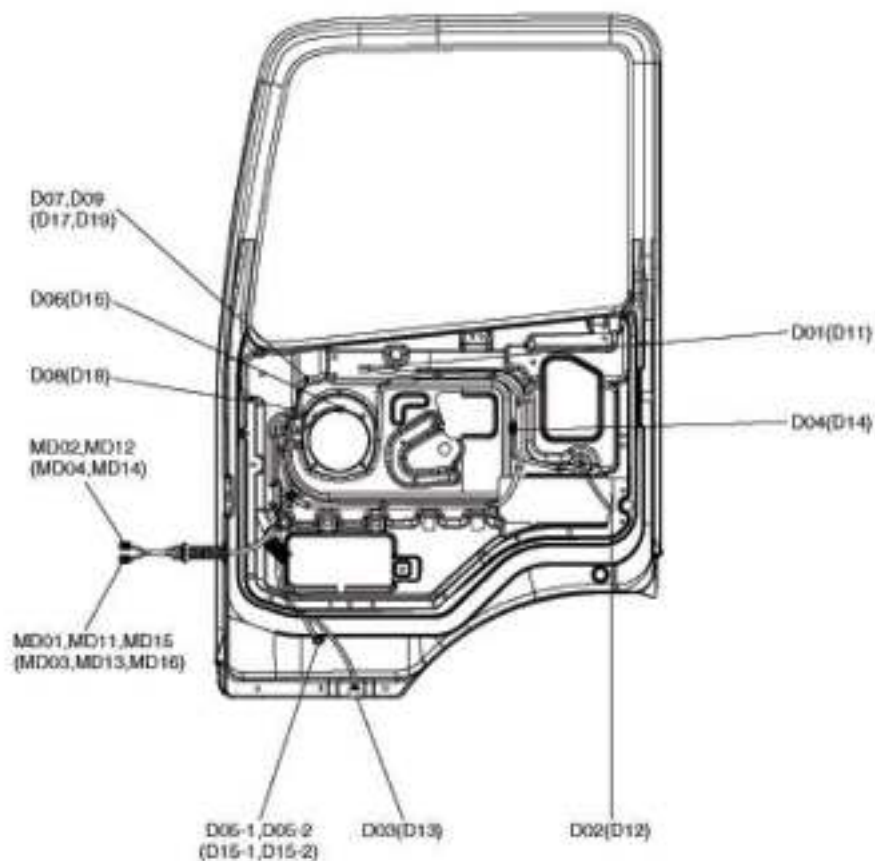
E11-1	Injector #1
E11-2	Injector #2
E11-3	Injector #3
E11-4	Injector #4
E11-5	Injector #5
E11-6	Injector #6
E14	Bleeder Brake Solenoid Valve #1
E15	Bleeder Brake Solenoid Valve #2
EE01	Connection With ENGINE Harness



() : Non A/C

A/C Harness

A02	Intake Actuator
A04	A/C Relay
A07	Blower Motor
A08	Blower Relay (Manual)
A09	Blower Relay (Non A/C)
A13	Mode Actuator
A16	Blower Resistor
A17	Thermostatic Switch
A18	A/C Switch
A19	Blower Switch
A20	Mode Switch
A21	Intake Switch
A22	Condenser Fan Relay
MA01	Connection With Main Harness



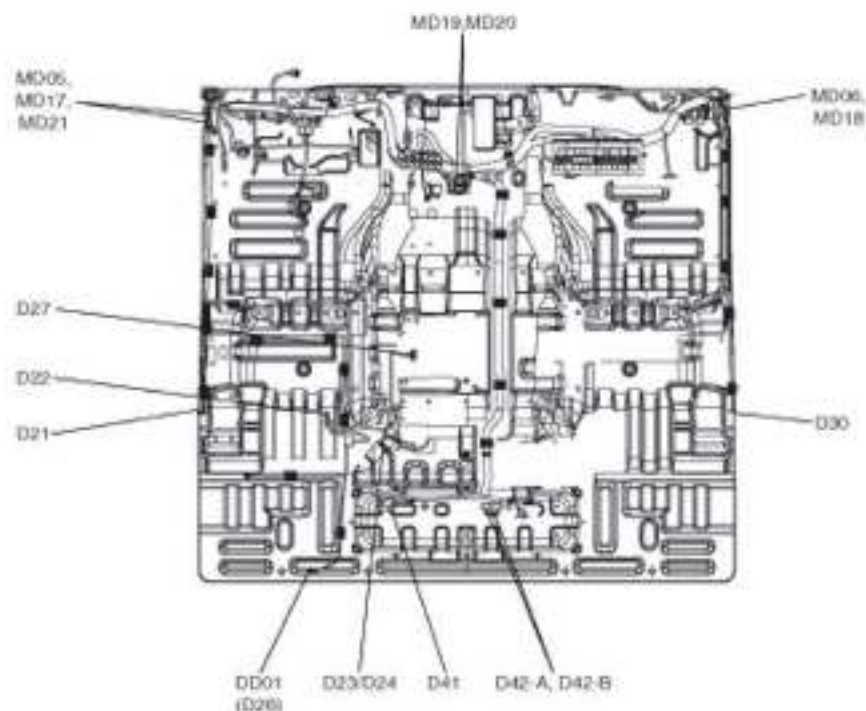
() : RH

Driver Door Harness

D01	Power Window Main Switch
D02	Door Lock Acuator LH
D03	Step Lamp LH
D04	Power Window Motor LH
D05-1	Side Repeater Lamp LH (Russia)
D05-2	Side Repeater Lamp LH (Except Russia)
D06	Door Speaker LH
D07	Mirror Defogger LH (Except Russia)
D08	Twoeter Speaker LH (Russia)
D09	Mirror Defogger LH (Russia)
MD01	Connection With MAIN Harness(D6BR, KK-ENG)
MD02	Connection With MAIN Harness(D6BR, KK-ENG)
MD11	Connection With MAIN Harness(G-ENG)
MD12	Connection With MAIN Harness(G-ENG)
MD15	Connection With MAIN Harness(G-ENG)(Russia)

Passenger Door Harness

D11	Power Window Switch RH
D12	Door Lock Acuator RH
D13	Step Lamp RH
D14	Power Window Motor RH
D15-1	Side Repeater Lamp RH (Russia)
D15-2	Side Repeater Lamp RH (Except Russia)
D16	Door Speaker RH
D17	Mirror Defogger RH (Except Russia)
D18	Twoeter Speaker RH (Russia)
D19	Mirror Defogger RH (Russia)
MD03	Connection With MAIN Harness(D6BR, KK-ENG)
MD04	Connection With MAIN Harness(D6BR, KK-ENG)
MD13	Connection With MAIN Harness(G-ENG)
MD14	Connection With MAIN Harness(G-ENG)
MD16	Connection With MAIN Harness(G-ENG)(Russia)

**Floor LH Harness**

D21	Door Switch LH
D22	Seat Belt Switch LH
D23	Cold Start Switch (D6BR)
D24	Head Lamp Leveling Device Switch (D6GA - Russia)
D27	Cigarette Lighter
DD01	Connection With BED ROOM LAMP Harness
MD05	Connection With MAIN Harness (D6BR/KK-ENG)
MD17	Connection With MAIN Harness (D6GA - Except Russia)
MD21	Connection With MAIN Harness (D6GA - Russia)

Floor RH Harness

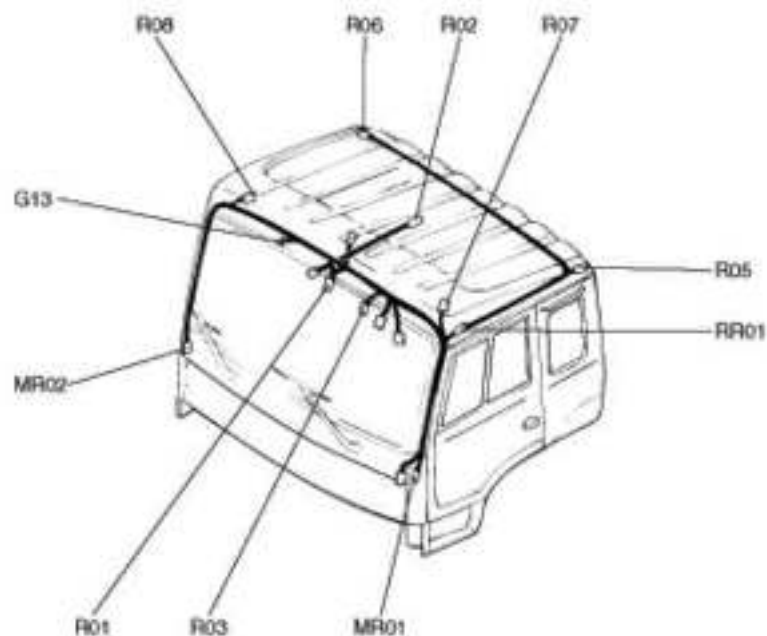
D30	Door Switch RH
MD06	Connection With MAIN Harness
MD18	Connection With MAIN Harness

Floor CTR Harness

D41	Rear Fog Lamp Controller
D42-A	ETACS
D42-B	ETACS
MD19	Connection With MAIN Harness
MD20	Connection With MAIN Harness

Bed Room Lamp Harness

D26	Bed Room Lamp
DD01	Connection With FLOOR LH Harness



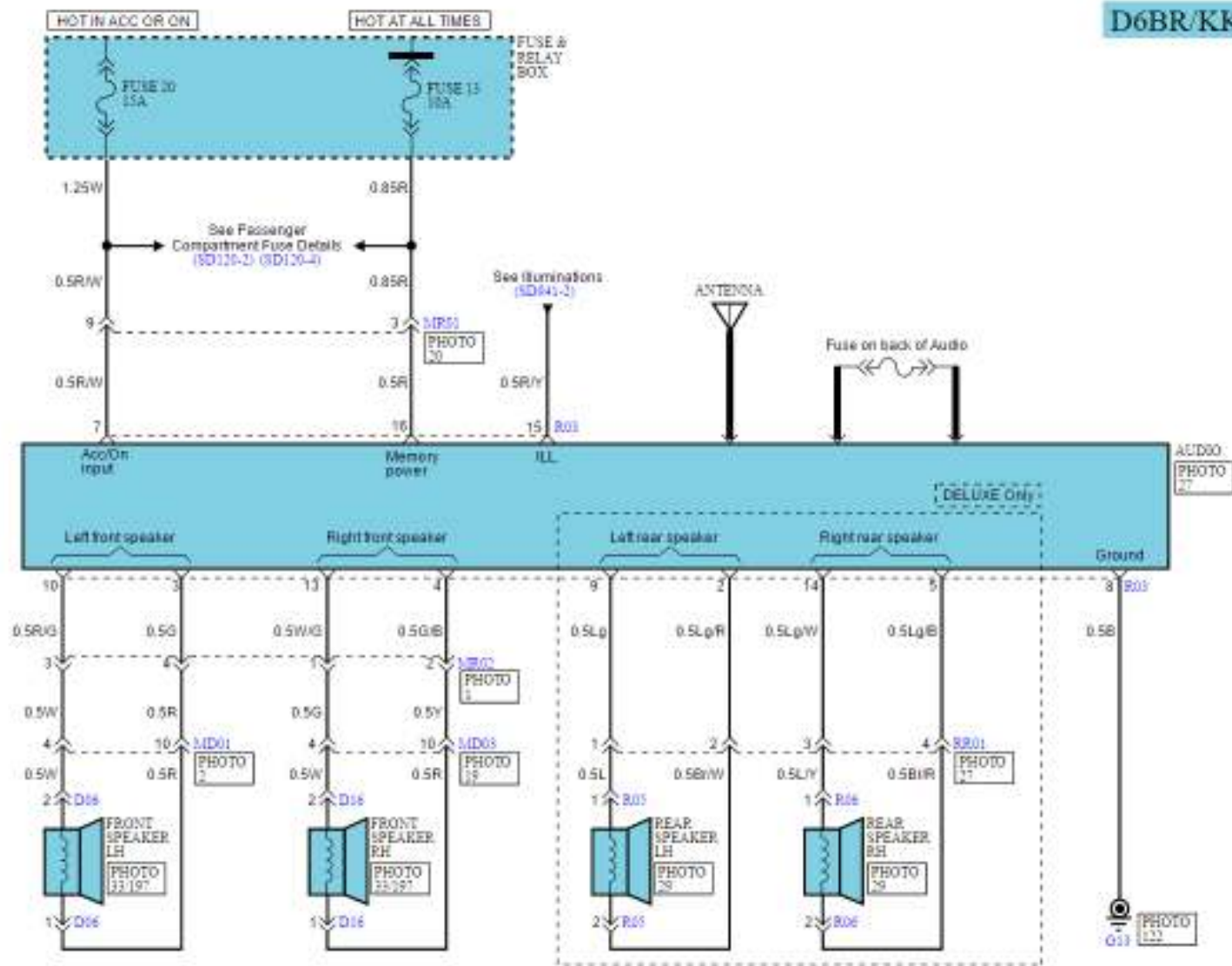
Roof Harness

R01	Room Lamp
R02	Fluorescent Lamp
R03	Audio
R07	Clearance Lamp LH
R08	Clearance Lamp RH
MR01	Connection With MAIN Harness
MR02	Connection With MAIN Harness
RR01	Connection With REAR SPEAKER Harness
G13	Ground

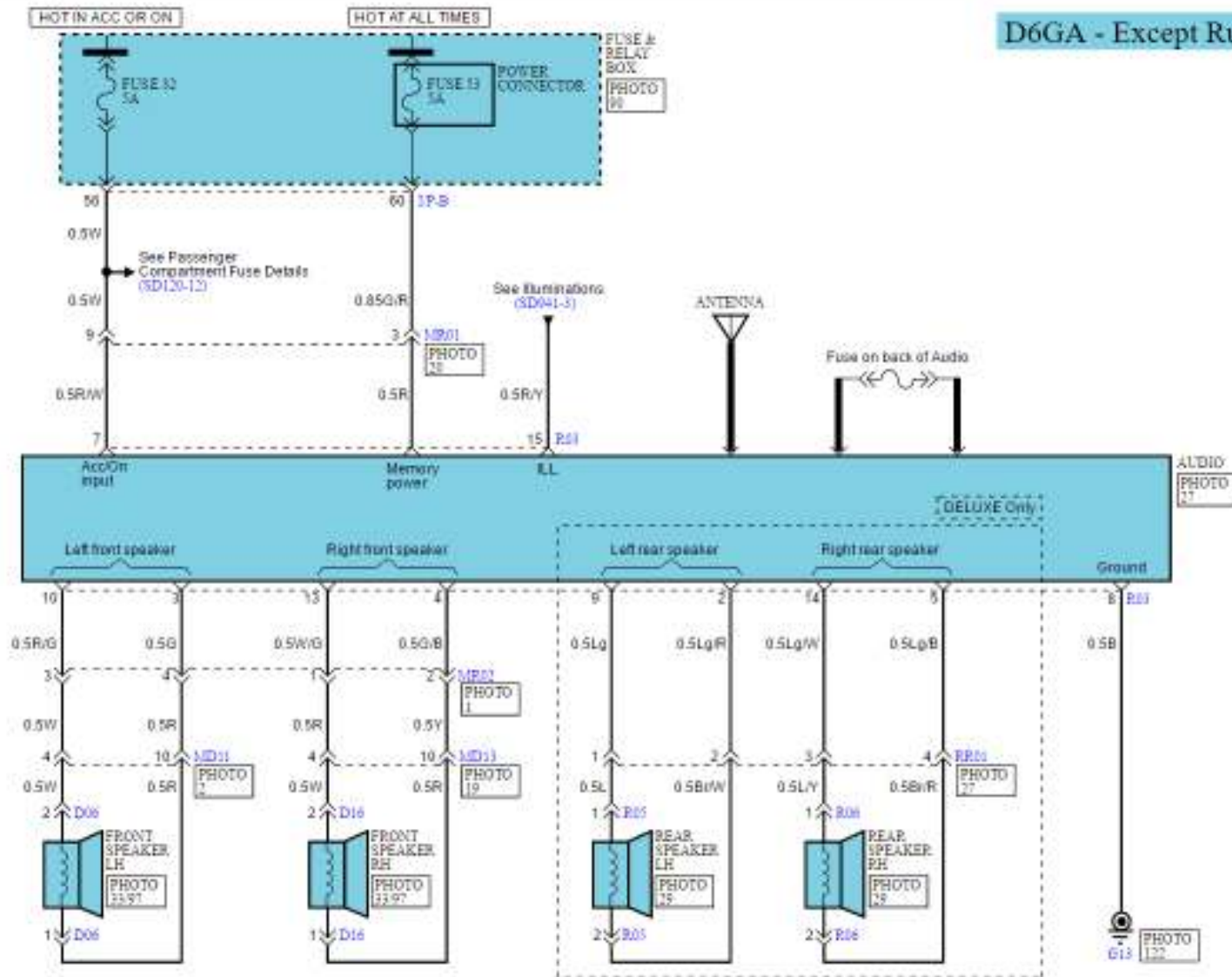
Rear Speaker Harness

R05	Rear Speaker LH
R06	Rear Speaker RH
RR01	Connection With ROOF Harness

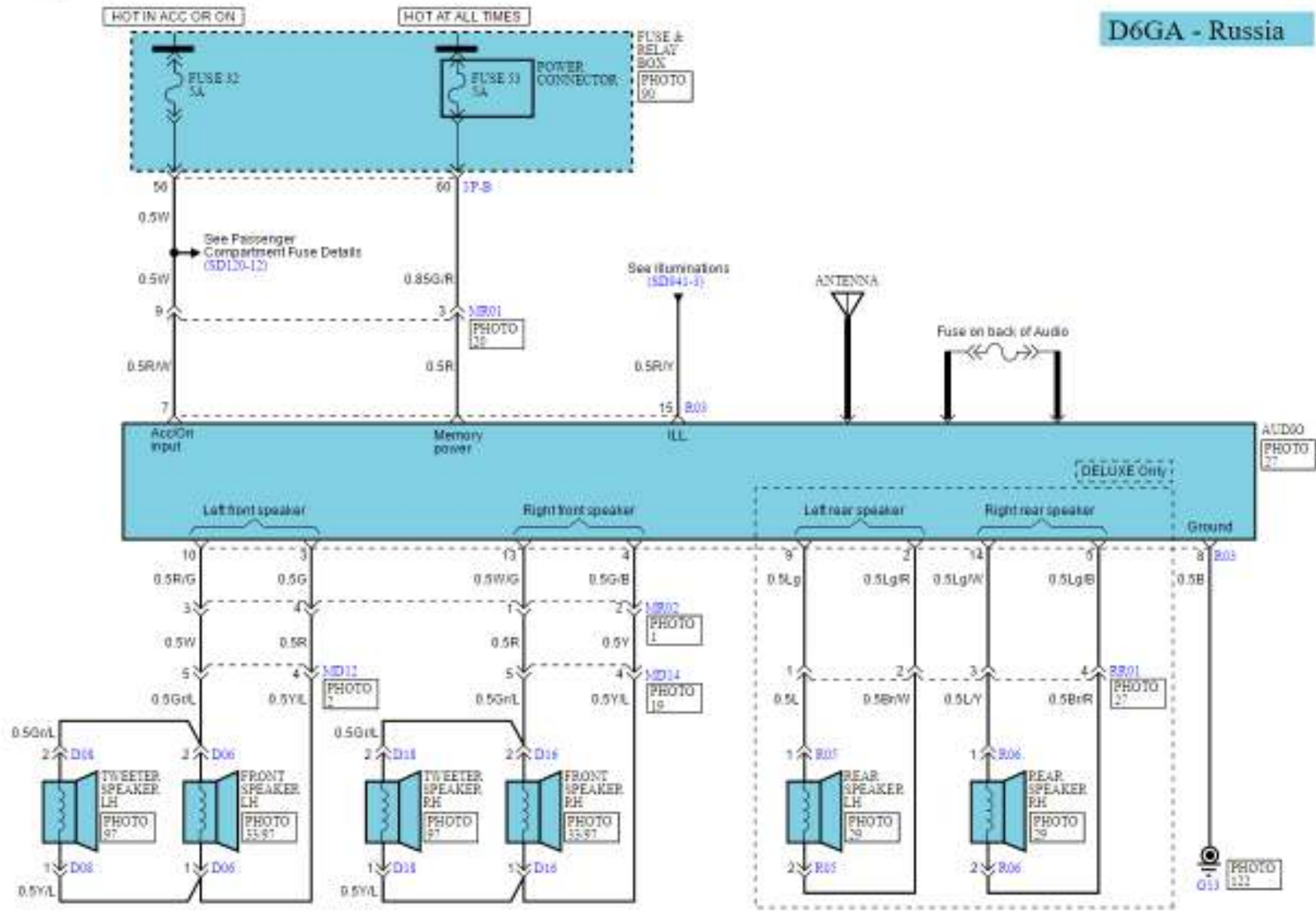
D6BR/KK-ENG

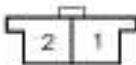

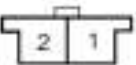







D6GA - Except Russia

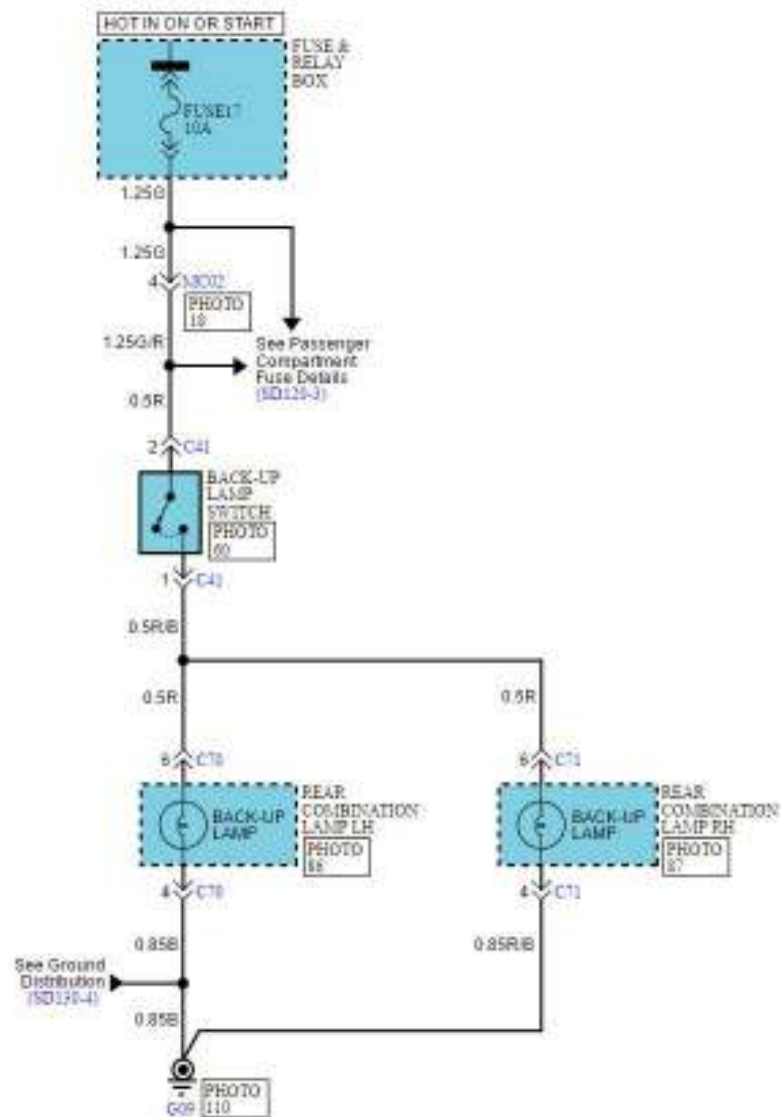


D6GA - Russia

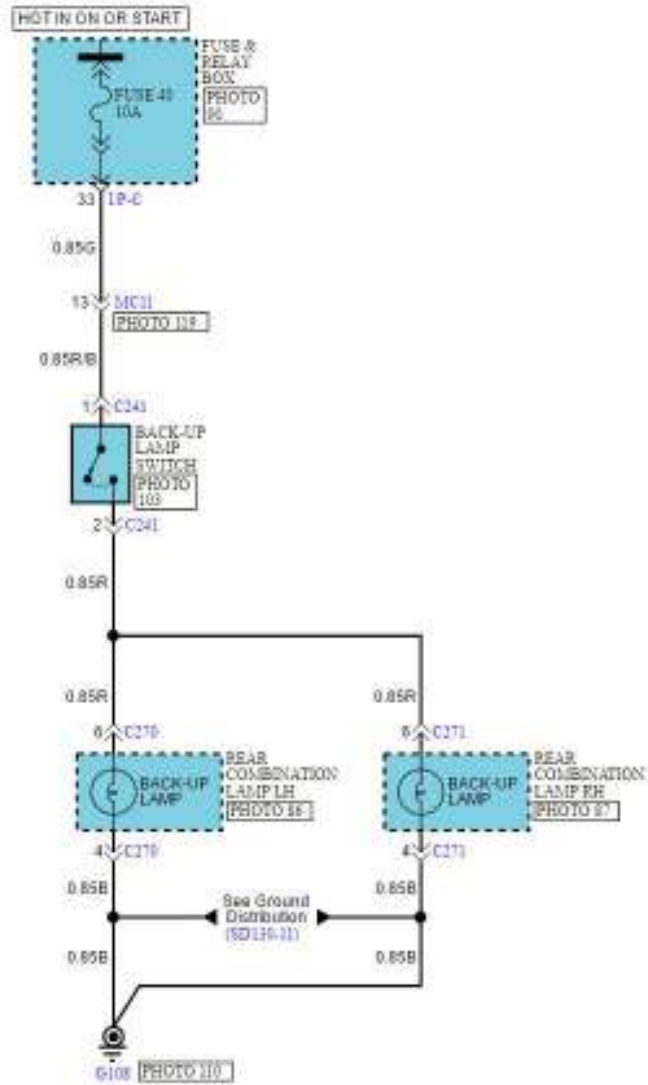


<p style="text-align: center;">D08</p>  <p style="text-align: right;">CR02F010</p>	<p style="text-align: center;">D09</p>  <p style="text-align: right;">CR02F041</p>	<p style="text-align: center;">D16</p>  <p style="text-align: right;">CR02F010</p>	<p style="text-align: center;">D18</p>  <p style="text-align: right;">CR02F041</p>
<p style="text-align: center;">R01 (DELUXE)</p>  <p style="text-align: right;">CR10P014</p>	<p style="text-align: center;">R03 (SUPER)</p>  <p style="text-align: right;">CR10P014</p>	<p style="text-align: center;">R05</p>  <p style="text-align: right;">CR02F012</p>	<p style="text-align: center;">R06</p>  <p style="text-align: right;">CR02F012</p>

D6BR/KK-ENG

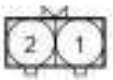
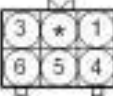
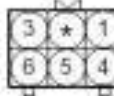

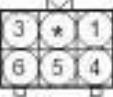
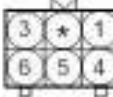


D6GA

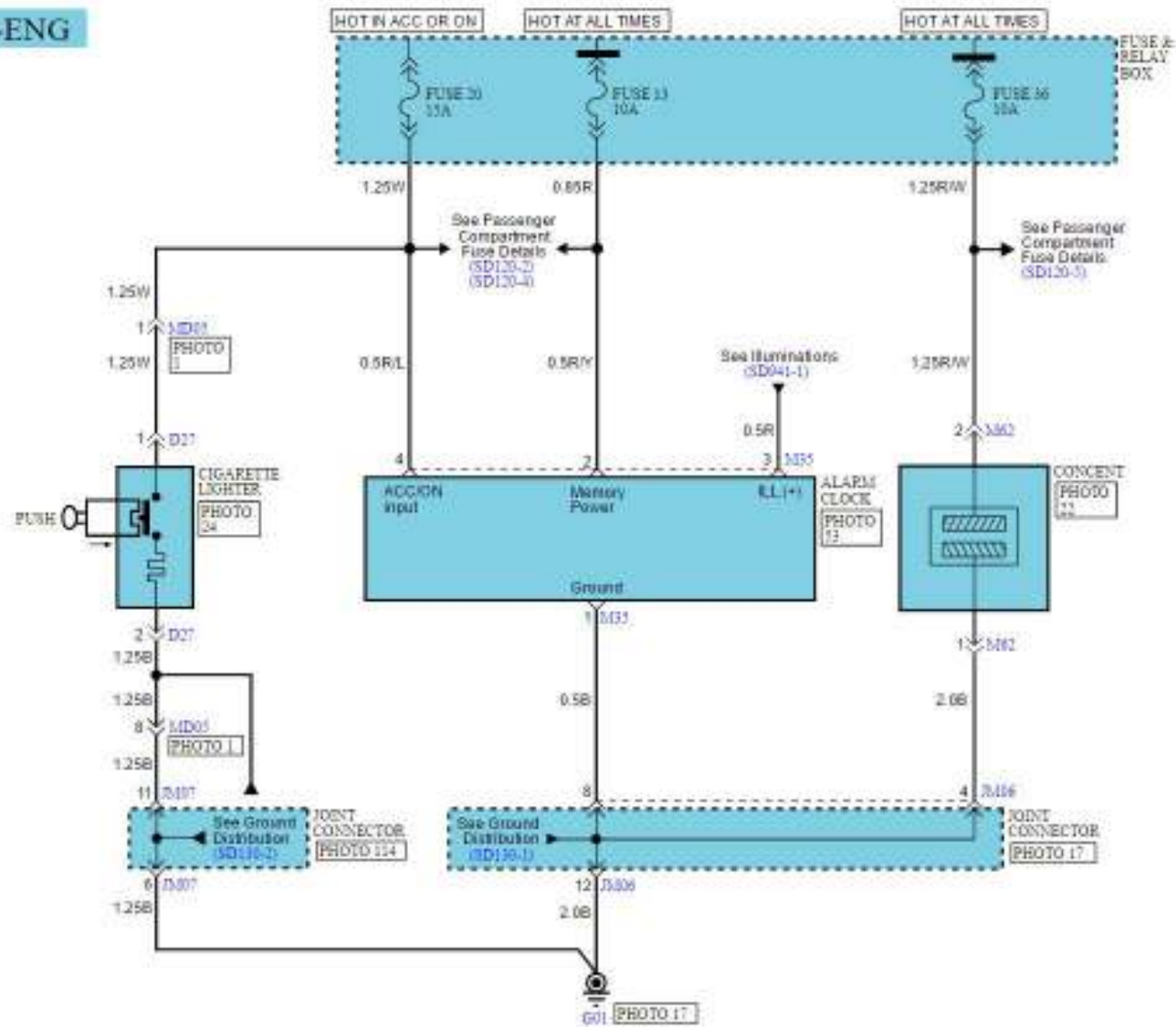


Back-Up Lamps (3)

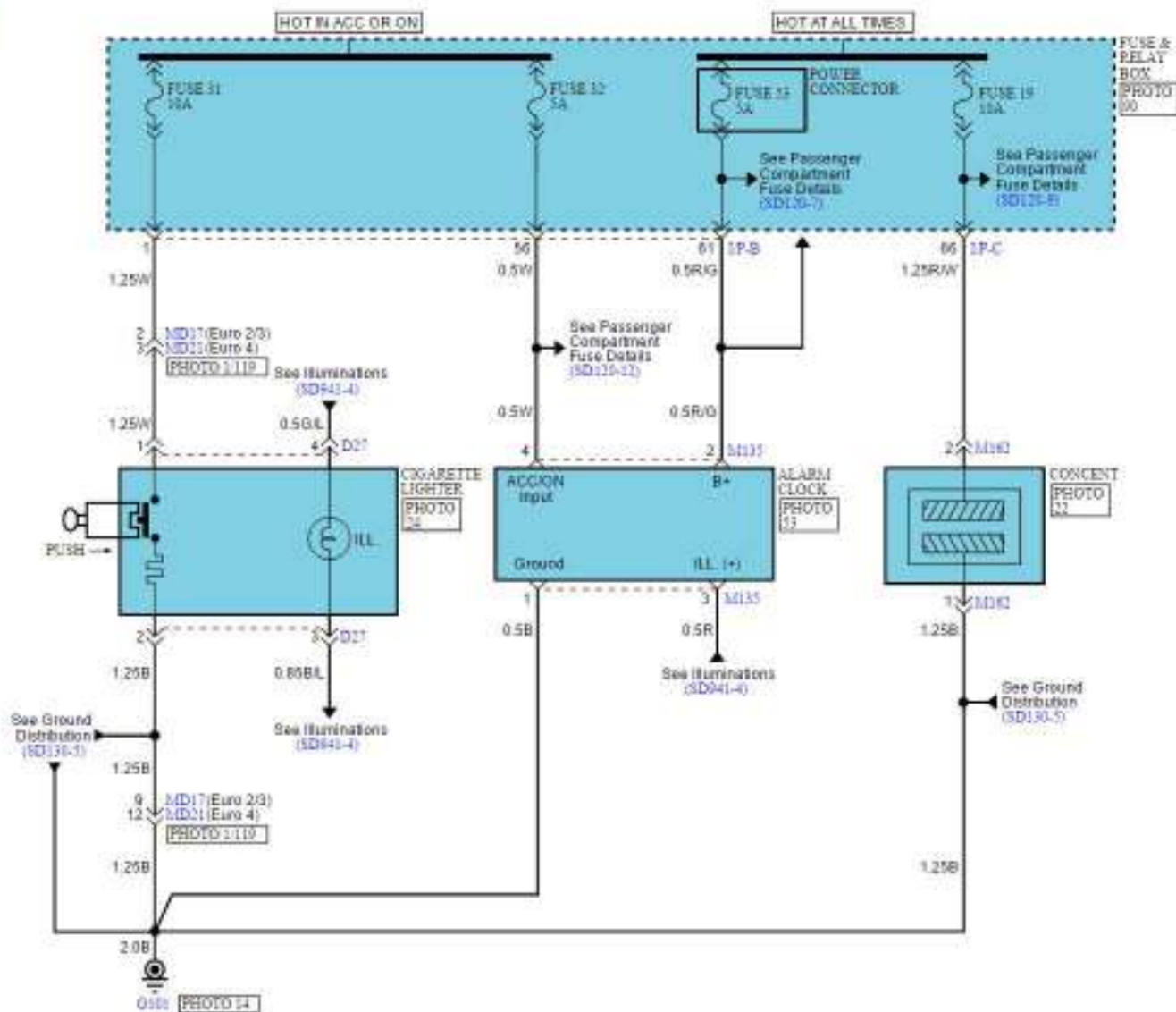
SD926-3

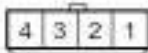
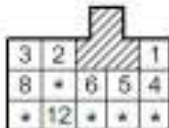
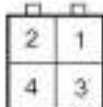

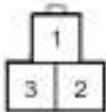
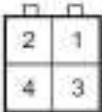

<p>C41</p>  <p>CR02F040</p>	<p>C70</p>  <p>CR02F016</p>	<p>C71</p>  <p>CR02F016</p>	<p>C41</p>  <p>CR02F175</p>
<p>C20</p>  <p>CR02F016</p>	<p>C21</p>  <p>CR02F016</p>	<p>BLANK</p>	<p>BLANK</p>

D6BR/KK-ENG

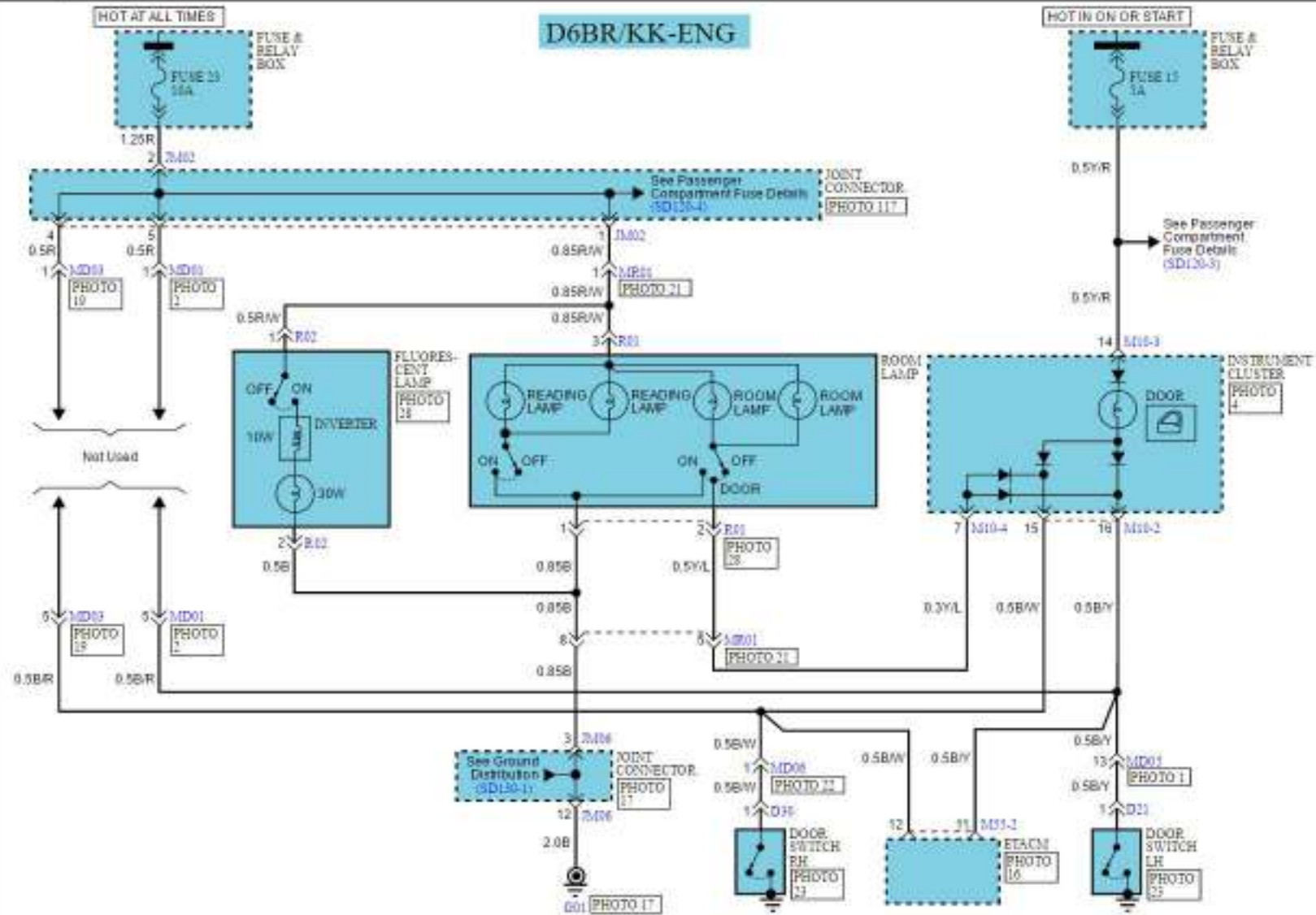


D6GA

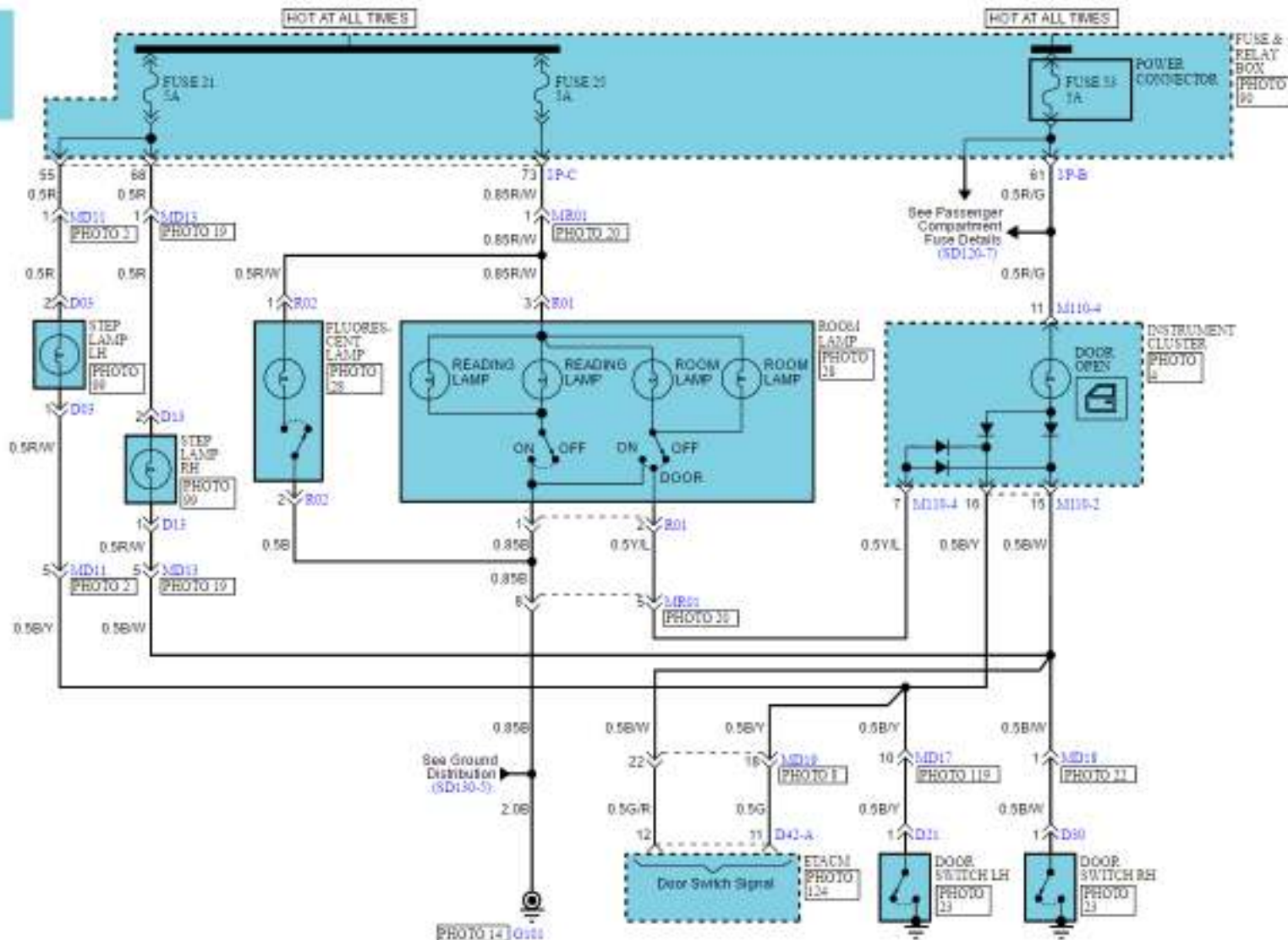


<p>D27</p>  <p>CR04P007</p>	<p>M38-1</p>  <p>CR13P004</p>	<p>M57</p>  <p>CR04P030</p>	<p>M82</p>  <p>CR02P051</p>
<p>M73</p>  <p>CR03P005</p>	<p>M337</p>  <p>CR04P030</p>	<p>M502</p>  <p>CR02P051</p>	<p>BLANK</p>

D6BR/KK-ENG


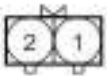


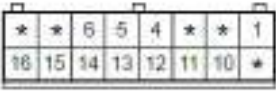
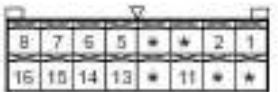
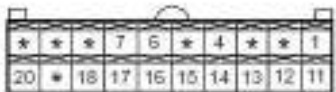
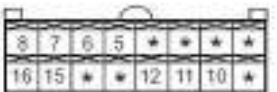
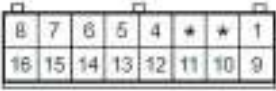
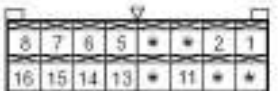


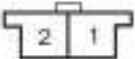


D6GA
Except
Russia

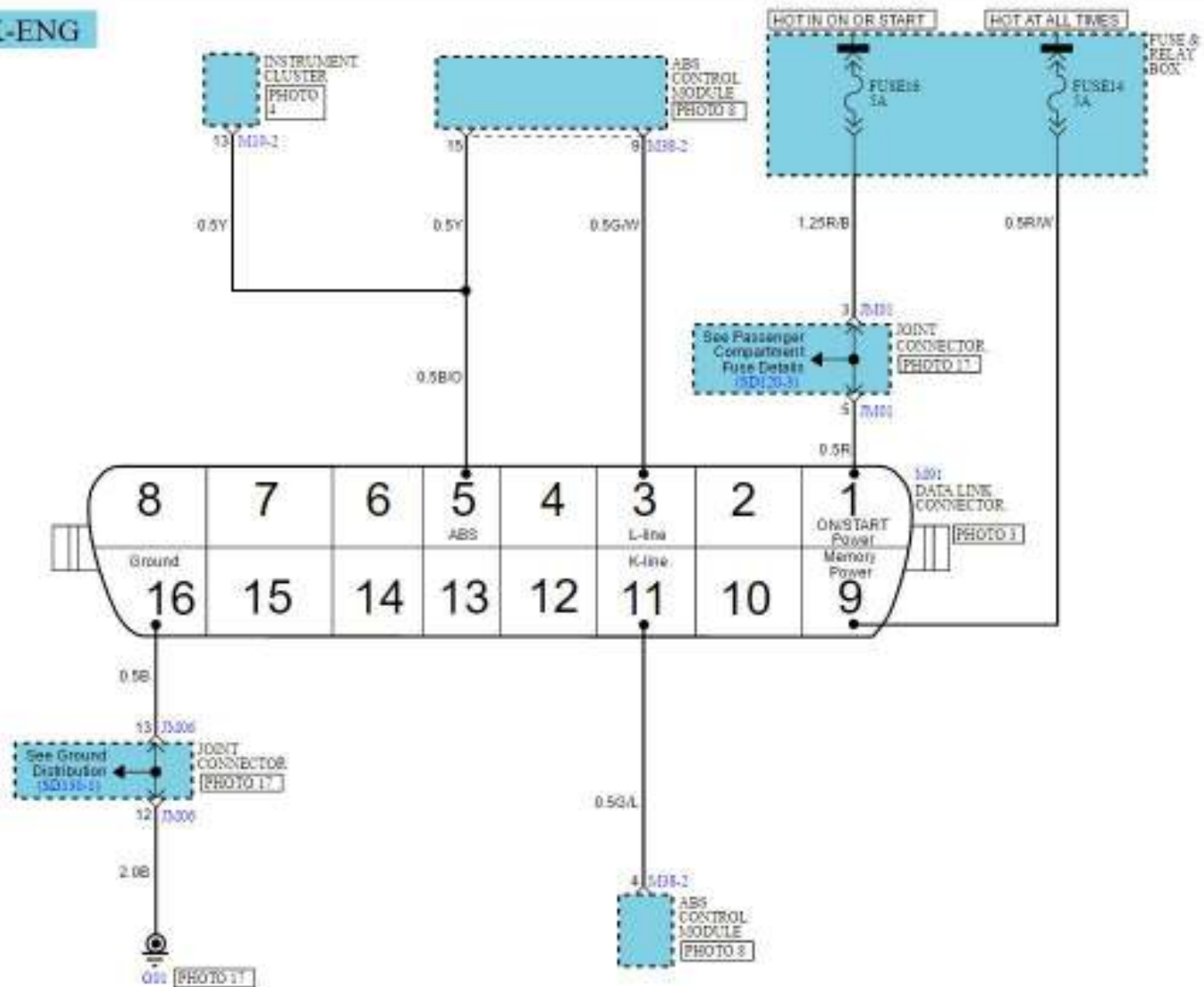


Courtesy Lamps (4)

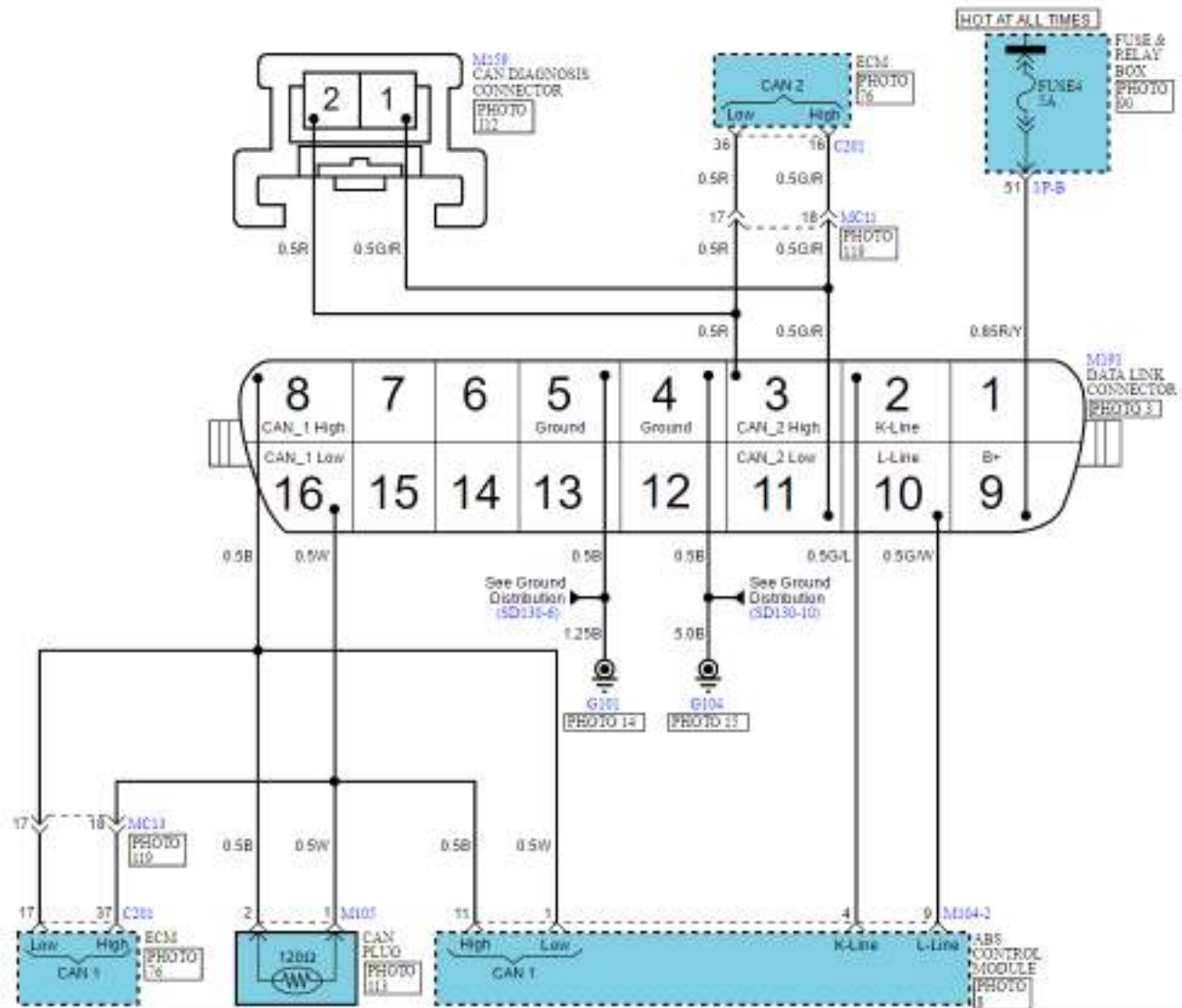
SD929-4


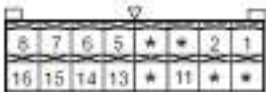

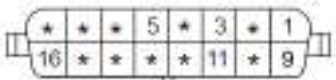
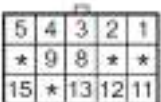
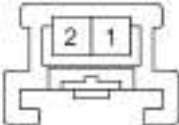
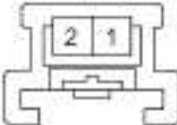

<p>D09</p>  <p>CR02F040</p>	<p>D13</p>  <p>CR02F040</p>	<p>D21</p>  <p>CR01F021</p>	<p>D80</p>  <p>CR01F021</p>
<p>D40-A</p>  <p>CR16F008</p>	<p>M10-1</p>  <p>CR16F029</p>	<p>M10-3</p>  <p>CR20F021</p>	<p>M10-4</p>  <p>CR16F017</p>
<p>M15-2</p>  <p>CR16F008</p>	<p>M110-2</p>  <p>CR19F029</p>	<p>M110-4</p>  <p>CR18F017</p>	<p>R01</p>  <p>CR02F011</p>
<p>R02</p>  <p>CR02F010</p>	<p>BLANK</p>	<p>BLANK</p>	<p>BLANK</p>
<p> </p>			

D6BR/KK-ENG

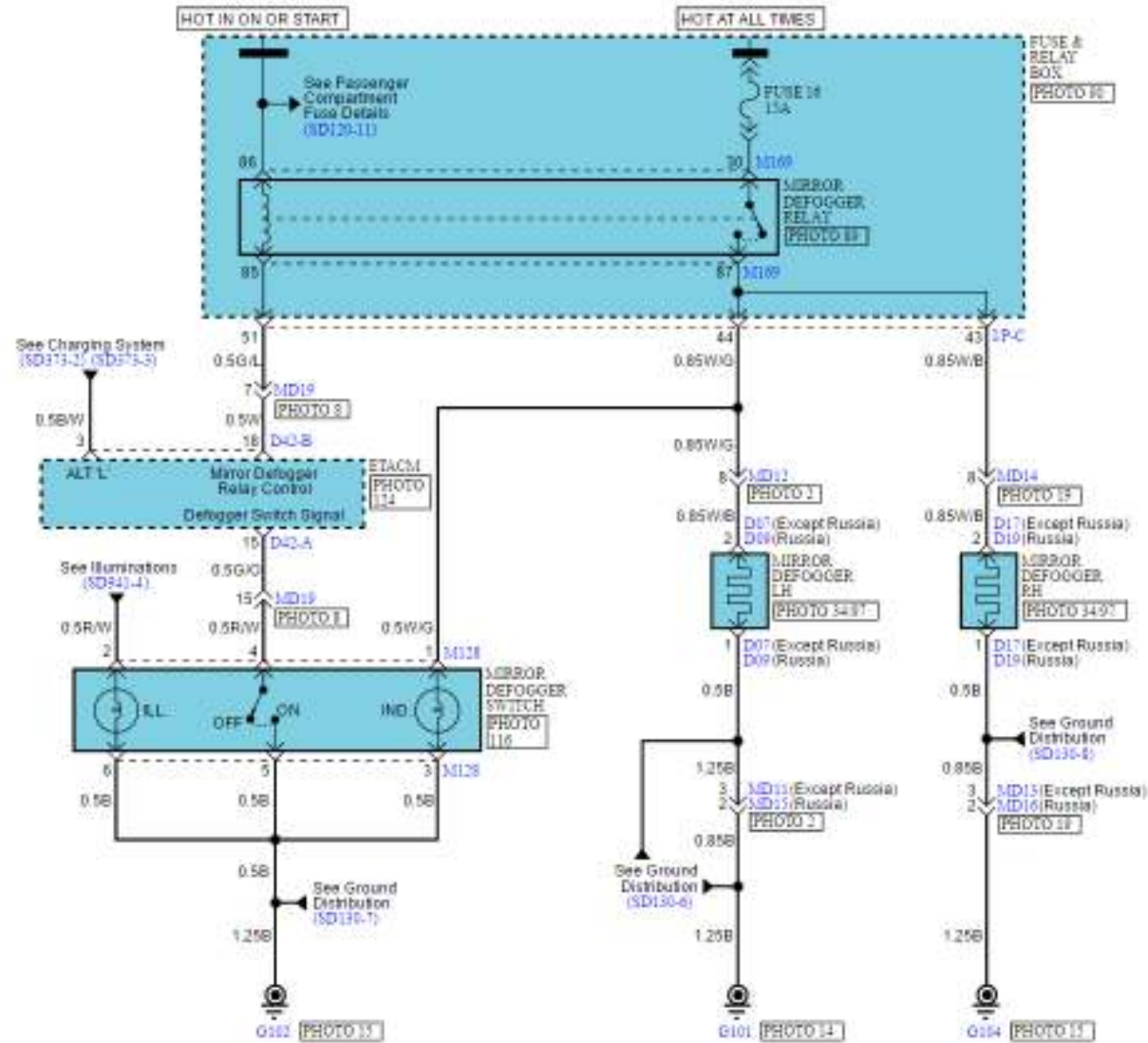







D6GA



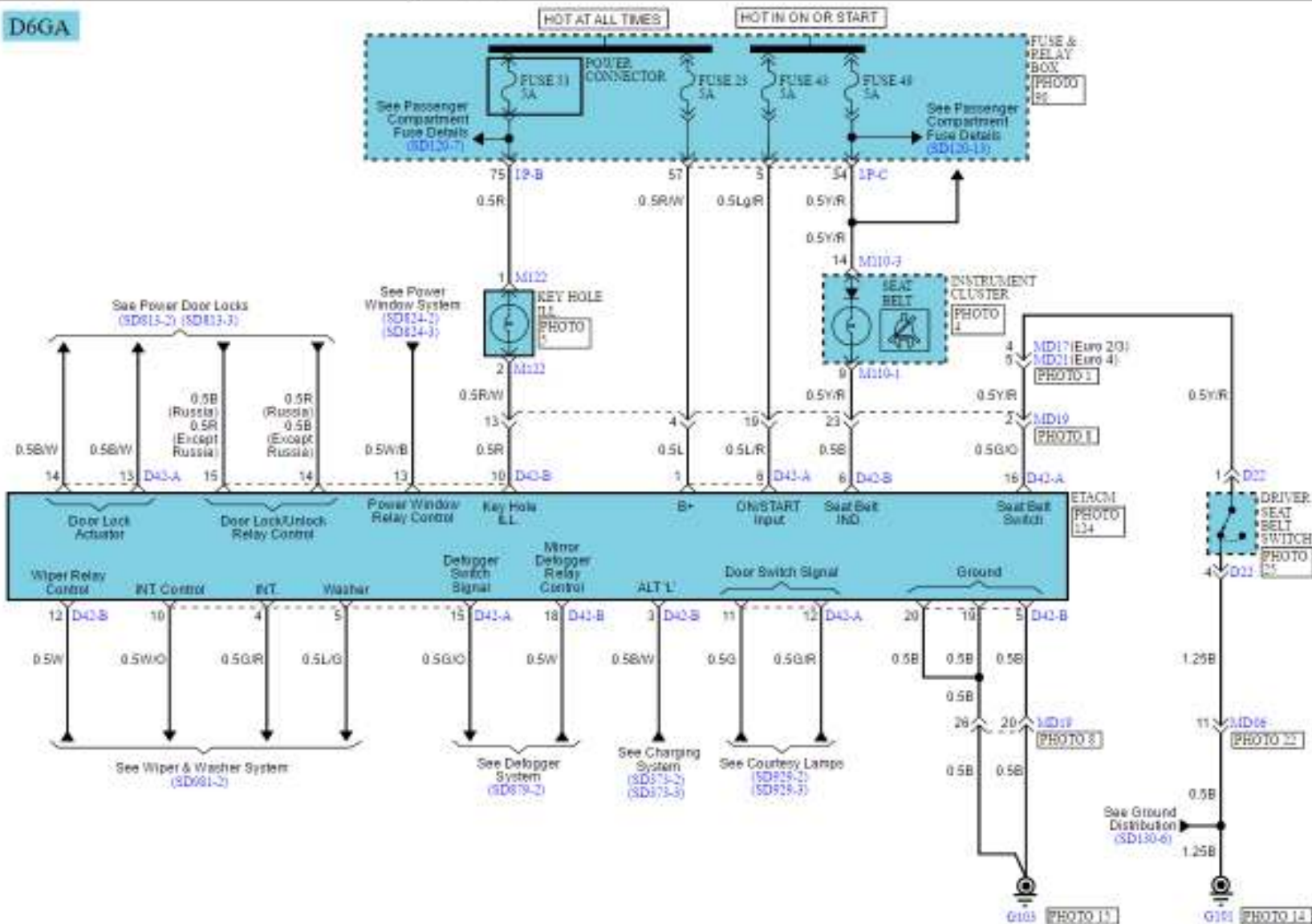
<p style="text-align: center;">C205</p>  <p style="text-align: right;">MLX_MX122_80F_B</p>	<p style="text-align: center;">M10-2</p>  <p style="text-align: right;">CR18F029</p>	<p style="text-align: center;">M38-2</p>  <p style="text-align: right;">CR15P000</p>	
<p style="text-align: center;">M01</p>  <p style="text-align: right;">CR18P044</p>	<p style="text-align: center;">M104-2</p>  <p style="text-align: right;">CR18P000</p>	<p style="text-align: center;">M105</p>  <p style="text-align: right;">AMP_000CAN_02F_W</p>	<p style="text-align: center;">M159</p>  <p style="text-align: right;">AMP_000CAN_02F_W</p>
<p style="text-align: center;">M191</p>  <p style="text-align: right;">CR16F044</p>	<p style="text-align: center;">BLANK</p>	<p style="text-align: center;">BLANK</p>	<p style="text-align: center;">BLANK</p>

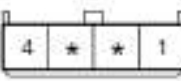
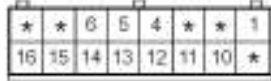
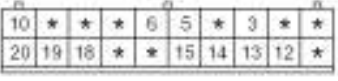
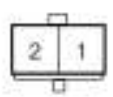
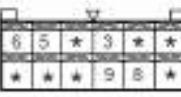
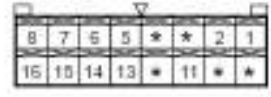
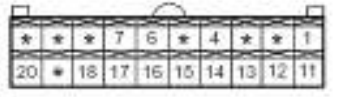
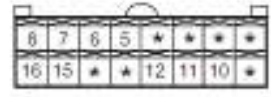
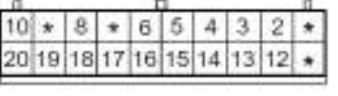
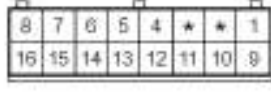
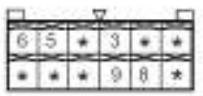
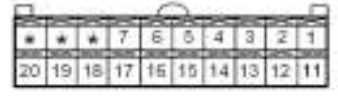

D6GA



<p style="text-align: center;">D08</p>  <p style="text-align: right; font-size: small;">CR02F001</p>	<p style="text-align: center;">D07</p>  <p style="text-align: right; font-size: small;">CR02F001</p>	<p style="text-align: center;">D09</p>  <p style="text-align: right; font-size: small;">CR02F009</p>	<p style="text-align: center;">D17</p>  <p style="text-align: right; font-size: small;">CR02F001</p>																																																			
<p style="text-align: center;">D18</p>  <p style="text-align: right; font-size: small;">CR02F009</p>	<p style="text-align: center;">D42-A</p> <table border="1" style="margin: auto; text-align: center; font-size: x-small;"> <tr> <td>★</td><td>★</td><td>6</td><td>5</td><td>4</td><td>★</td><td>★</td><td>1</td> </tr> <tr> <td>16</td><td>15</td><td>14</td><td>13</td><td>12</td><td>11</td><td>10</td><td>★</td> </tr> </table> <p style="text-align: right; font-size: small;">CR10F002</p>	★	★	6	5	4	★	★	1	16	15	14	13	12	11	10	★	<p style="text-align: center;">D42-B</p> <table border="1" style="margin: auto; text-align: center; font-size: x-small;"> <tr> <td>10</td><td>★</td><td>★</td><td>★</td><td>6</td><td>5</td><td>★</td><td>3</td><td>★</td><td>★</td> </tr> <tr> <td>20</td><td>19</td><td>18</td><td>★</td><td>★</td><td>15</td><td>14</td><td>13</td><td>12</td><td>★</td> </tr> </table> <p style="text-align: right; font-size: small;">CR03F001</p>	10	★	★	★	6	5	★	3	★	★	20	19	18	★	★	15	14	13	12	★	<p style="text-align: center;">M28</p> <table border="1" style="margin: auto; text-align: center; font-size: x-small;"> <tr> <td>2</td><td></td><td></td><td></td><td>1</td> </tr> <tr> <td>6</td><td>5</td><td>4</td><td>3</td><td></td> </tr> </table> <p style="text-align: right; font-size: small;">CR06F017</p>	2				1	6	5	4	3						
★	★	6	5	4	★	★	1																																															
16	15	14	13	12	11	10	★																																															
10	★	★	★	6	5	★	3	★	★																																													
20	19	18	★	★	15	14	13	12	★																																													
2				1																																																		
6	5	4	3																																																			
<p style="text-align: center;">M55-1</p> <table border="1" style="margin: auto; text-align: center; font-size: x-small;"> <tr> <td>10</td><td>★</td><td>8</td><td>★</td><td>6</td><td>5</td><td>4</td><td>3</td><td>2</td><td>★</td> </tr> <tr> <td>20</td><td>19</td><td>18</td><td>17</td><td>16</td><td>15</td><td>14</td><td>13</td><td>12</td><td>★</td> </tr> </table> <p style="text-align: right; font-size: small;">CR20F001</p>	10	★	8	★	6	5	4	3	2	★	20	19	18	17	16	15	14	13	12	★	<p style="text-align: center;">M55-2</p> <table border="1" style="margin: auto; text-align: center; font-size: x-small;"> <tr> <td>8</td><td>7</td><td>6</td><td>5</td><td>4</td><td>★</td><td>★</td><td>1</td> </tr> <tr> <td>16</td><td>15</td><td>14</td><td>13</td><td>12</td><td>11</td><td>10</td><td>9</td> </tr> </table> <p style="text-align: right; font-size: small;">CR16F002</p>	8	7	6	5	4	★	★	1	16	15	14	13	12	11	10	9	<p style="text-align: center;">M74</p> <table border="1" style="margin: auto; text-align: center; font-size: x-small;"> <tr> <td>1</td> </tr> <tr> <td>2</td> </tr> <tr> <td>5</td><td>★</td><td>3</td> </tr> </table> <p style="text-align: right; font-size: small;">CR05F011</p>	1	2	5	★	3	<p style="text-align: center;">M128</p> <table border="1" style="margin: auto; text-align: center; font-size: x-small;"> <tr> <td>2</td><td></td><td></td><td></td><td>1</td> </tr> <tr> <td>6</td><td>5</td><td>4</td><td>3</td><td></td> </tr> </table> <p style="text-align: right; font-size: small;">CR06F017</p>	2				1	6	5	4	3	
10	★	8	★	6	5	4	3	2	★																																													
20	19	18	17	16	15	14	13	12	★																																													
8	7	6	5	4	★	★	1																																															
16	15	14	13	12	11	10	9																																															
1																																																						
2																																																						
5	★	3																																																				
2				1																																																		
6	5	4	3																																																			
<p style="text-align: center;">M169</p> <table border="1" style="margin: auto; text-align: center; font-size: x-small;"> <tr> <td>30</td> </tr> <tr> <td>87</td> </tr> <tr> <td>86</td><td>★</td><td>85</td> </tr> </table> <p style="text-align: right; font-size: small;">CR05F011</p>	30	87	86	★	85	<p style="text-align: center;">BLANK</p>	<p style="text-align: center;">BLANK</p>	<p style="text-align: center;">BLANK</p>																																														
30																																																						
87																																																						
86	★	85																																																				
Empty row for additional diagrams																																																						

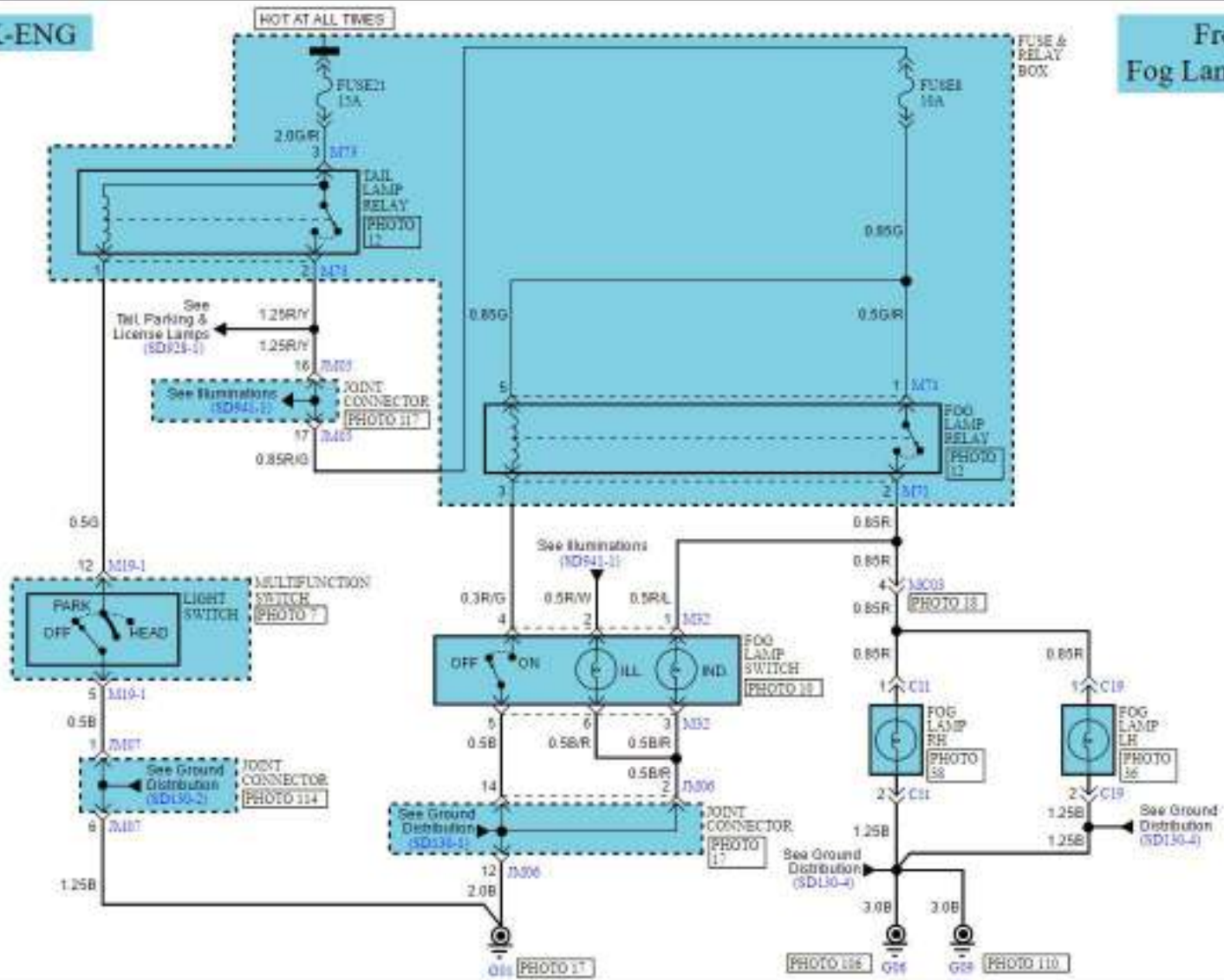
D6GA



<p>D11</p>  <p>CR04F122</p>	<p>D43-A</p>  <p>CR16P032</p>	<p>D43-B</p>  <p>CR20P001</p>	<p>M06</p>  <p>CR02P049</p>
<p>M10-1</p>  <p>CR12F001</p>	<p>M10-2</p>  <p>CR16P029</p>	<p>M10-3</p>  <p>CR20P021</p>	<p>M10-4</p>  <p>CR16P017</p>
<p>M35-1</p>  <p>CR20P001</p>	<p>M35-2</p>  <p>CR16P032</p>	<p>M110-1</p>  <p>CR12F001</p>	<p>M110-5</p>  <p>CR20P021</p>
<p>M22</p>  <p>CR02P049</p>	<p>BLANK</p>	<p>BLANK</p>	<p>BLANK</p>

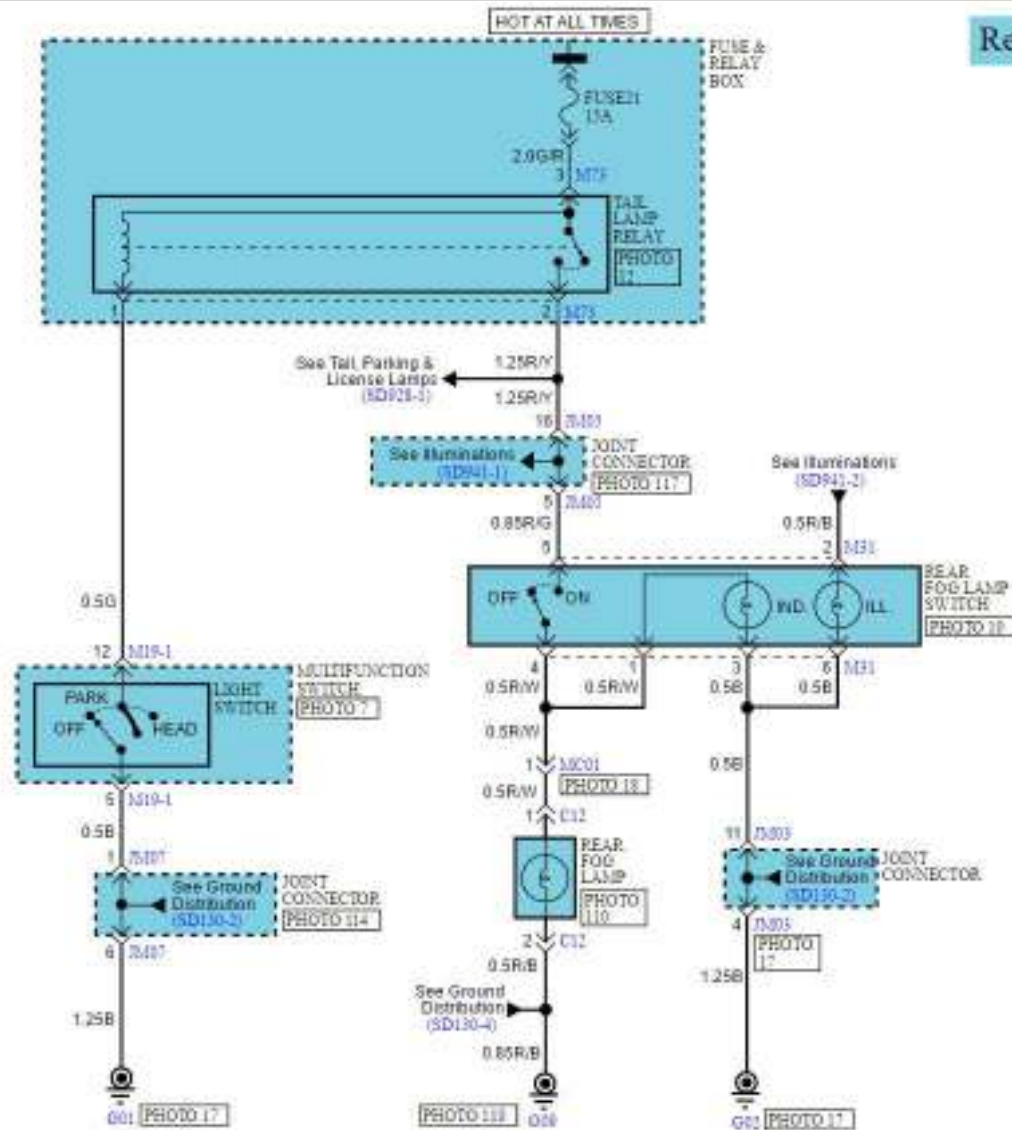
D6BR/KK-ENG

Front Fog Lamp



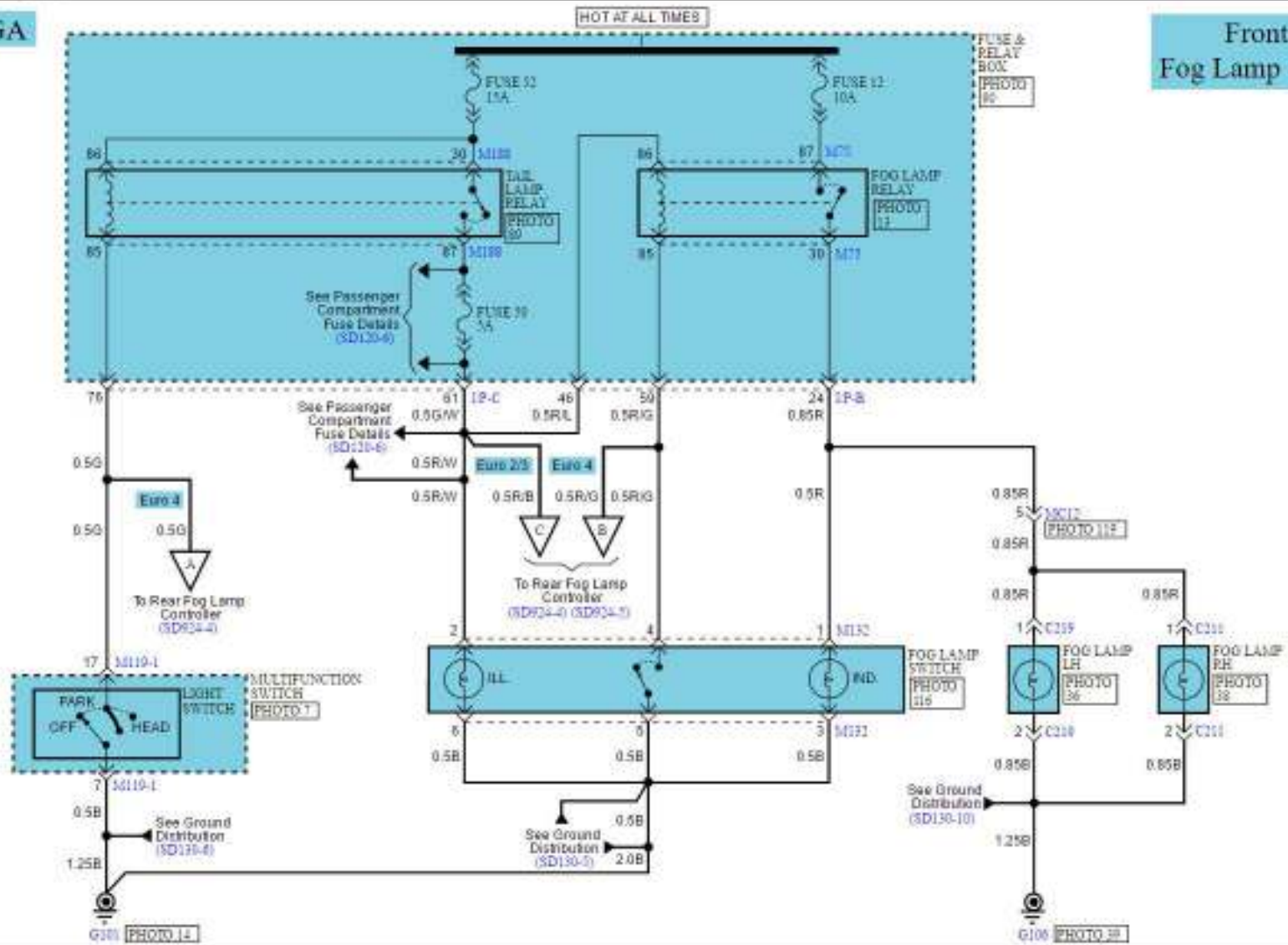
D6BR/KK-ENG

Rear Fog Lamp



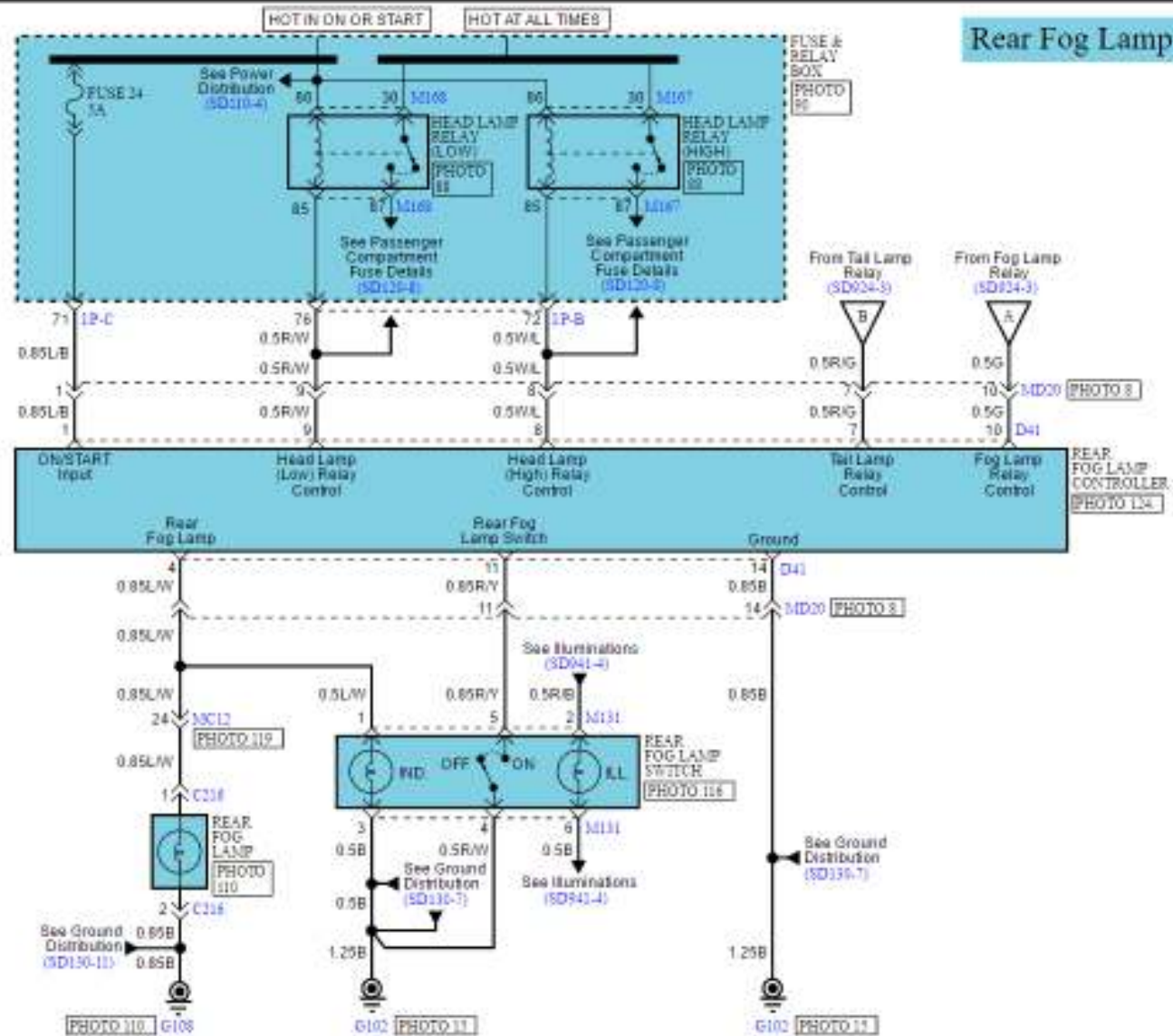
D6GA

Front Fog Lamp



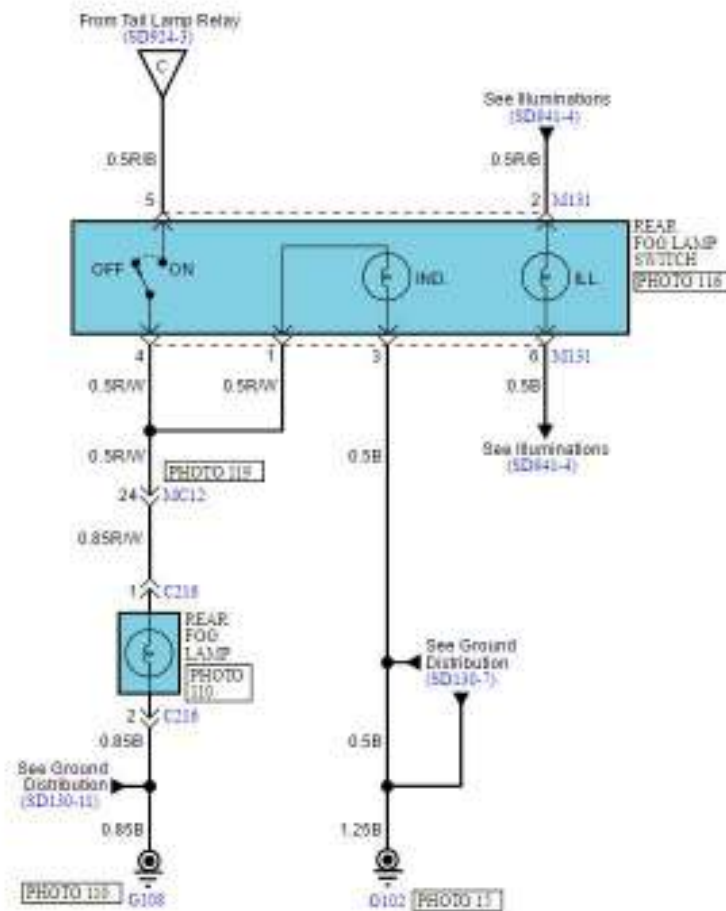
D6GA - Euro 4

Rear Fog Lamp




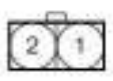
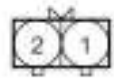

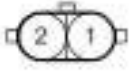
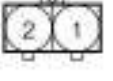
D6GA - Euro 2/3

Rear Fog Lamp

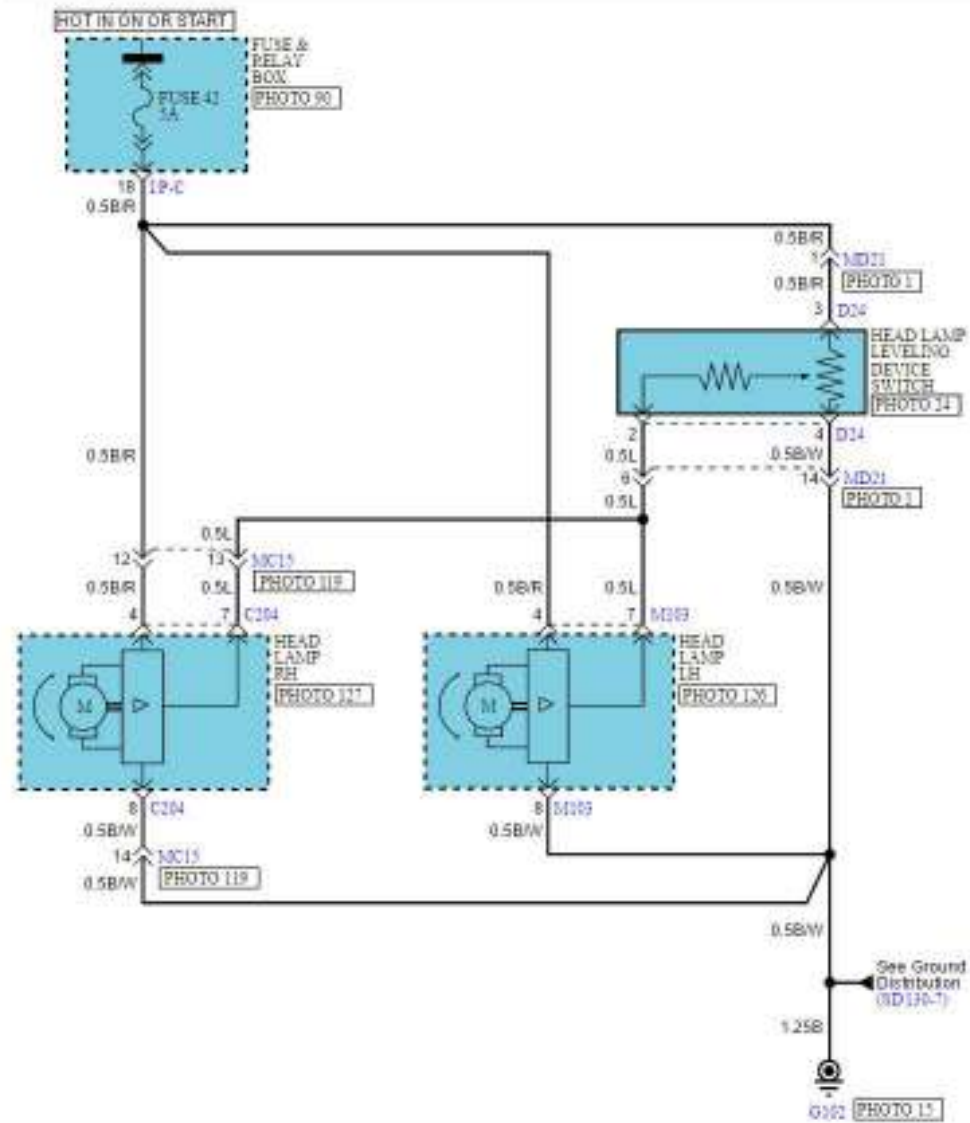


Fog Lamps (6)

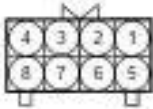
SD924-6

<p>C11</p>  <p>CR02F040</p>	<p>C12</p>  <p>CR02F042</p>	<p>C19</p>  <p>CR02F040</p>	<p>C211</p>  <p>CR02F040</p>																																								
<p>C218</p>  <p>CR02F118</p>	<p>C219</p>  <p>CR02F040</p>	<p>D43</p> <table border="1" data-bbox="1198 454 1512 550"> <tr> <td>*</td> <td>*</td> <td>4</td> <td></td> <td>*</td> <td>*</td> <td>1</td> </tr> <tr> <td>14</td> <td>*</td> <td>*</td> <td>11</td> <td>10</td> <td>9</td> <td>8</td> <td>7</td> </tr> </table> <p>CR14F052</p>	*	*	4		*	*	1	14	*	*	11	10	9	8	7	<p>M10-1</p> <table border="1" data-bbox="1691 438 1859 574"> <tr> <td>3</td> <td>2</td> <td style="background-color: #cccccc;"></td> <td>1</td> </tr> <tr> <td>8</td> <td>*</td> <td>6</td> <td>5</td> <td>4</td> </tr> <tr> <td>*</td> <td>12</td> <td>*</td> <td>*</td> <td>*</td> </tr> </table> <p>CR13F024</p>	3	2		1	8	*	6	5	4	*	12	*	*	*											
*	*	4		*	*	1																																					
14	*	*	11	10	9	8	7																																				
3	2		1																																								
8	*	6	5	4																																							
*	12	*	*	*																																							
<p>M31</p> <table border="1" data-bbox="403 686 604 805"> <tr> <td>2</td> <td></td> <td></td> <td>1</td> </tr> <tr> <td>6</td> <td>5</td> <td>4</td> <td>3</td> </tr> </table> <p>CR06F017</p>	2			1	6	5	4	3	<p>M32</p> <table border="1" data-bbox="828 686 1030 805"> <tr> <td>2</td> <td></td> <td></td> <td>1</td> </tr> <tr> <td>6</td> <td>5</td> <td>4</td> <td>3</td> </tr> </table> <p>CR06F017</p>	2			1	6	5	4	3	<p>M71</p> <table border="1" data-bbox="1299 686 1411 798"> <tr> <td>1</td> </tr> <tr> <td>2</td> </tr> <tr> <td>5</td> <td>*</td> <td>3</td> </tr> </table> <p>CR02F011</p>	1	2	5	*	3	<p>M73</p> <table border="1" data-bbox="1713 686 1825 805"> <tr> <td>1</td> </tr> <tr> <td>3</td> <td>2</td> </tr> </table> <p>CR02F005</p>	1	3	2																
2			1																																								
6	5	4	3																																								
2			1																																								
6	5	4	3																																								
1																																											
2																																											
5	*	3																																									
1																																											
3	2																																										
<p>M118-1</p> <table border="1" data-bbox="380 917 627 1053"> <tr> <td>4</td> <td>3</td> <td style="background-color: #cccccc;"></td> <td>2</td> <td>*</td> </tr> <tr> <td>11</td> <td>*</td> <td>*</td> <td>8</td> <td>7</td> <td>*</td> <td>5</td> </tr> <tr> <td>18</td> <td>17</td> <td>16</td> <td>15</td> <td>*</td> <td>*</td> <td>*</td> </tr> </table> <p>CR18F031</p>	4	3		2	*	11	*	*	8	7	*	5	18	17	16	15	*	*	*	<p>M131</p> <table border="1" data-bbox="828 917 1030 1037"> <tr> <td>2</td> <td></td> <td></td> <td>1</td> </tr> <tr> <td>6</td> <td>5</td> <td>4</td> <td>3</td> </tr> </table> <p>CR06F017</p>	2			1	6	5	4	3	<p>M132</p> <table border="1" data-bbox="1254 917 1456 1037"> <tr> <td>2</td> <td></td> <td></td> <td>1</td> </tr> <tr> <td>6</td> <td>5</td> <td>4</td> <td>3</td> </tr> </table> <p>CR06F017</p>	2			1	6	5	4	3	<p>M167</p> <table border="1" data-bbox="1713 917 1825 1045"> <tr> <td>30</td> </tr> <tr> <td>86</td> <td>*</td> <td>85</td> </tr> <tr> <td>87</td> </tr> </table> <p>CR06F017</p>	30	86	*	85	87
4	3		2	*																																							
11	*	*	8	7	*	5																																					
18	17	16	15	*	*	*																																					
2			1																																								
6	5	4	3																																								
2			1																																								
6	5	4	3																																								
30																																											
86	*	85																																									
87																																											
<p>M168</p> <table border="1" data-bbox="448 1157 560 1276"> <tr> <td>30</td> </tr> <tr> <td>86</td> <td>*</td> <td>85</td> </tr> <tr> <td>87</td> </tr> </table> <p>CR02F019</p>	30	86	*	85	87	<p>M175</p> <table border="1" data-bbox="851 1157 985 1268"> <tr> <td>30</td> </tr> <tr> <td>86</td> <td>*</td> <td>85</td> </tr> <tr> <td>87</td> </tr> </table> <p>CR02F011</p>	30	86	*	85	87	<p>M188</p> <table border="1" data-bbox="1288 1157 1400 1276"> <tr> <td>30</td> </tr> <tr> <td>86</td> <td>*</td> <td>85</td> </tr> <tr> <td>87</td> </tr> </table> <p>CR02F019</p>	30	86	*	85	87	<p>BLANK</p>																									
30																																											
86	*	85																																									
87																																											
30																																											
86	*	85																																									
87																																											
30																																											
86	*	85																																									
87																																											

D6GA - Euro 4

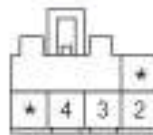


C004



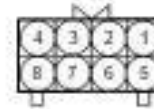
CR08P021

D04



NUM. COR. OF. W

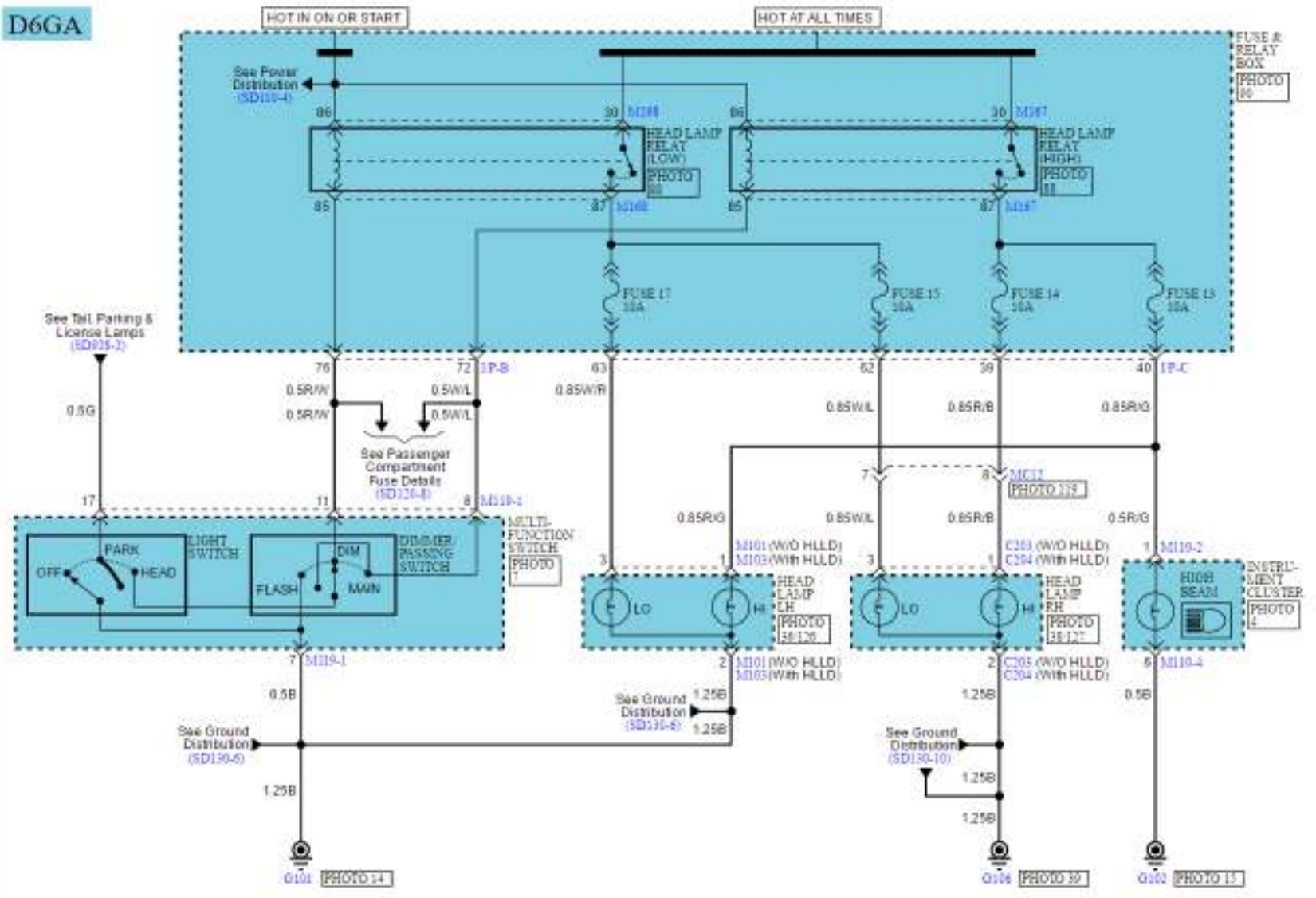
M103



CR08P021

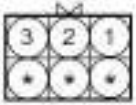
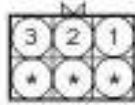
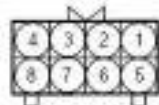
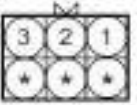
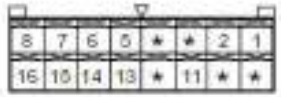
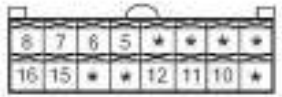
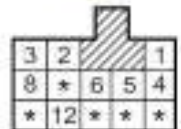
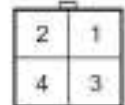
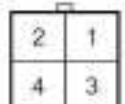
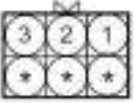
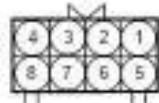
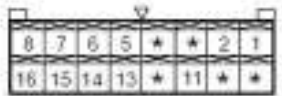
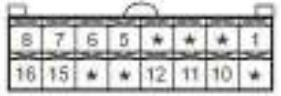
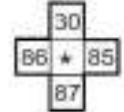
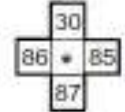
BLANK

D6GA

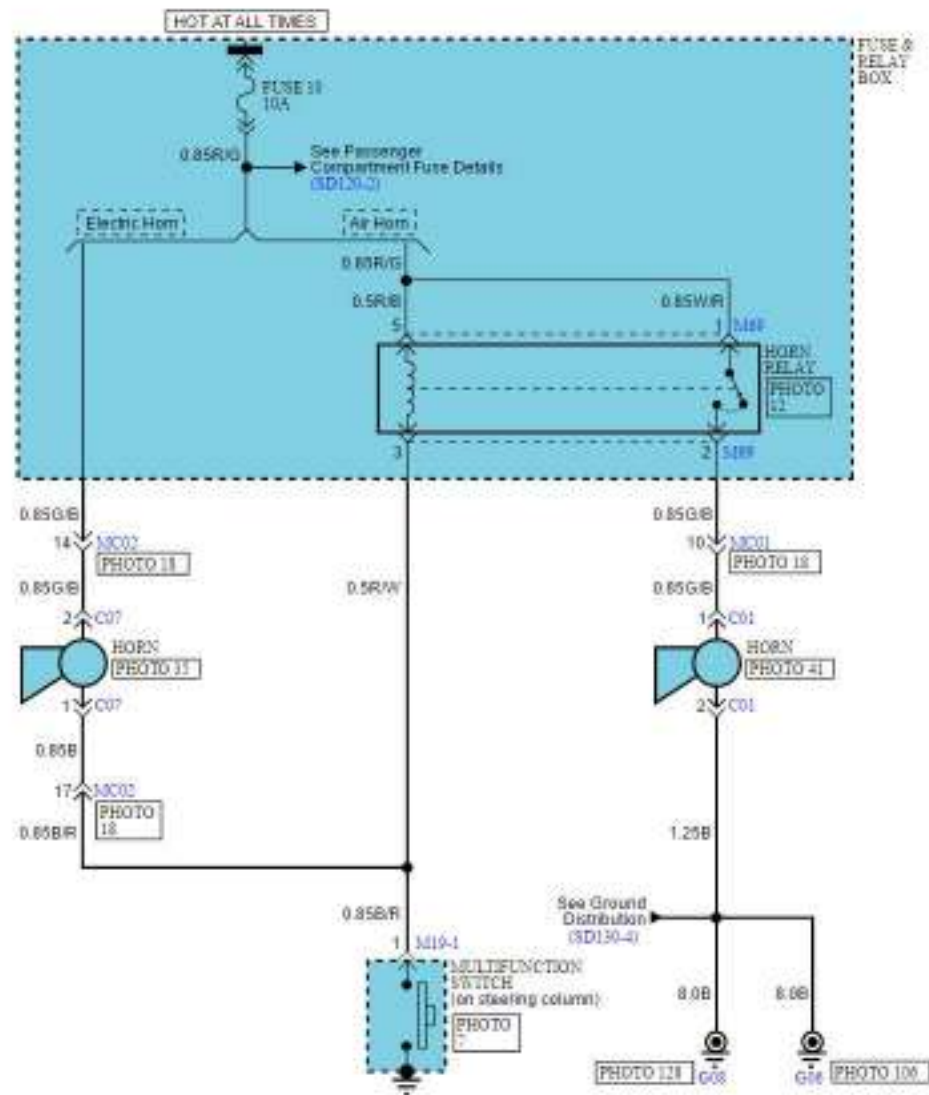


Head Lamps (3)

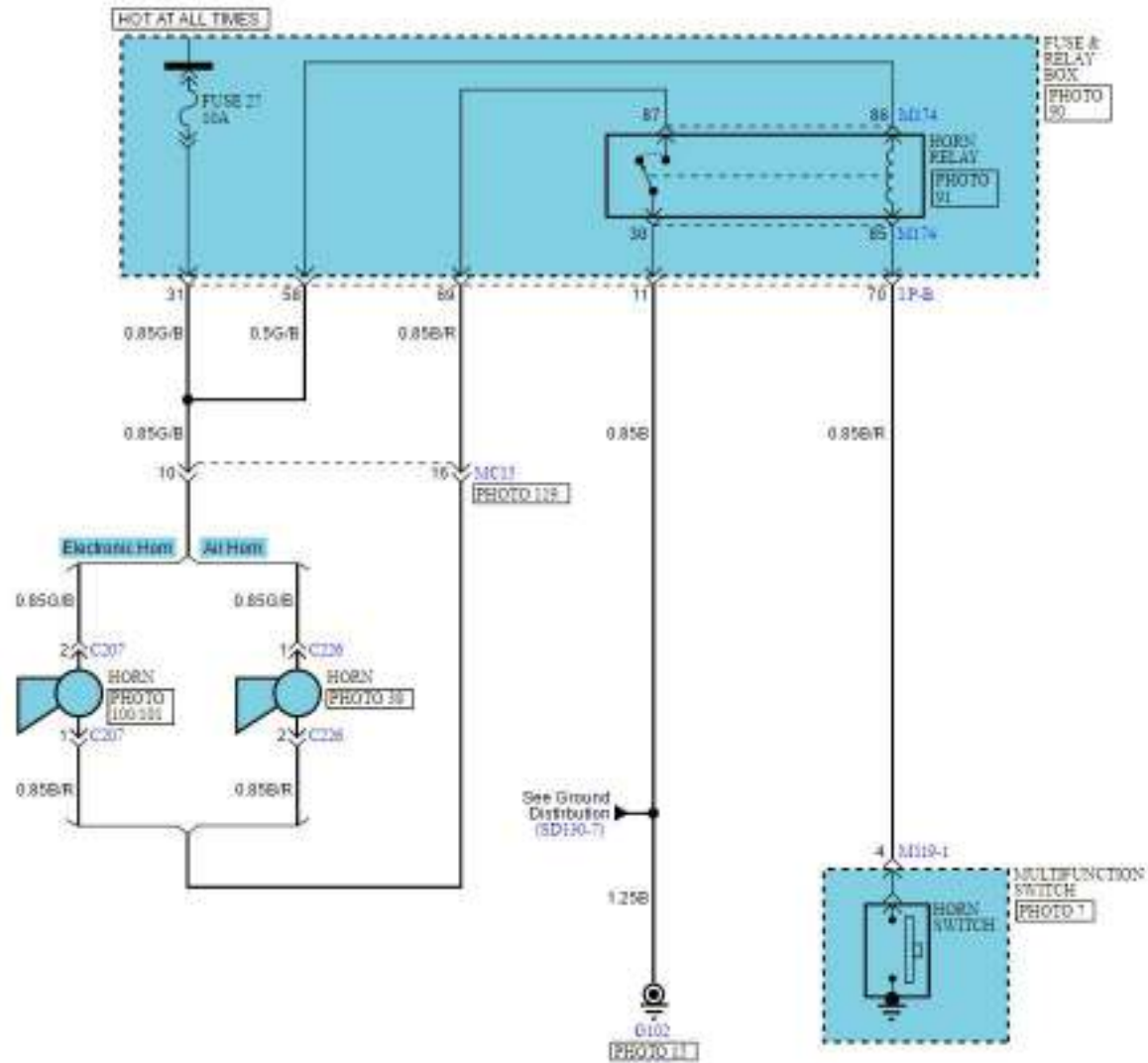
SD921-3

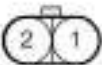


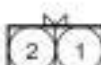
<p>C01</p>  <p>CR06F001</p>	<p>C03</p>  <p>CR06F001</p>	<p>C04</p>  <p>CR08F021</p>	<p>M01</p>  <p>CR06F001</p>
<p>M10-2</p>  <p>CR16F026</p>	<p>M10-4</p>  <p>CR16F017</p>	<p>M10-1</p>  <p>CR13F024</p>	<p>M05</p>  <p>CR04F001</p>
<p>M7</p>  <p>CR04F001</p>	<p>M03</p>  <p>CR06F001</p>	<p>M09</p>  <p>CR08F021</p>	<p>M10-1</p>  <p>CR16F026</p>
<p>M10-4</p>  <p>CR16F017</p>	<p>M167</p>  <p>CR06F010</p>	<p>M162</p>  <p>CR55F018</p>	<p>BLANK</p>

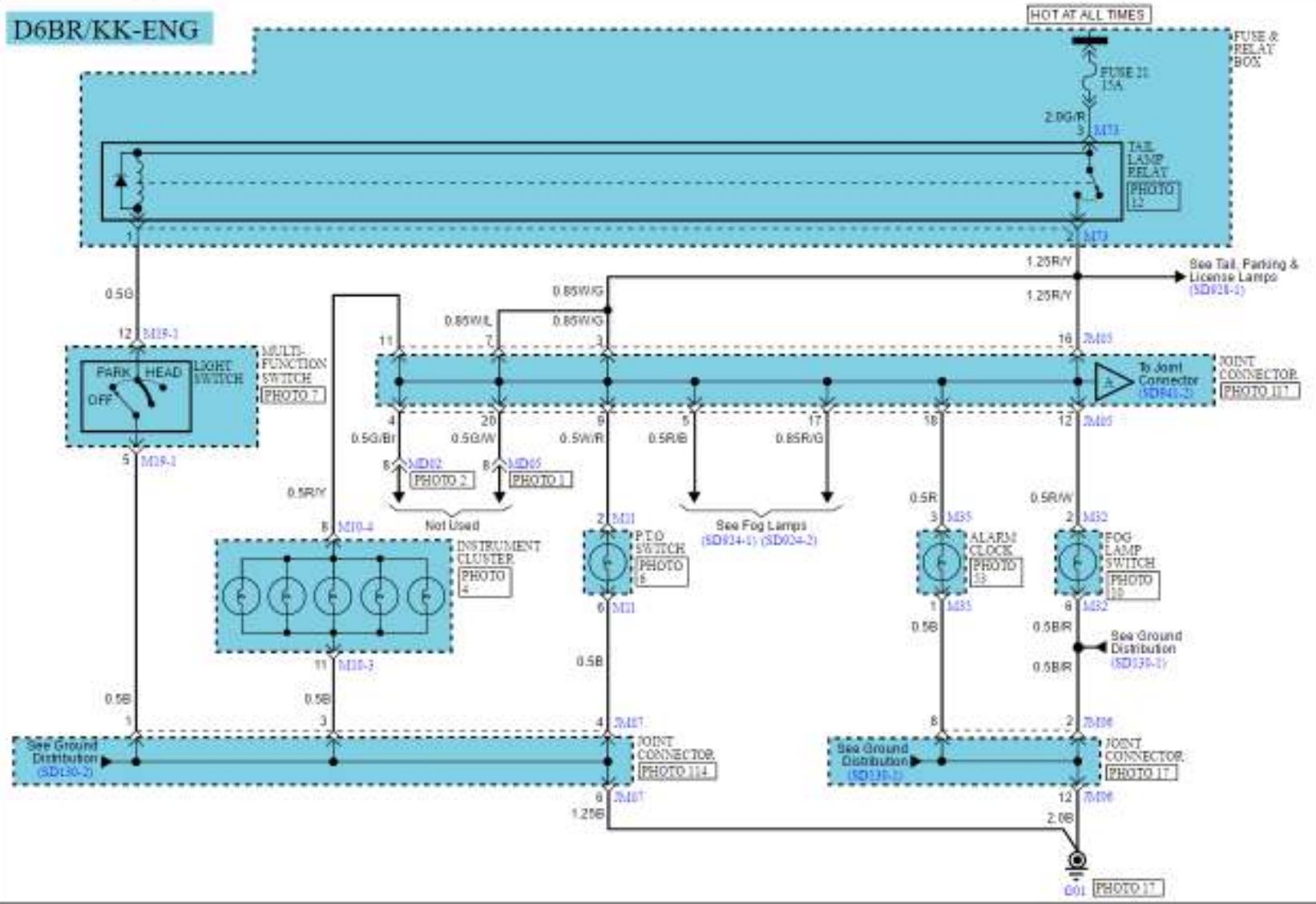
D6BR/KK-ENG



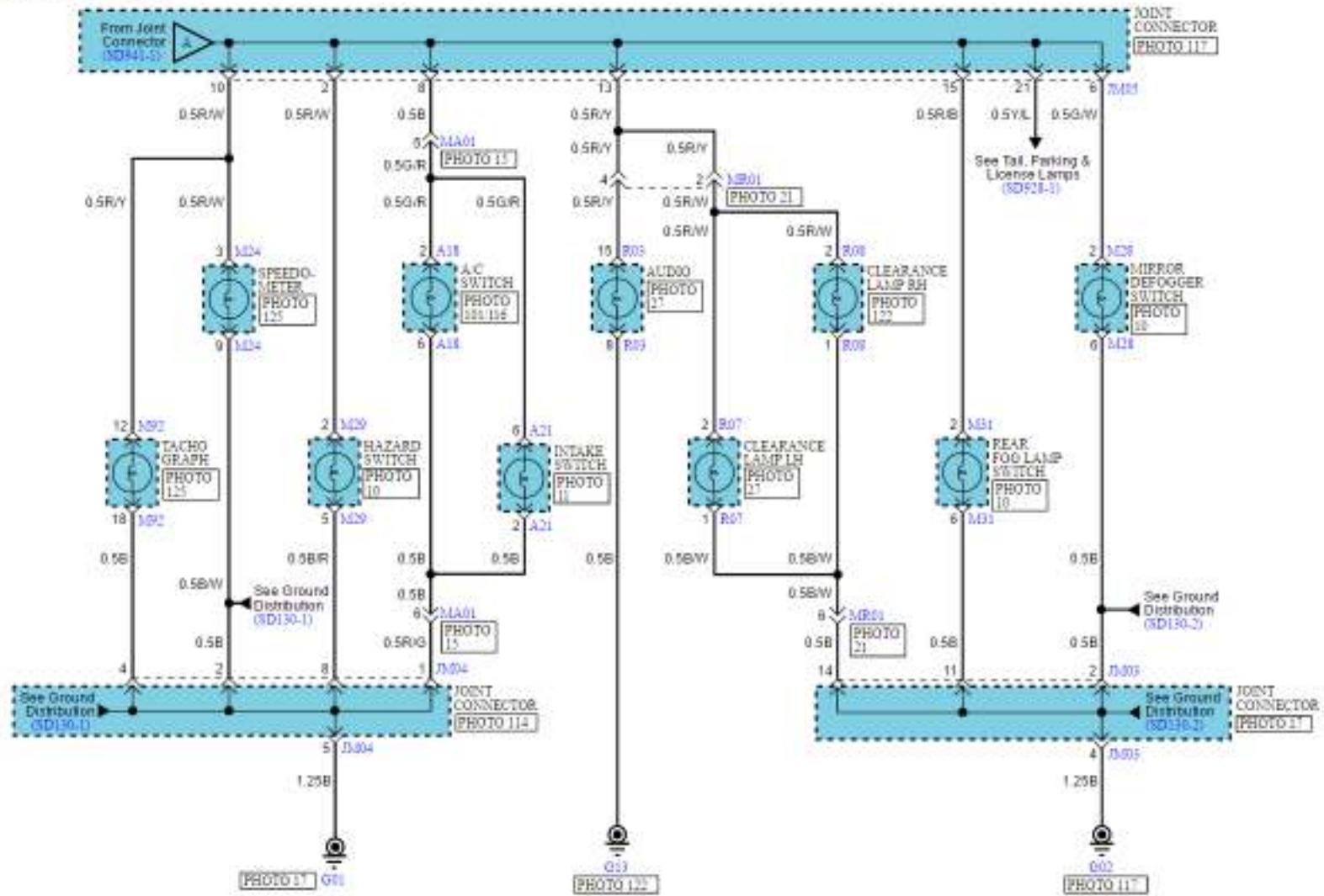
D6GA

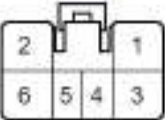
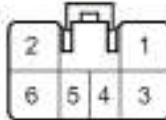


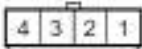
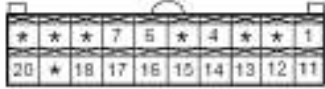
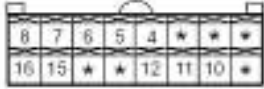
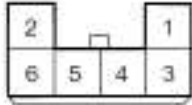
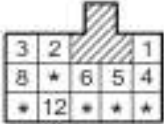
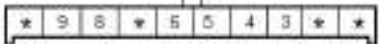
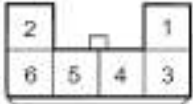
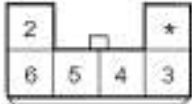
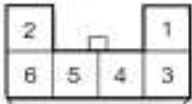
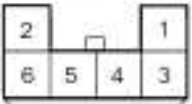
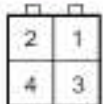
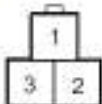
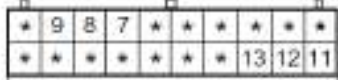


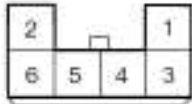


<p style="text-align: center;">C05</p>  <p style="text-align: right;">CR02F001</p>	<p style="text-align: center;">C07</p>  <p style="text-align: right;">CR02F171</p>	<p style="text-align: center;">C08</p>  <p style="text-align: right;">CR02F171</p>	<p style="text-align: center;">C28</p>  <p style="text-align: right;">CR02F040</p>																																	
<p style="text-align: center;">M19-1</p> <table border="1" style="margin-left: auto; margin-right: auto;"> <tr> <td>3</td> <td>2</td> <td style="background-color: #cccccc;"></td> <td>1</td> </tr> <tr> <td>8</td> <td>*</td> <td>6</td> <td>5 4</td> </tr> <tr> <td>*</td> <td>12</td> <td>*</td> <td>*</td> </tr> </table> <p style="text-align: right;">CR13F004</p>	3	2		1	8	*	6	5 4	*	12	*	*	<p style="text-align: center;">M09</p> <table border="1" style="margin-left: auto; margin-right: auto;"> <tr> <td>1</td> </tr> <tr> <td>2</td> </tr> <tr> <td>5 * 3</td> </tr> </table> <p style="text-align: right;">CR05F011</p>	1	2	5 * 3	<p style="text-align: center;">M119-1</p> <table border="1" style="margin-left: auto; margin-right: auto;"> <tr> <td>4</td> <td>3</td> <td style="background-color: #cccccc;"></td> <td>2</td> <td>*</td> </tr> <tr> <td>11</td> <td>*</td> <td>*</td> <td>8 7</td> <td>* 5</td> </tr> <tr> <td>18</td> <td>17</td> <td>16</td> <td>15</td> <td>* * *</td> </tr> </table> <p style="text-align: right;">CR18F031</p>	4	3		2	*	11	*	*	8 7	* 5	18	17	16	15	* * *	<p style="text-align: center;">M174</p> <table border="1" style="margin-left: auto; margin-right: auto;"> <tr> <td>30</td> </tr> <tr> <td>87</td> </tr> <tr> <td>85 * 86</td> </tr> </table> <p style="text-align: right;">CR29F011</p>	30	87	85 * 86
3	2		1																																	
8	*	6	5 4																																	
*	12	*	*																																	
1																																				
2																																				
5 * 3																																				
4	3		2	*																																
11	*	*	8 7	* 5																																
18	17	16	15	* * *																																
30																																				
87																																				
85 * 86																																				



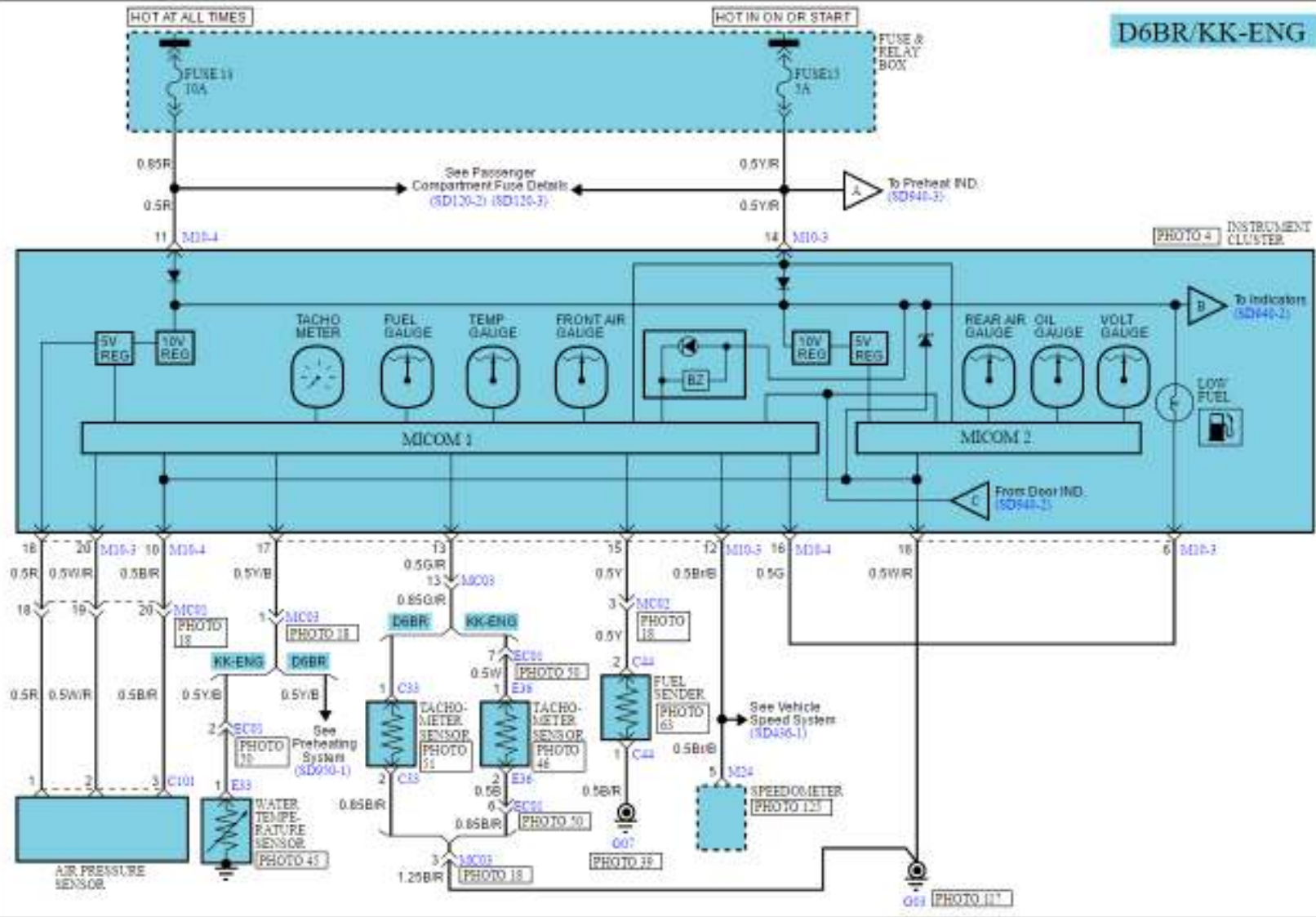
D6BR/KK-ENG



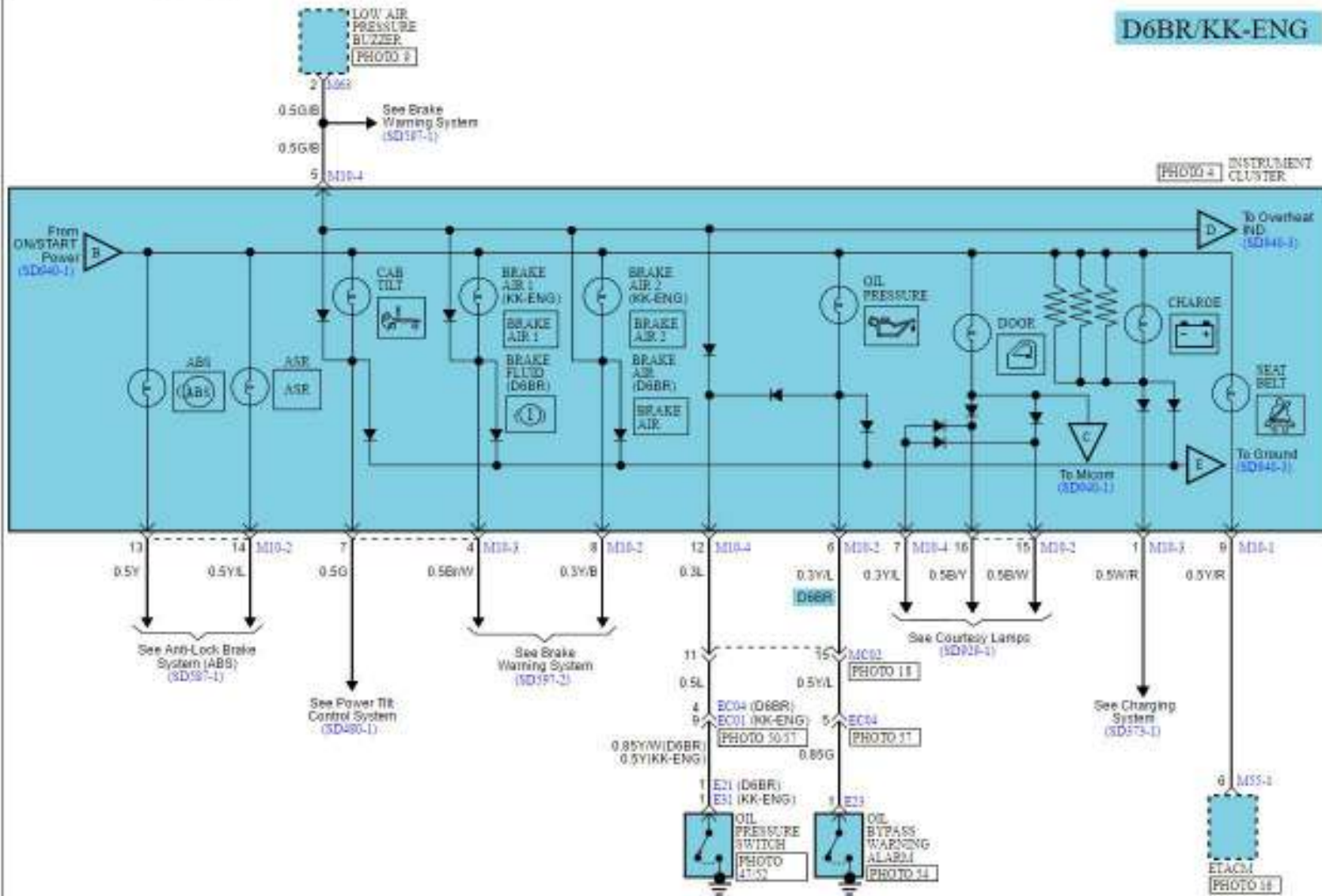
<p>A18</p>  <p>CR06F060</p>	<p>A21</p>  <p>CR06F060</p>	<p>D01</p>  <p>CR06F061</p>	<p>D11</p>  <p>CR06F001</p>
<p>D27</p>  <p>CR04F007</p>	<p>M10-5</p>  <p>CR20F021</p>	<p>M10-4</p>  <p>CR16F017</p>	<p>M11</p>  <p>CR06F017</p>
<p>M19-1</p>  <p>CR13F004</p>	<p>M24</p>  <p>CR10F005</p>	<p>M28</p>  <p>CR06F017</p>	<p>M29</p>  <p>CR06F017</p>
<p>M51</p>  <p>CR06F017</p>	<p>M52</p>  <p>CR06F017</p>	<p>M55</p>  <p>CR04F030</p>	<p>M73</p>  <p>CR00F005</p>
<p>M82</p>  <p>CR20F001</p>	<p>M10-5</p>  <p>CR20F021</p>	<p>M10-4</p>  <p>CR16F017</p>	<p>M111</p>  <p>CR06F017</p>

<p>M119-1</p> <p>CR18F001</p>	<p>M124</p> <p>CR10F005</p>	<p>M128</p> <p>CR06F017</p>	<p>M129</p> <p>CR06F017</p>
<p>M130</p> <p>CR06F017</p>	<p>M131</p> <p>CR06F017</p>	<p>M132</p> <p>CR06F017</p>	<p>M135</p> <p>CR04F030</p>
<p>M138</p> <p>CR06F017</p>	<p>M193</p> <p>CR20F001</p>	<p>M195</p> <p>CR06F017</p>	<p>B03 (DELUXE)</p> <p>CR16F014</p>
<p>B03 (SUPER)</p> <p>CR16F014</p>	<p>B07</p> <p>CR02F010</p>	<p>B08</p> <p>CR02F010</p>	<p>BLANK</p>

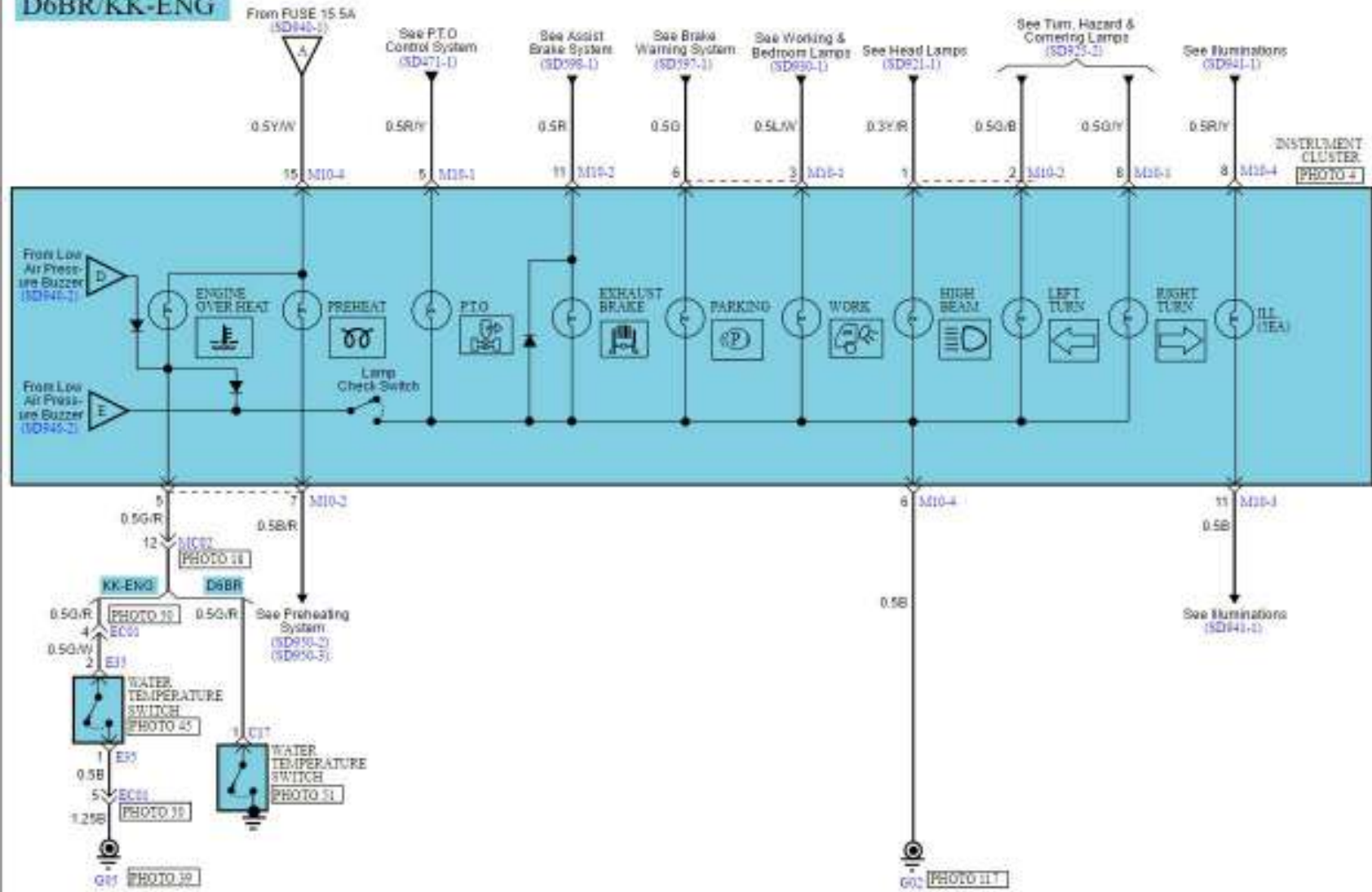
D6BR/KK-ENG



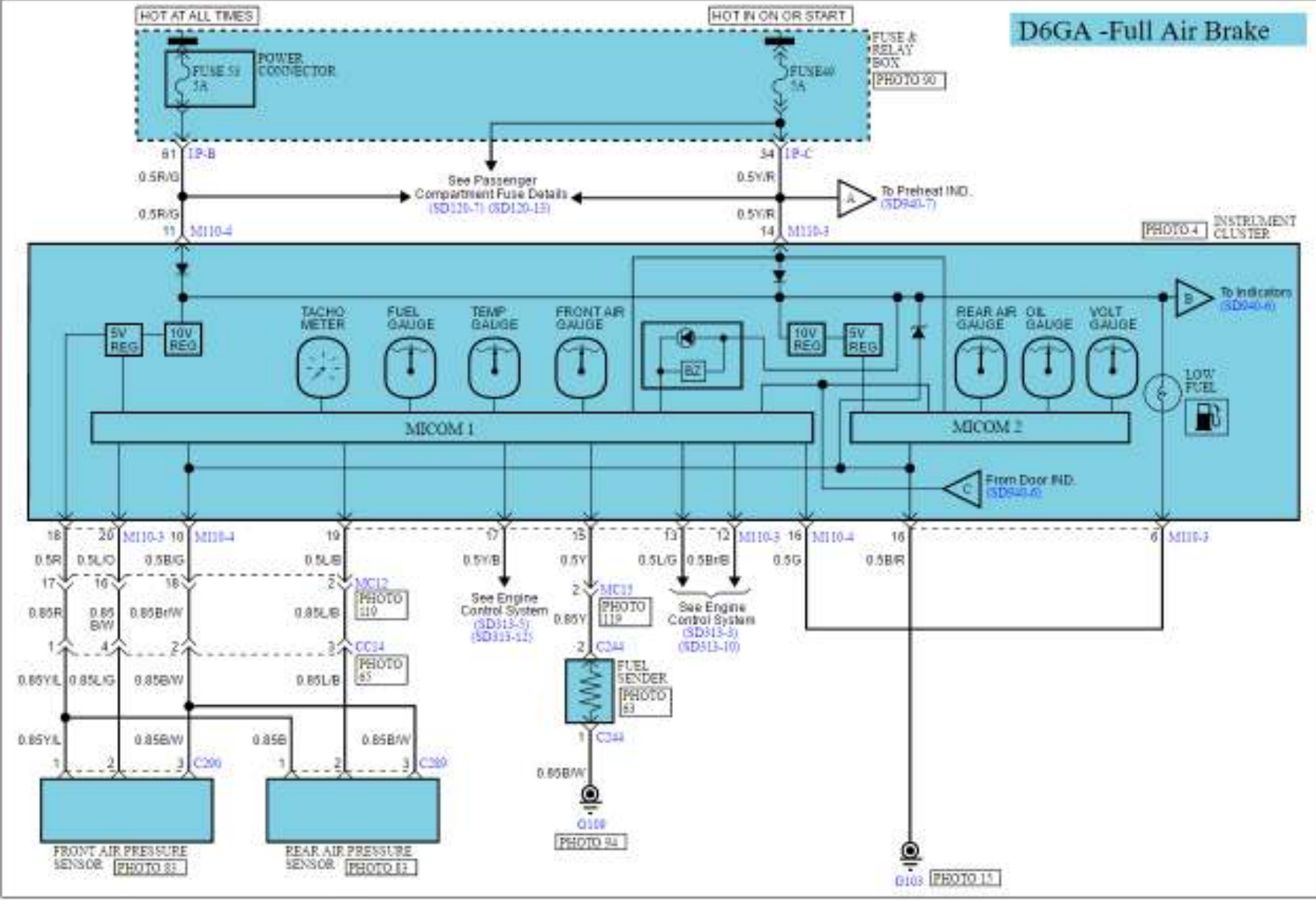
D6BR/KK-ENG



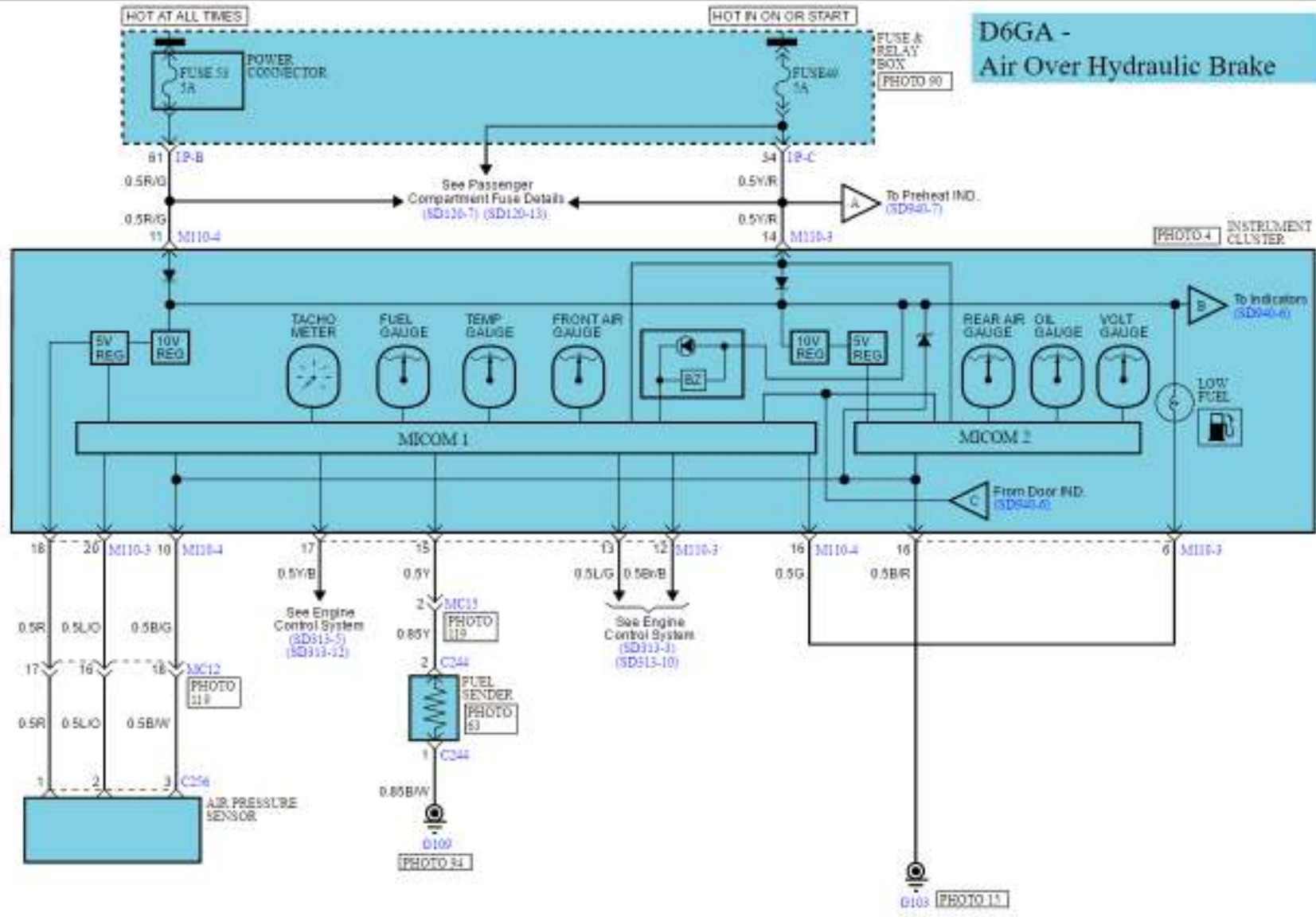
D6BR/KK-ENG



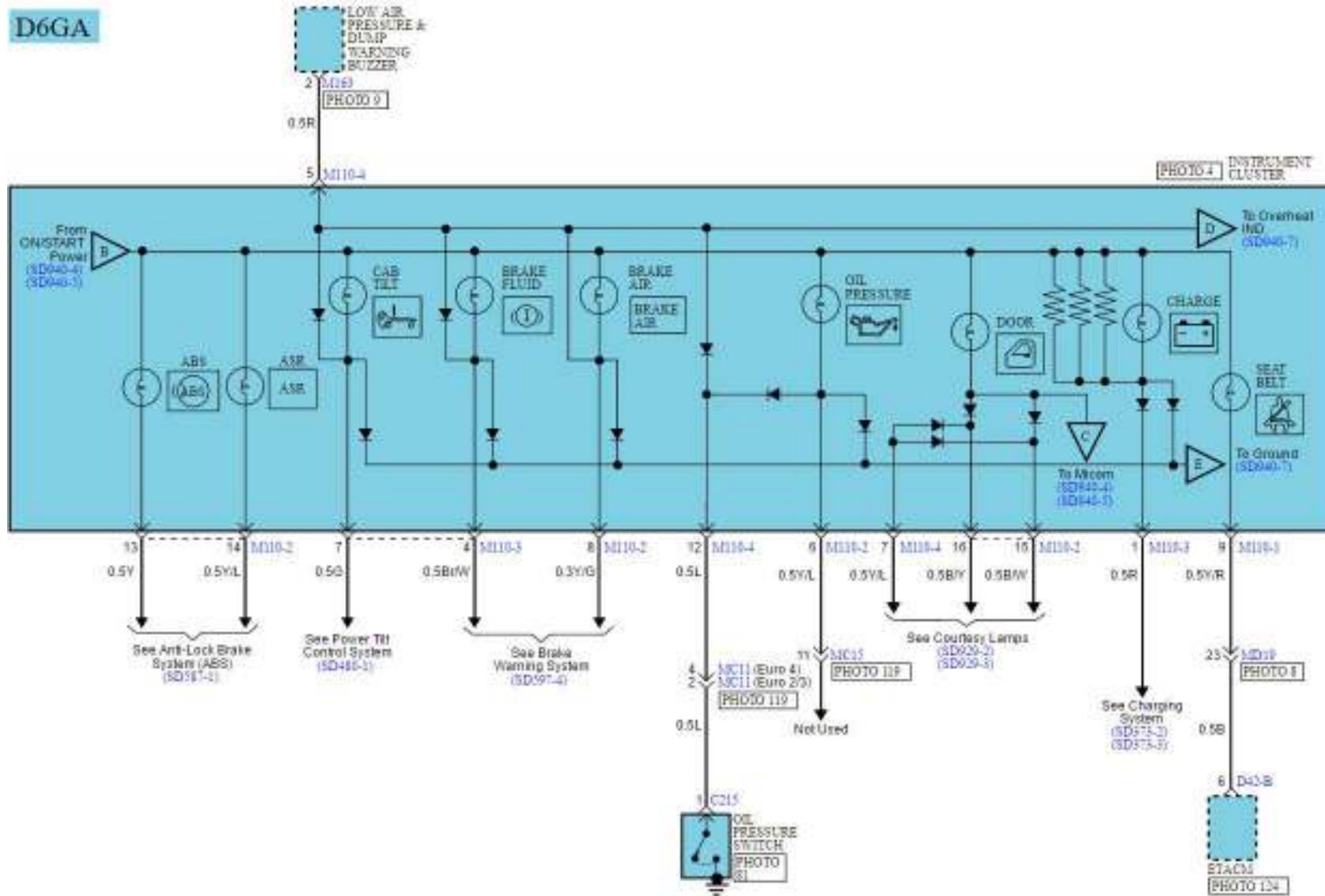
D6GA -Full Air Brake



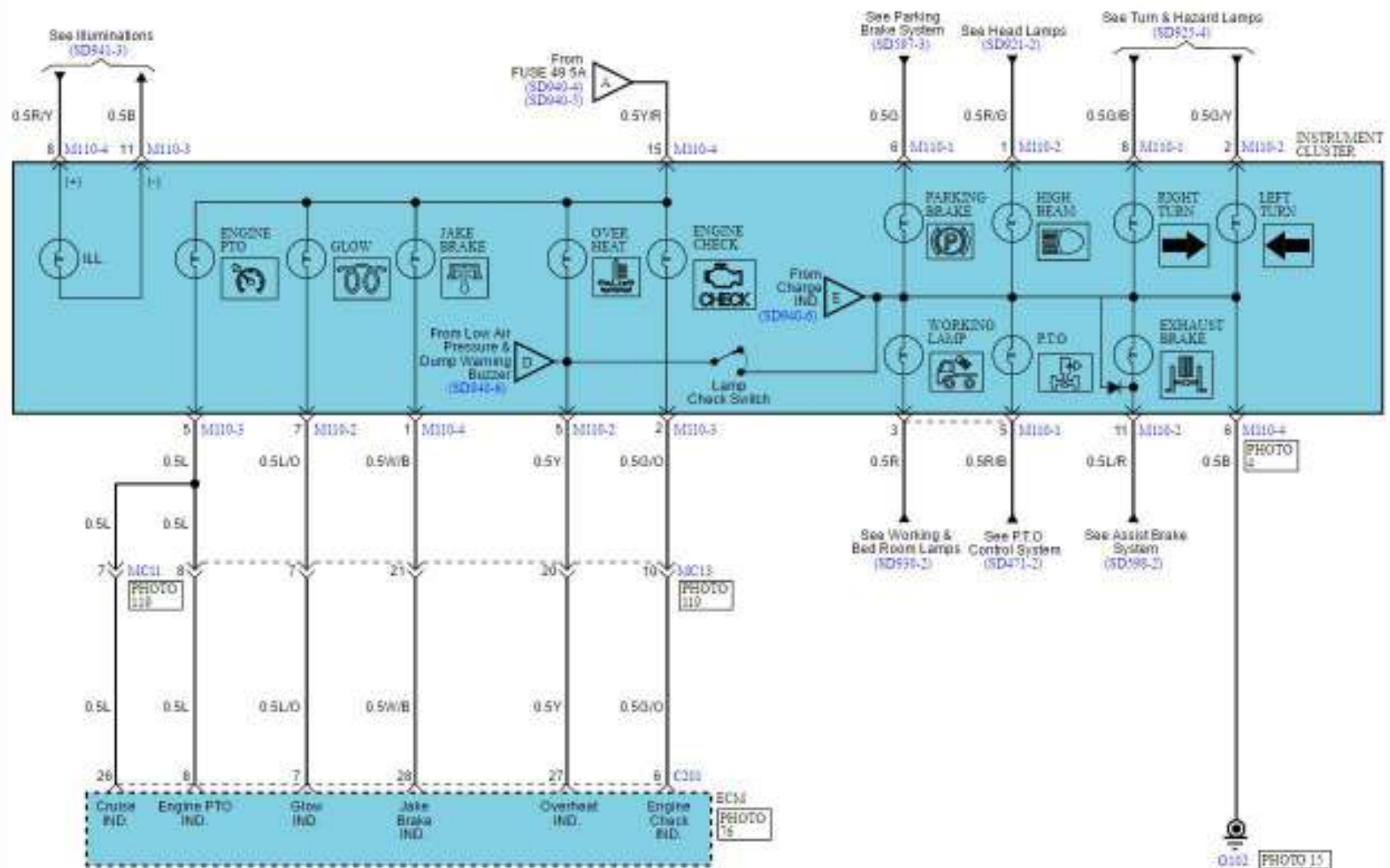
**D6GA -
Air Over Hydraulic Brake**



D6GA



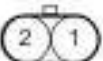

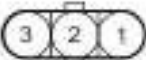


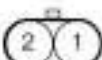



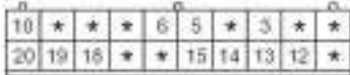




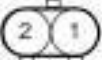
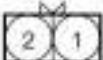
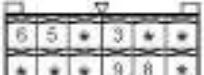


D6GA



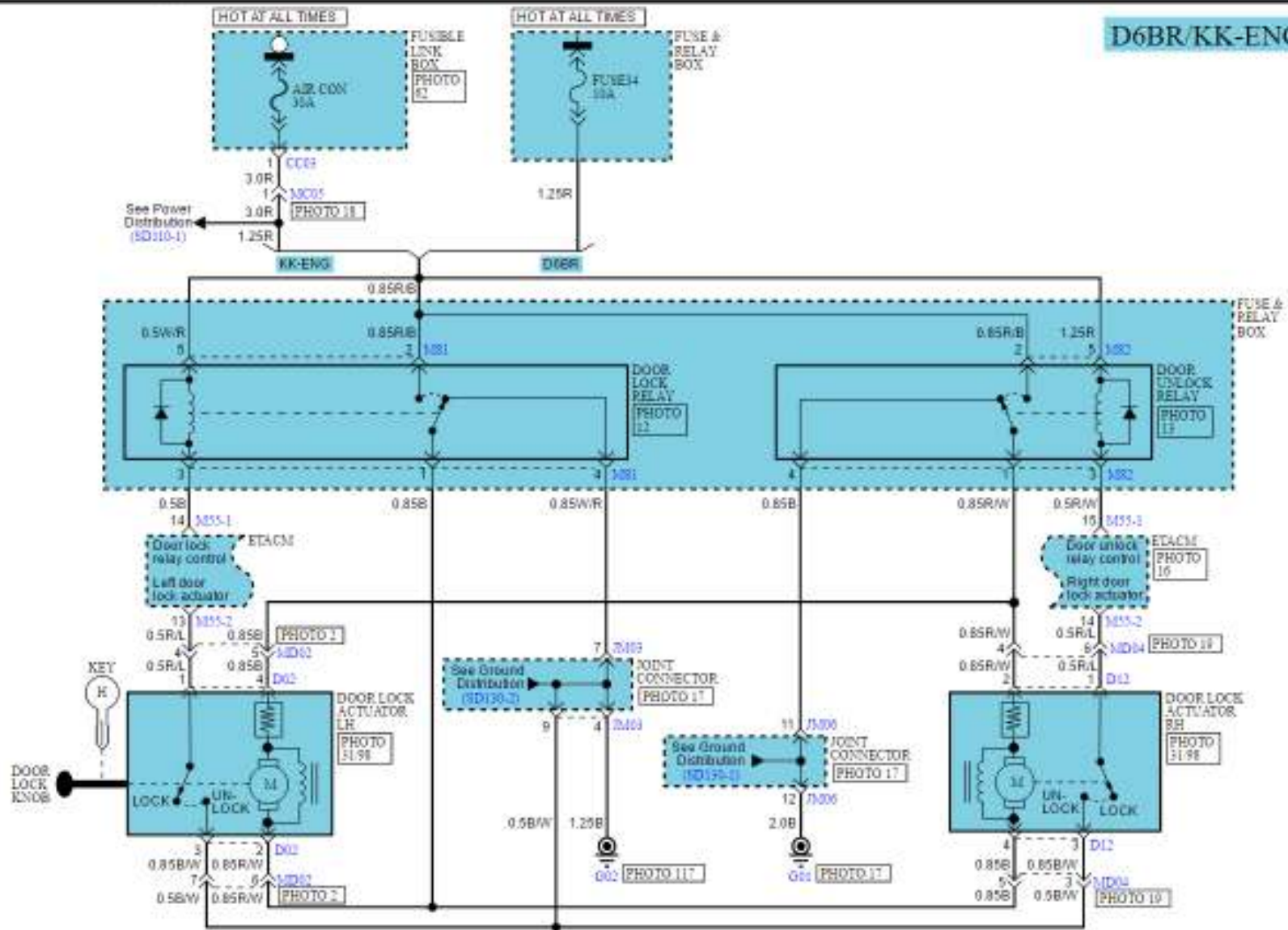
Indicators & Gauges (8)

SD940-8

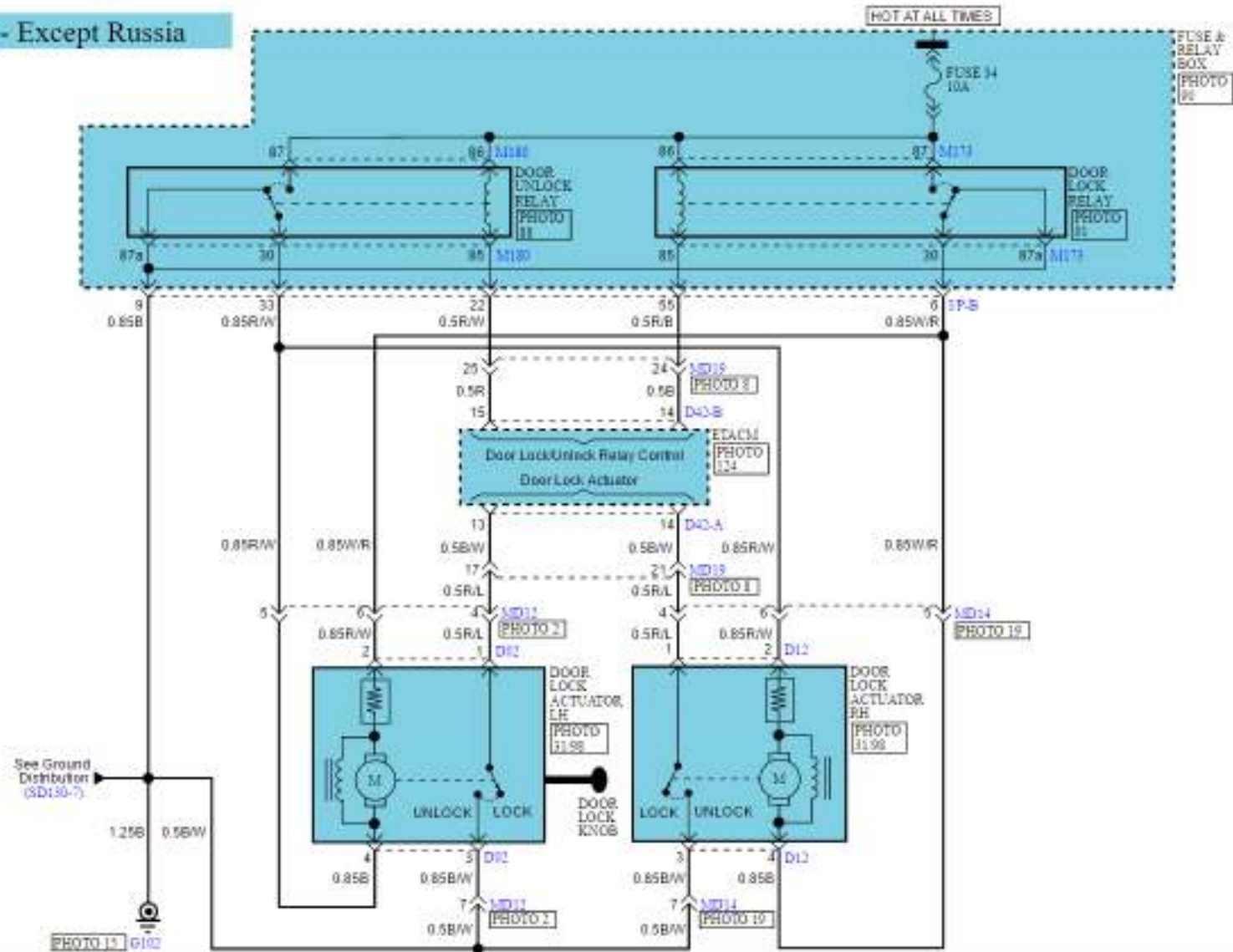
<p>C17</p>  <p>CR01F027</p>	<p>C18</p>  <p>CR02F004</p>	<p>C38</p>  <p>CR02F025</p>	<p>C44</p>  <p>CR02F025</p>
<p>C100</p>  <p>CR03F010</p>	<p>C301</p>  <p>MLX_MX123_90F_B</p> <p>CR01F020</p>		<p>C211</p>  <p>CR01F020</p>
<p>C224</p>  <p>CR02F025</p>	<p>C256</p>  <p>CR03F010</p>	<p>C288</p>  <p>CR03F010</p>	<p>C300</p>  <p>CR03F010</p>
<p>D43-B</p>  <p>CR02F001</p>	<p>E21</p>  <p>CR01F004</p>	<p>E23</p>  <p>CR01F018</p>	<p>E21</p>  <p>CR01F027</p>
<p>E33</p>  <p>CR01F027</p>	<p>E33</p>  <p>CR02F003</p>	<p>E38</p>  <p>CR02F040</p>	<p>M38-1</p>  <p>CR10F001</p>

<p style="text-align: center;">M10-2</p> <p style="text-align: right; font-size: small;">CR16P029</p>	<p style="text-align: center;">M10-3</p> <p style="text-align: right; font-size: small;">CR26P021</p>	<p style="text-align: center;">M10-4</p> <p style="text-align: right; font-size: small;">CR16P017</p>	<p style="text-align: center;">M14</p> <p style="text-align: right; font-size: small;">CR10P009</p>
<p style="text-align: center;">M35-1</p> <p style="text-align: right; font-size: small;">CR20P001</p>	<p style="text-align: center;">M83</p> <p style="text-align: right; font-size: small;">CR02P043</p>	<p style="text-align: center;">M105-1</p> <p style="text-align: right; font-size: small;">CR13P021</p>	<p style="text-align: center;">M110-2</p> <p style="text-align: right; font-size: small;">CR16P029</p>
<p style="text-align: center;">M110-3</p> <p style="text-align: right; font-size: small;">CR20P021</p>	<p style="text-align: center;">M110-4</p> <p style="text-align: right; font-size: small;">CR16P017</p>	<p style="text-align: center;">M163</p> <p style="text-align: right; font-size: small;">KUM_CDR_OSF_W</p>	<p style="text-align: center;">BLANK</p>

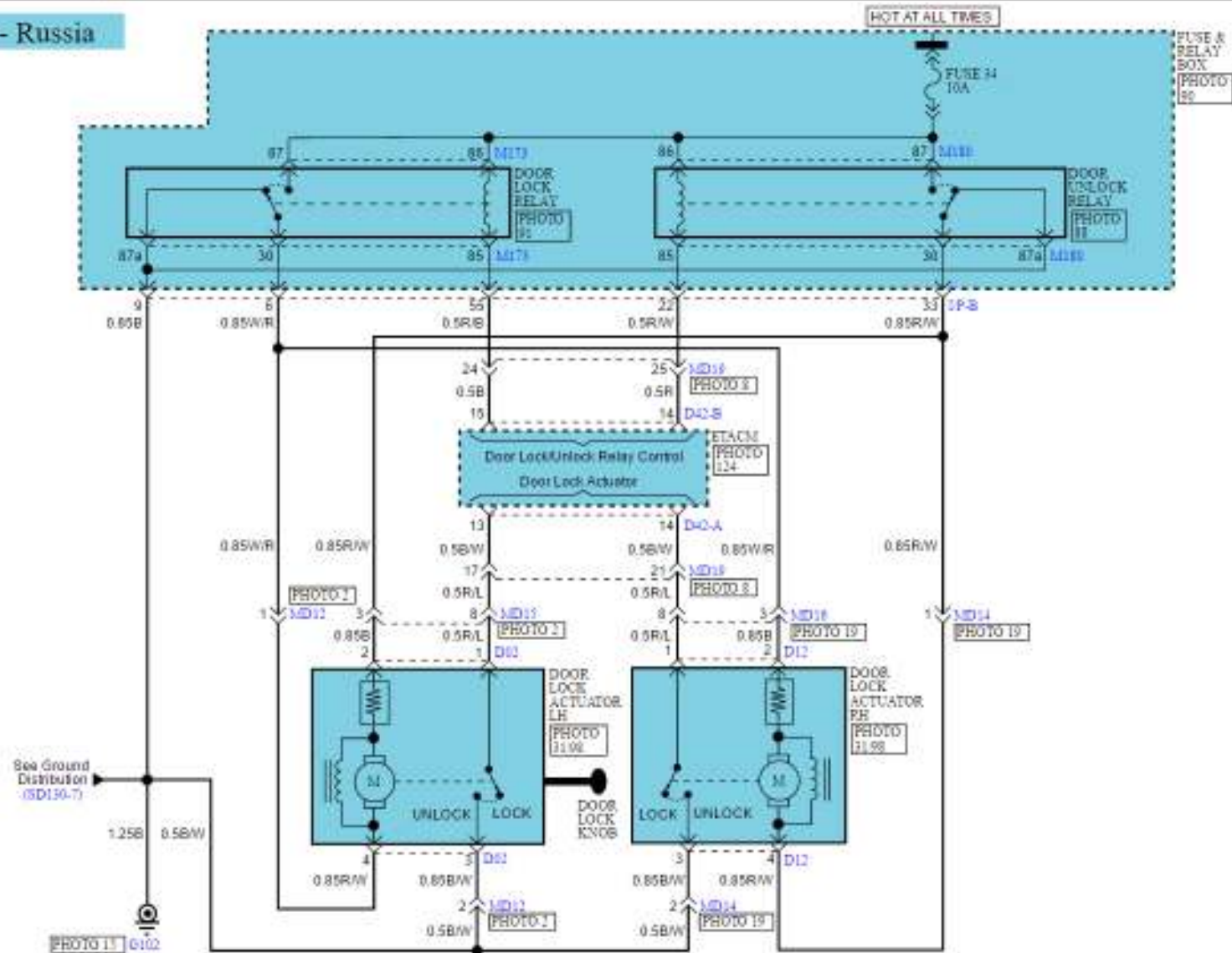
D6BR/KK-ENG



D6GA - Except Russia

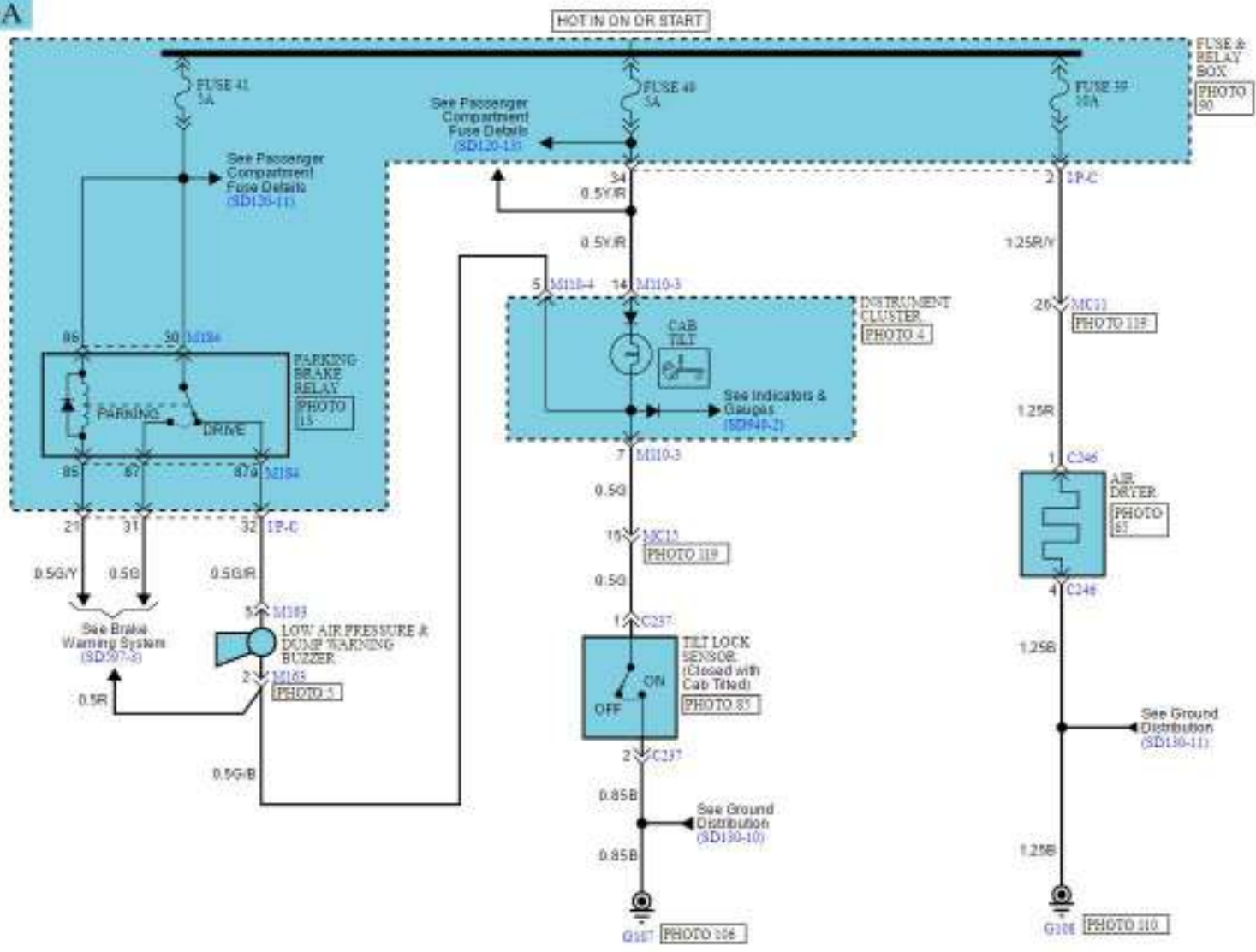



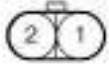
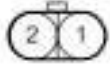
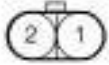
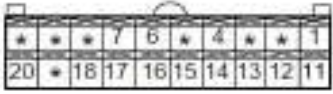
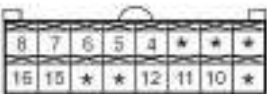
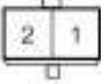
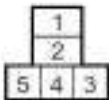
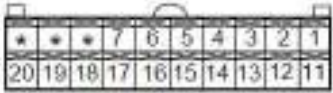

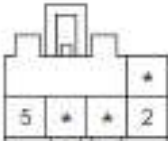
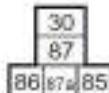
D6GA - Russia



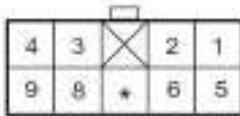
<p>D02</p> <table border="1" style="margin-left: auto; margin-right: auto;"> <tr><td>2</td><td>1</td></tr> <tr><td>4</td><td>3</td></tr> </table> <p style="text-align: right;">CR04P016</p>	2	1	4	3	<p>D12</p> <table border="1" style="margin-left: auto; margin-right: auto;"> <tr><td>2</td><td>1</td></tr> <tr><td>4</td><td>3</td></tr> </table> <p style="text-align: right;">CR04P016</p>	2	1	4	3	<p>D43-A</p> <table border="1" style="margin-left: auto; margin-right: auto;"> <tr><td>*</td><td>*</td><td>6</td><td>5</td><td>4</td><td>*</td><td>*</td><td>1</td></tr> <tr><td>16</td><td>15</td><td>14</td><td>13</td><td>12</td><td>11</td><td>10</td><td>*</td></tr> </table> <p style="text-align: right;">CR16P002</p>	*	*	6	5	4	*	*	1	16	15	14	13	12	11	10	*	<p>D43-B</p> <table border="1" style="margin-left: auto; margin-right: auto;"> <tr><td>10</td><td>*</td><td>*</td><td>*</td><td>6</td><td>5</td><td>*</td><td>3</td><td>*</td><td>*</td></tr> <tr><td>20</td><td>19</td><td>18</td><td>*</td><td>*</td><td>15</td><td>14</td><td>13</td><td>12</td><td>*</td></tr> </table> <p style="text-align: right;">CR20P001</p>	10	*	*	*	6	5	*	3	*	*	20	19	18	*	*	15	14	13	12	*		
2	1																																																
4	3																																																
2	1																																																
4	3																																																
*	*	6	5	4	*	*	1																																										
16	15	14	13	12	11	10	*																																										
10	*	*	*	6	5	*	3	*	*																																								
20	19	18	*	*	15	14	13	12	*																																								
<p>M55-1</p> <table border="1" style="margin-left: auto; margin-right: auto;"> <tr><td>10</td><td>*</td><td>8</td><td>*</td><td>6</td><td>5</td><td>4</td><td>3</td><td>2</td><td>*</td></tr> <tr><td>20</td><td>19</td><td>18</td><td>17</td><td>16</td><td>15</td><td>14</td><td>13</td><td>12</td><td>*</td></tr> </table> <p style="text-align: right;">CR20P001</p>	10	*	8	*	6	5	4	3	2	*	20	19	18	17	16	15	14	13	12	*	<p>M55-2</p> <table border="1" style="margin-left: auto; margin-right: auto;"> <tr><td>8</td><td>7</td><td>6</td><td>5</td><td>4</td><td>*</td><td>*</td><td>1</td></tr> <tr><td>16</td><td>15</td><td>14</td><td>13</td><td>12</td><td>11</td><td>10</td><td>9</td></tr> </table> <p style="text-align: right;">CR16P002</p>	8	7	6	5	4	*	*	1	16	15	14	13	12	11	10	9	<p>M81</p> <table border="1" style="margin-left: auto; margin-right: auto;"> <tr><td>1</td></tr> <tr><td>2</td></tr> <tr><td>5</td><td>4</td><td>3</td></tr> </table> <p style="text-align: right;">CR05P011</p>	1	2	5	4	3	<p>M82</p> <table border="1" style="margin-left: auto; margin-right: auto;"> <tr><td>1</td></tr> <tr><td>2</td></tr> <tr><td>5</td><td>4</td><td>3</td></tr> </table> <p style="text-align: right;">CR05P011</p>	1	2	5	4	3
10	*	8	*	6	5	4	3	2	*																																								
20	19	18	17	16	15	14	13	12	*																																								
8	7	6	5	4	*	*	1																																										
16	15	14	13	12	11	10	9																																										
1																																																	
2																																																	
5	4	3																																															
1																																																	
2																																																	
5	4	3																																															
<p>M173</p> <table border="1" style="margin-left: auto; margin-right: auto;"> <tr><td>30</td></tr> <tr><td>87</td></tr> <tr><td>86</td><td>87a</td><td>85</td></tr> </table> <p style="text-align: right;">CR05P011</p>	30	87	86	87a	85	<p>M180</p> <table border="1" style="margin-left: auto; margin-right: auto;"> <tr><td>30</td></tr> <tr><td>87</td></tr> <tr><td>86</td><td>87a</td><td>85</td></tr> </table> <p style="text-align: right;">CR06P011</p>	30	87	86	87a	85	<p style="text-align: center;">BLANK</p>	<p style="text-align: center;">BLANK</p>																																				
30																																																	
87																																																	
86	87a	85																																															
30																																																	
87																																																	
86	87a	85																																															

D6GA



<p>C37</p>  <p>CR02F001</p>	<p>C48</p>  <p>CR02F001</p>	<p>C297</p>  <p>CR02F001</p>	<p>C248</p>  <p>CR02F001</p>
<p>M10-3</p>  <p>CR02F021</p>	<p>M10-4</p>  <p>CR16F017</p>	<p>M05</p>  <p>CR02F048</p>	<p>M08</p>  <p>CR02F011</p>
<p>M10-5</p>  <p>CR02F021</p>	<p>M10-4</p>  <p>CR16F017</p>	<p>M163</p>  <p>KUM_CDR_06F_W</p>	<p>M084</p>  <p>CR02F011</p>

D01



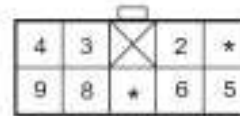
CR02F001

D04



CR02F001

D11



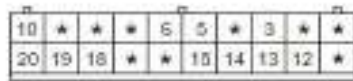
CR02F001

D14



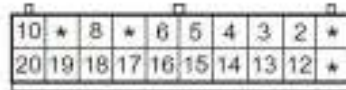
CR02F001

D43.B



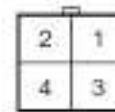
CR02F001

M55-1



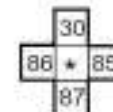
CR02F001

M71



CR02F001

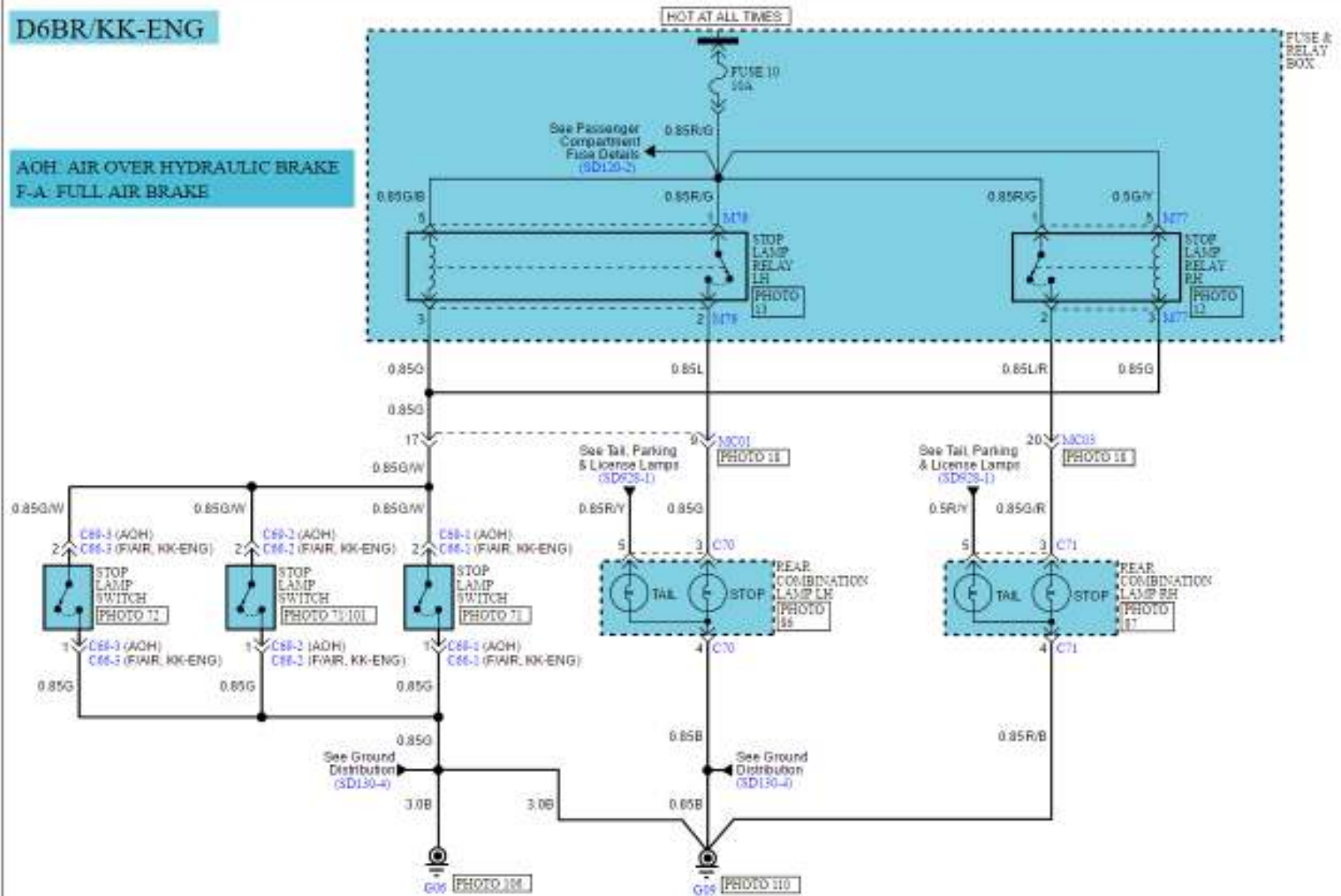
M76



CR02F001

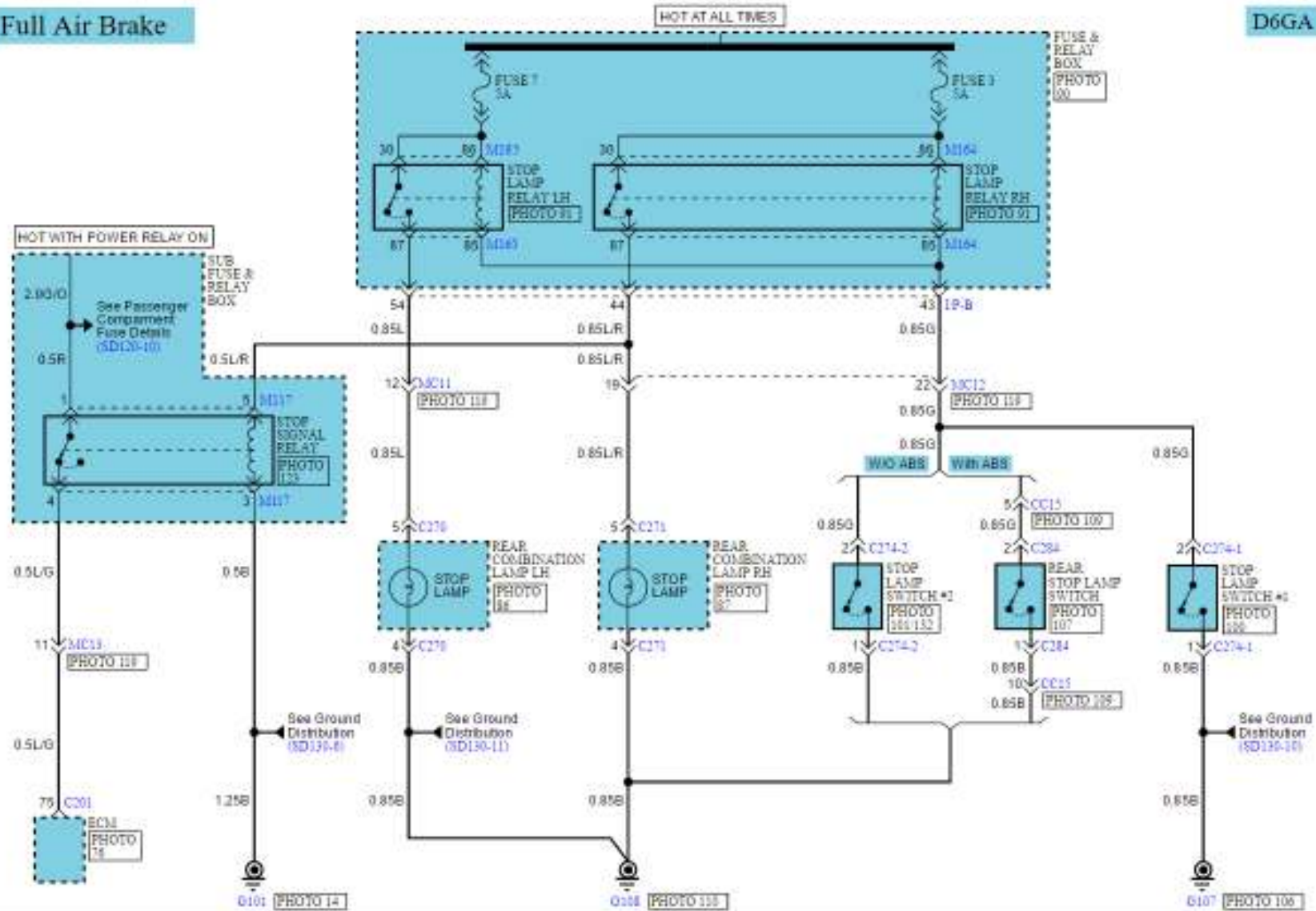
D6BR/KK-ENG

AOH AIR OVER HYDRAULIC BRAKE
F-A FULL AIR BRAKE



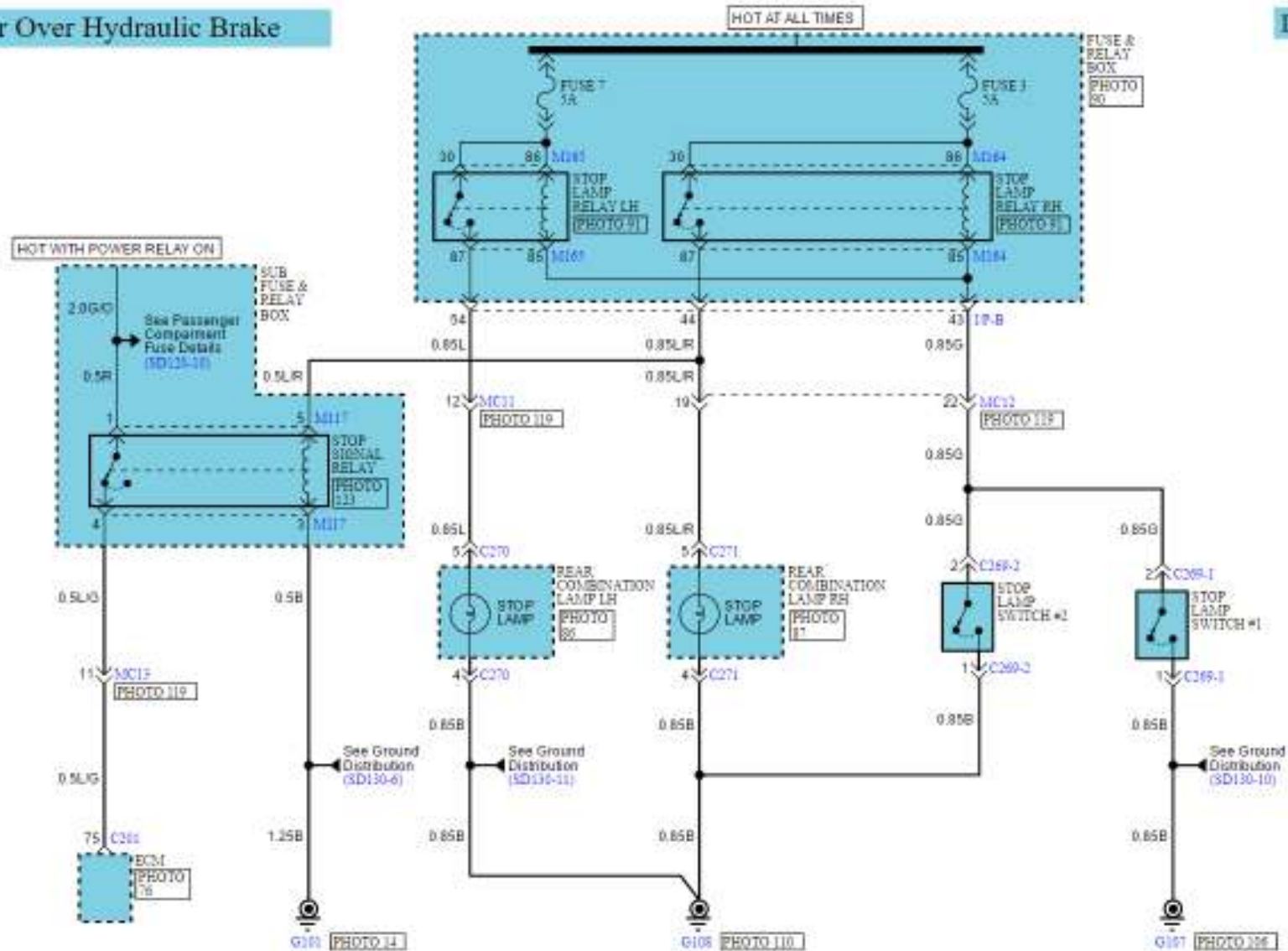
Full Air Brake

D6GA



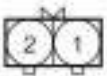




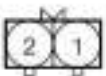

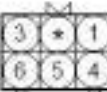




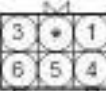
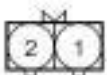
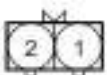
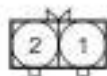
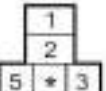
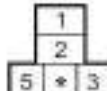
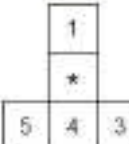
Air Over Hydraulic Brake

D6GA

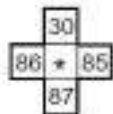


Stop Lamps (4)

SD927-4

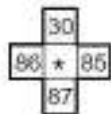
<p>C66-1</p>  <p>CR02F040</p>	<p>C66-2</p>  <p>CR02F040</p>	<p>C66-3</p>  <p>CR02F040</p>	<p>C69-1</p>  <p>CR02F040</p>
<p>C69-1</p>  <p>CR02F040</p>	<p>C69-3</p>  <p>CR02F040</p>	<p>C70</p>  <p>CR02F016</p>	<p>C71</p>  <p>CR02F016</p>
<p>C201</p>  <p>MLX_MX123_REF_B</p>		<p>C69-1</p>  <p>CR02F040</p>	<p>C69-2</p>  <p>CR02F040</p>
<p>C270</p>  <p>CR02F016</p>	<p>C271</p>  <p>CR02F016</p>	<p>C274-1</p>  <p>CR02F040</p>	<p>C274-2</p>  <p>CR02F040</p>
<p>C84</p>  <p>CR02F040</p>	<p>M76</p>  <p>CR02F011</p>	<p>M77</p>  <p>CR02F011</p>	<p>M817</p>  <p>CR02F001</p>

M184



CR02P019

M185

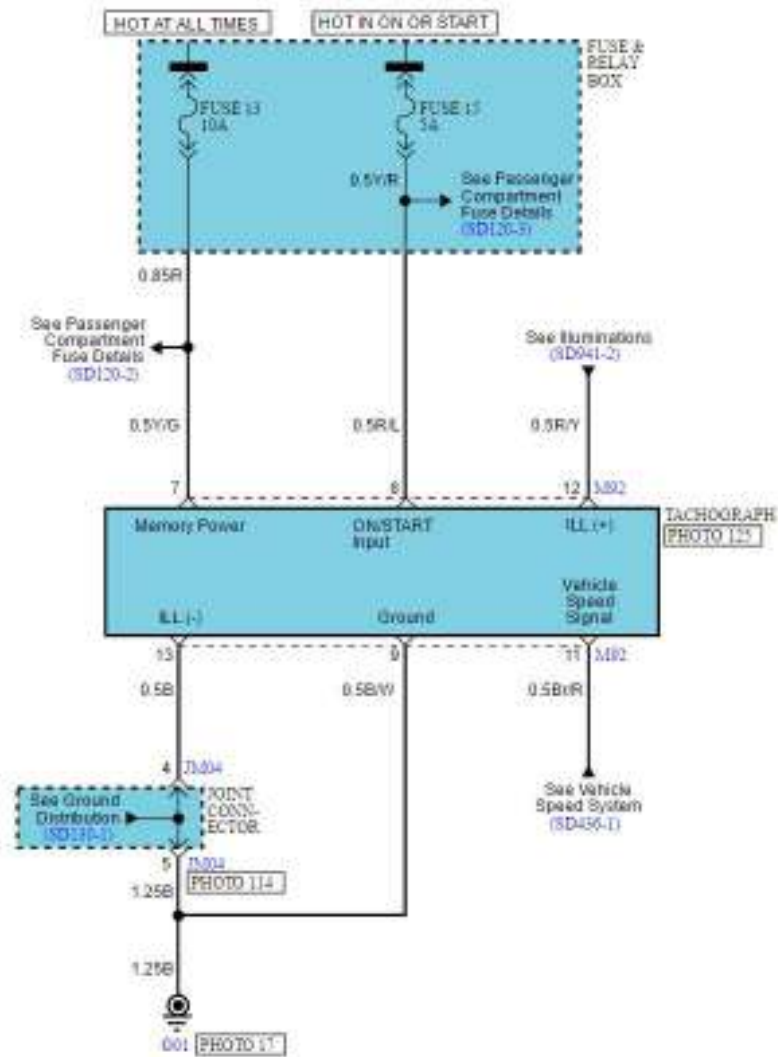


CR02P019

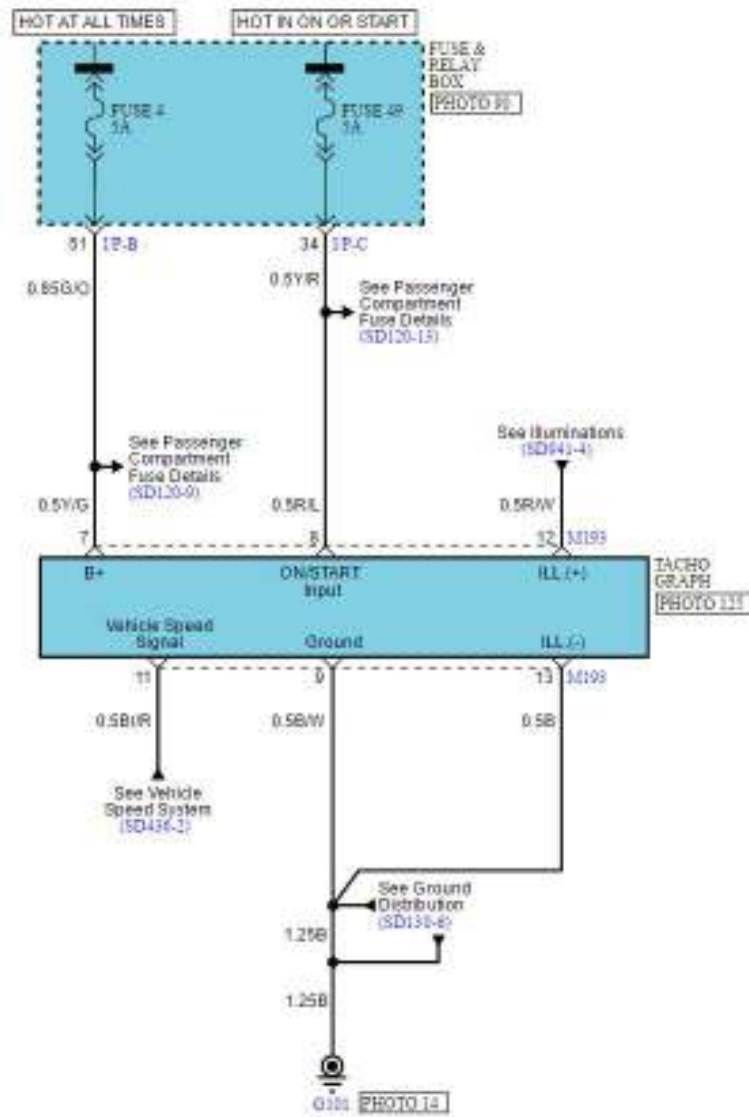
BLANK

BLANK

D6BR/KK-ENG



D6GA



M92

*	9	8	7	*	*	*	*	*	*
*	*	*	*	*	*	*	13	12	11

CR20F001

M93

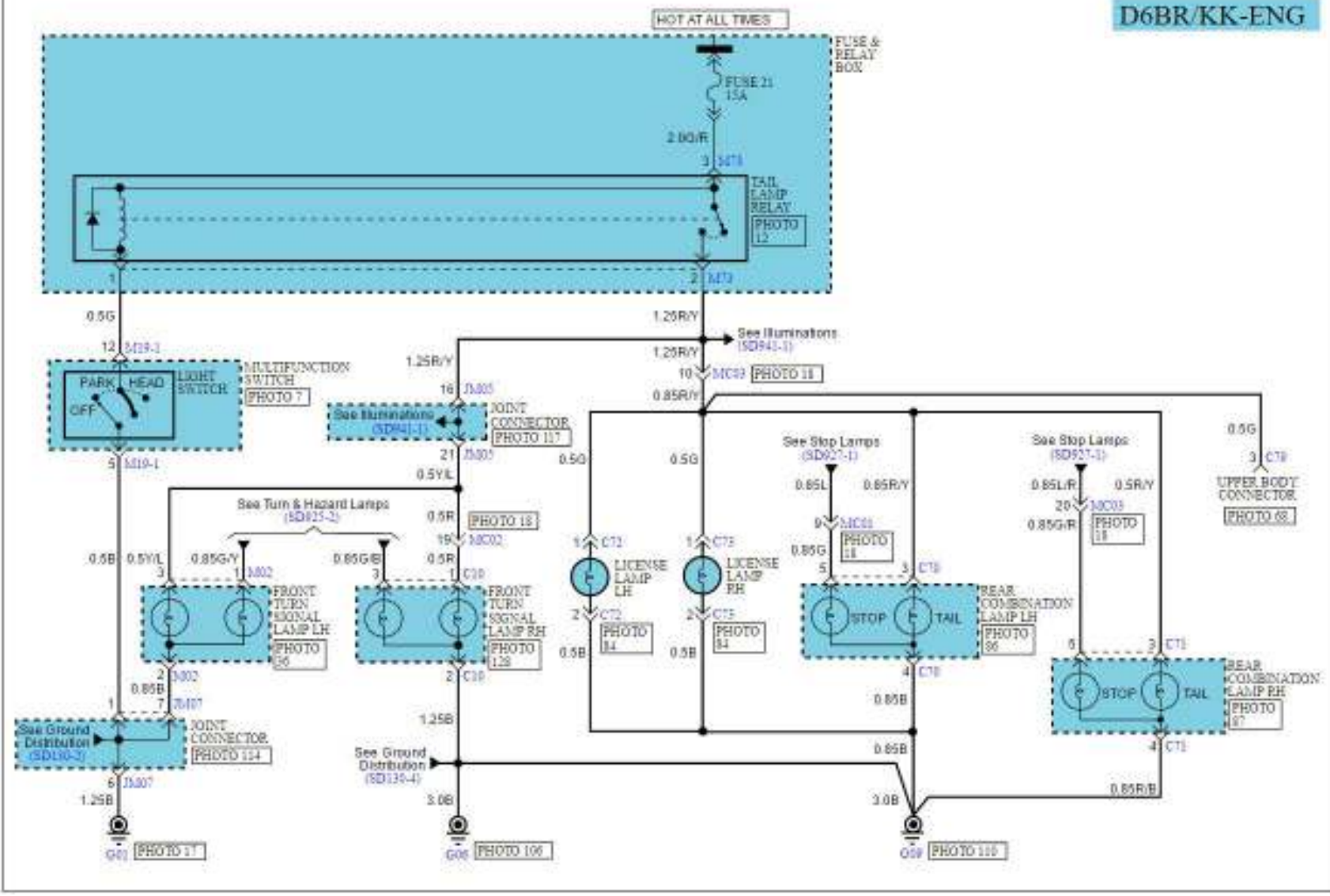
*	9	8	7	*	*	*	*	*	*
*	*	*	*	*	*	*	13	12	11

CR20F001

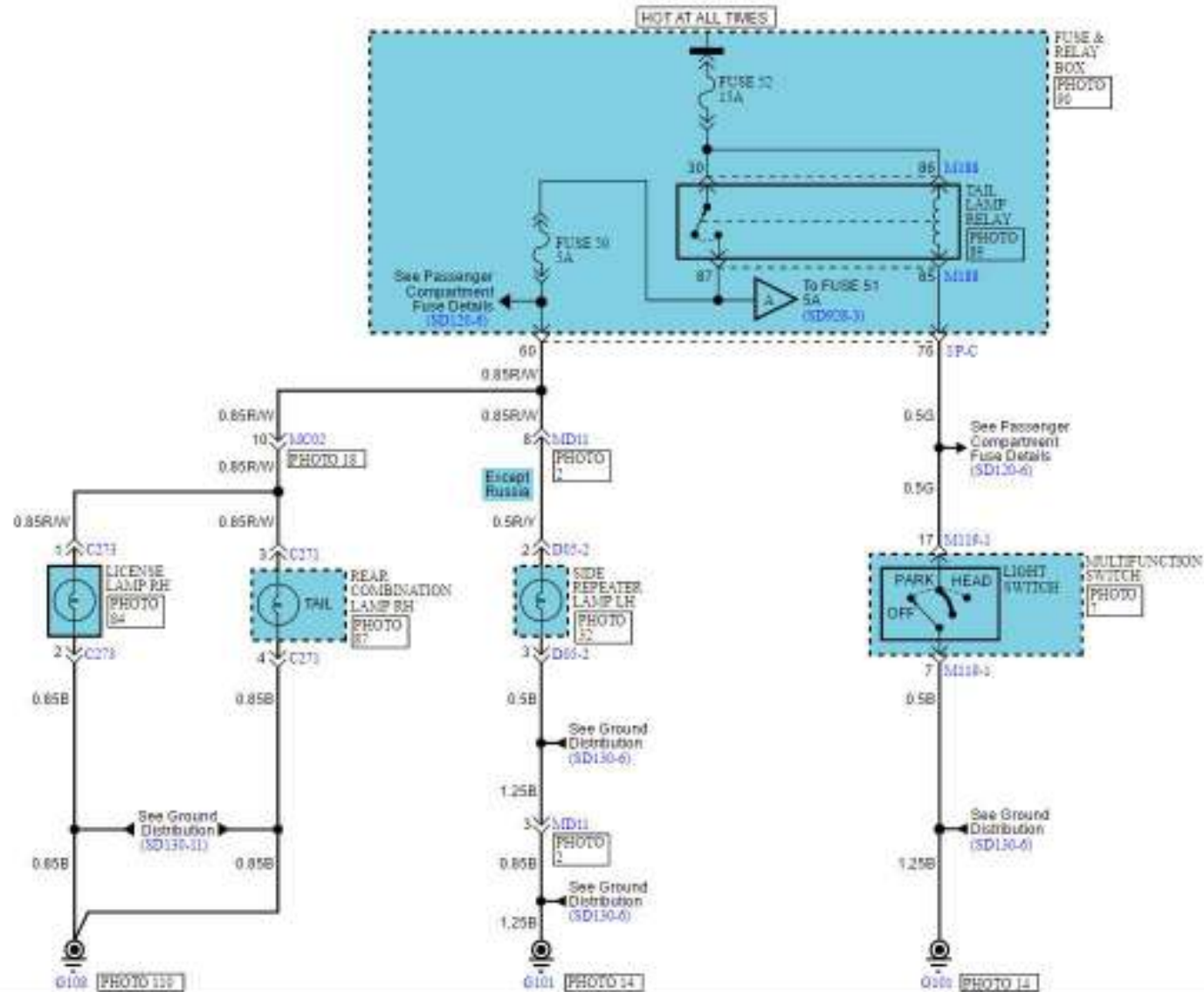
BLANK


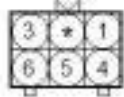
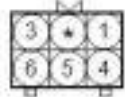
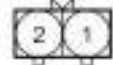

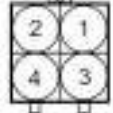

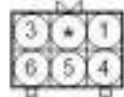
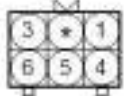




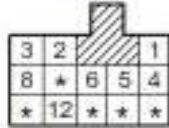
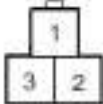

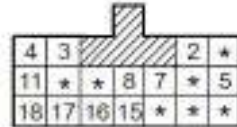
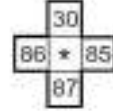


BLANK

D6BR/KK-ENG

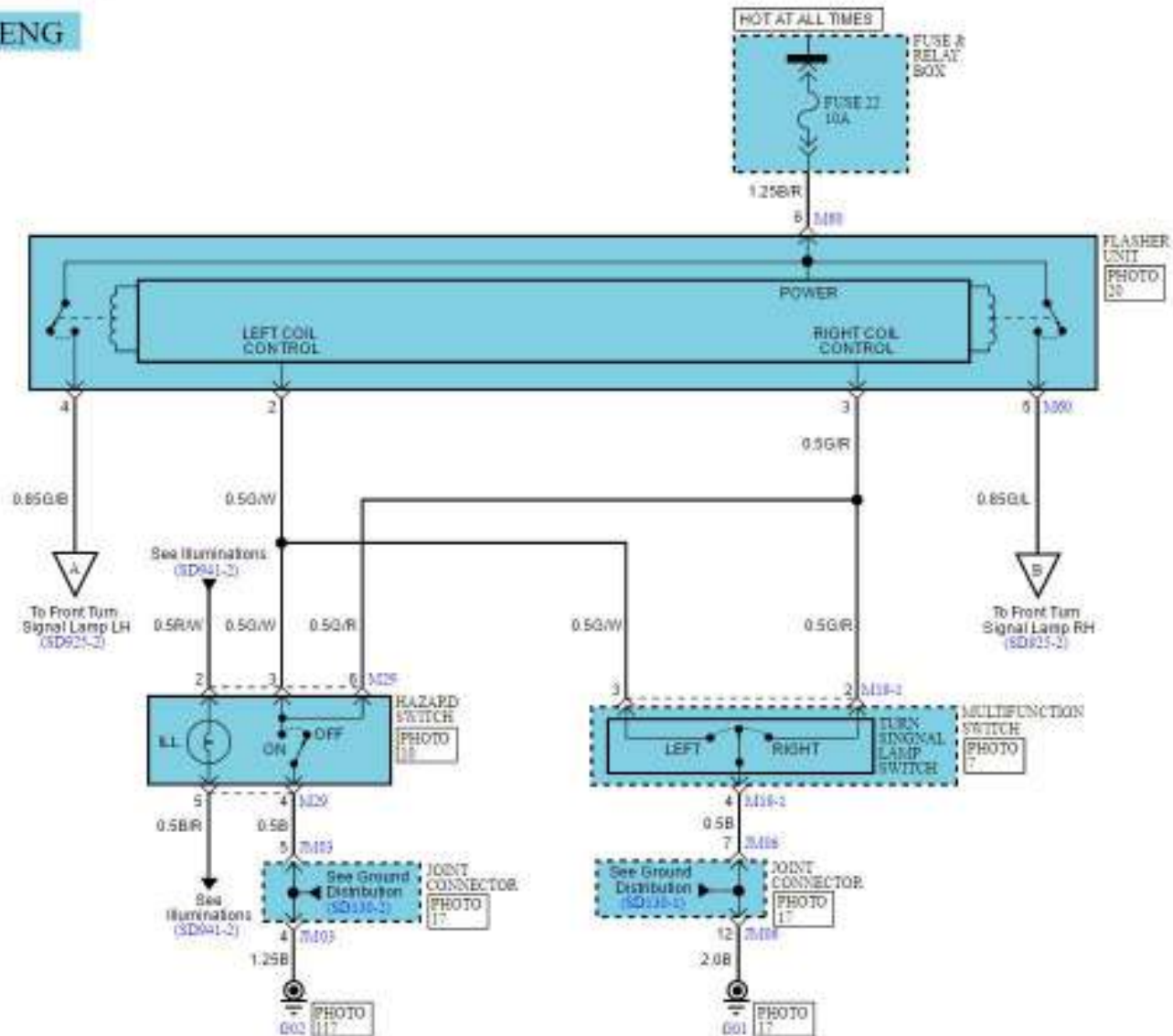


D6GA

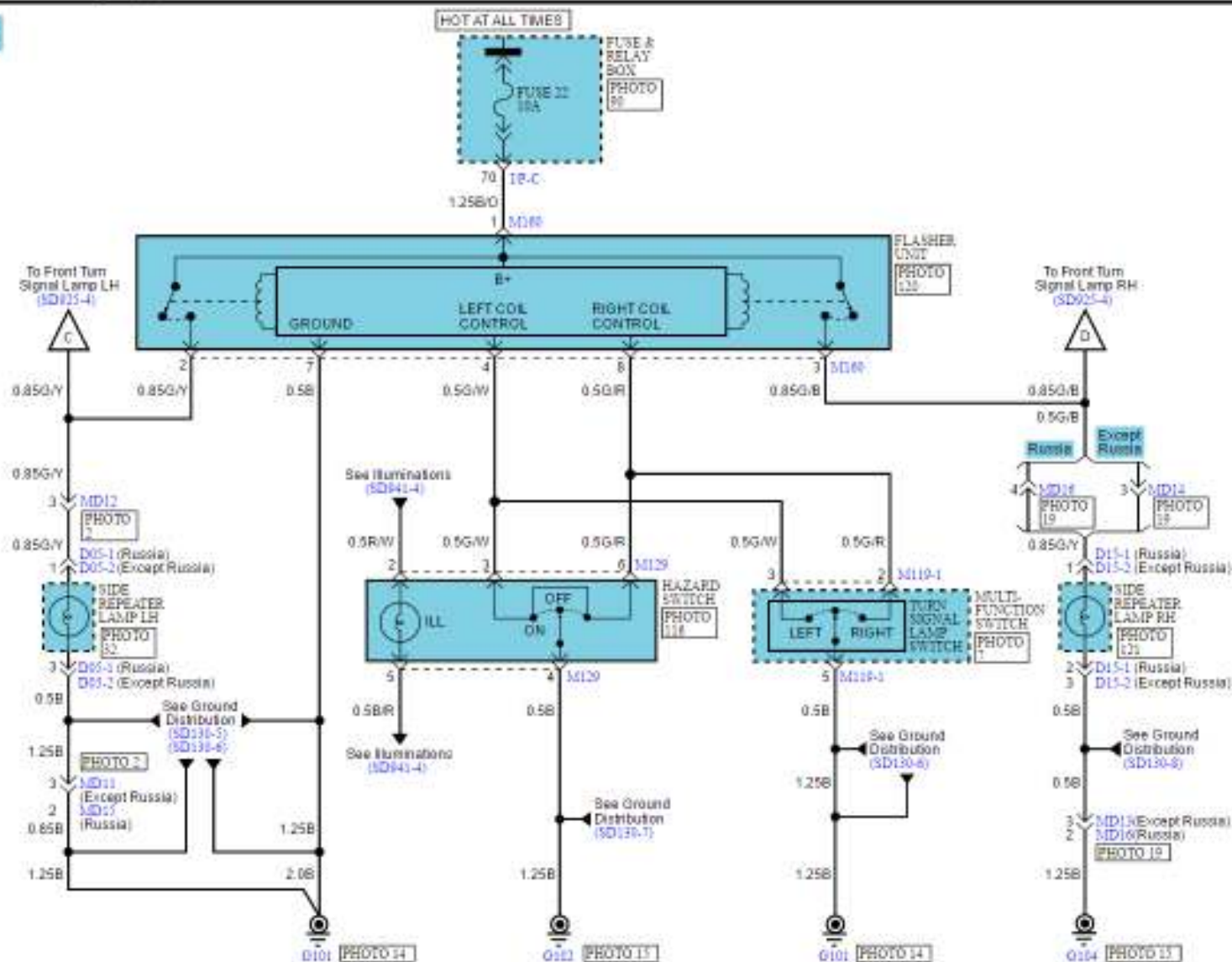


<p>C19</p>  <p>CR02F045</p>	<p>C18</p>  <p>CR02F016</p>	<p>C71</p>  <p>CR02F018</p>	<p>C12</p>  <p>CR02F040</p>
<p>C75</p>  <p>CR02F040</p>	<p>C78</p>  <p>CR02F027</p>	<p>C236</p>  <p>CR02F043</p>	<p>C270</p>  <p>CR02F016</p>
<p>C271</p>  <p>CR02F016</p>	<p>C272</p>  <p>CR02F040</p>	<p>C273</p>  <p>CR02F040</p>	<p>D05-2 / D15-2</p>  <p>CR02F045</p>
<p>M02</p>  <p>CR02F045</p>	<p>M19-1</p>  <p>CR13F004</p>	<p>M73</p>  <p>CR02F005</p>	<p>M102-2</p>  <p>CR02F045</p>
<p>M119-1</p>  <p>CR18F001</p>	<p>M188</p>  <p>CR02F010</p>	<p>B27</p>  <p>CR02F010</p>	<p>B08</p>  <p>CR02F010</p>

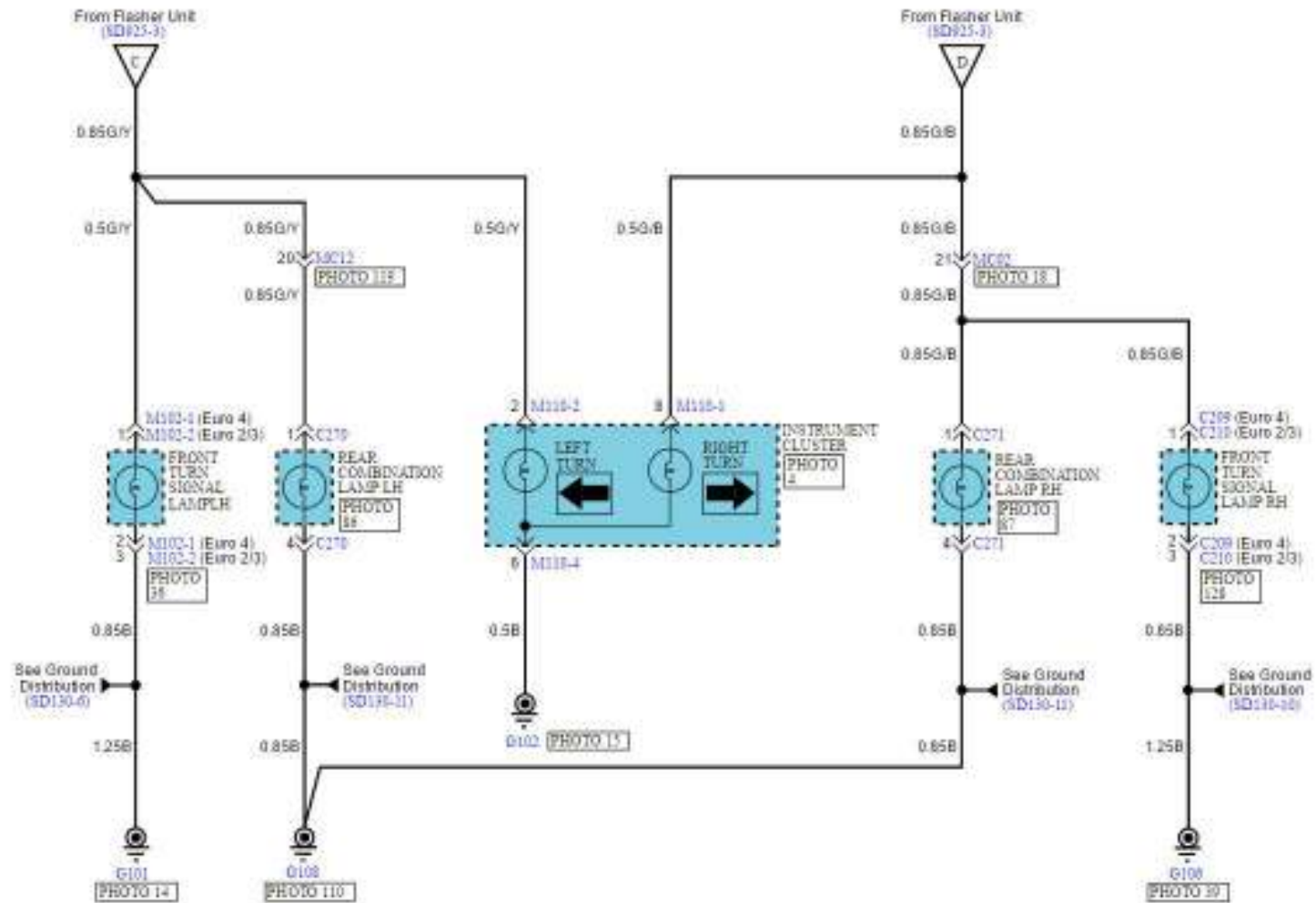
D6BR/KK-ENG


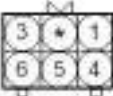
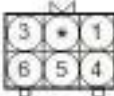


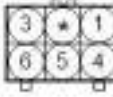
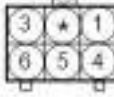
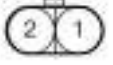




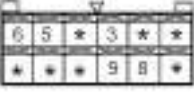
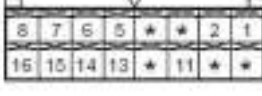
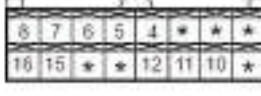
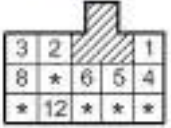

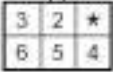

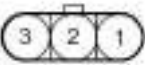


D6GA



D6GA



<p>C10</p>  <p>CR03F045</p>	<p>C70</p>  <p>CR03F016</p>	<p>C71</p>  <p>CR06F016</p>	<p>C200</p>  <p>CR03F001</p>
<p>C210</p>  <p>CR03F045</p>	<p>C270</p>  <p>CR06F016</p>	<p>C271</p>  <p>CR06F016</p>	<p>D05-1</p>  <p>CR03F001</p>
<p>D05-2</p>  <p>CR03F045</p>	<p>D15-1</p>  <p>CR03F001</p>	<p>D15-2</p>  <p>CR03F045</p>	<p>M02</p>  <p>CR03F045</p>
<p>M10-1</p>  <p>CR13F031</p>	<p>M10-2</p>  <p>CR16F028</p>	<p>M10-4</p>  <p>CR16F017</p>	<p>M10-3</p>  <p>CR13F004</p>
<p>M28</p>  <p>CR06F017</p>	<p>M00</p>  <p>CR03F002</p>	<p>M102-1</p>  <p>CR03F001</p>	<p>M102-2</p>  <p>CR03F045</p>

MI10-3

6	5	*	3	*	*
*	*	*	9	8	*

CR12F031

MI10-5

*	*	*	7	6	5	4	3	2	1
20	19	18	17	16	15	14	13	12	11

CR00F021

MI10-4

8	7	5	5	*	*	*	1
16	15	*	*	12	11	10	*

CR18F017

MI19-1

4	3		2	*		
11	*	*	8	7	*	5
18	17	16	15	*	*	*

CR18F031

MI180

3	2		1	
8	7	*	*	4

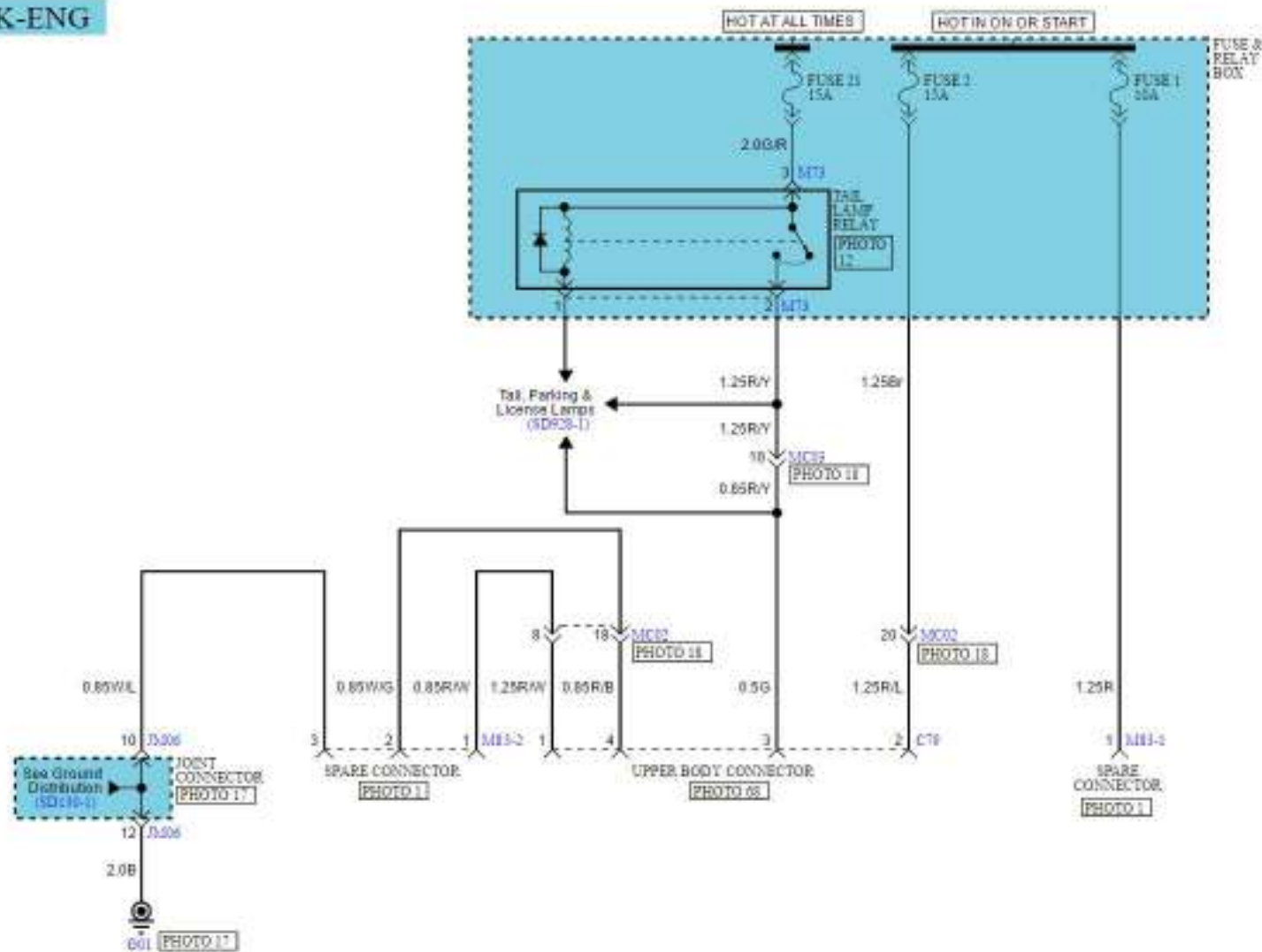
CR06F029

BLANK

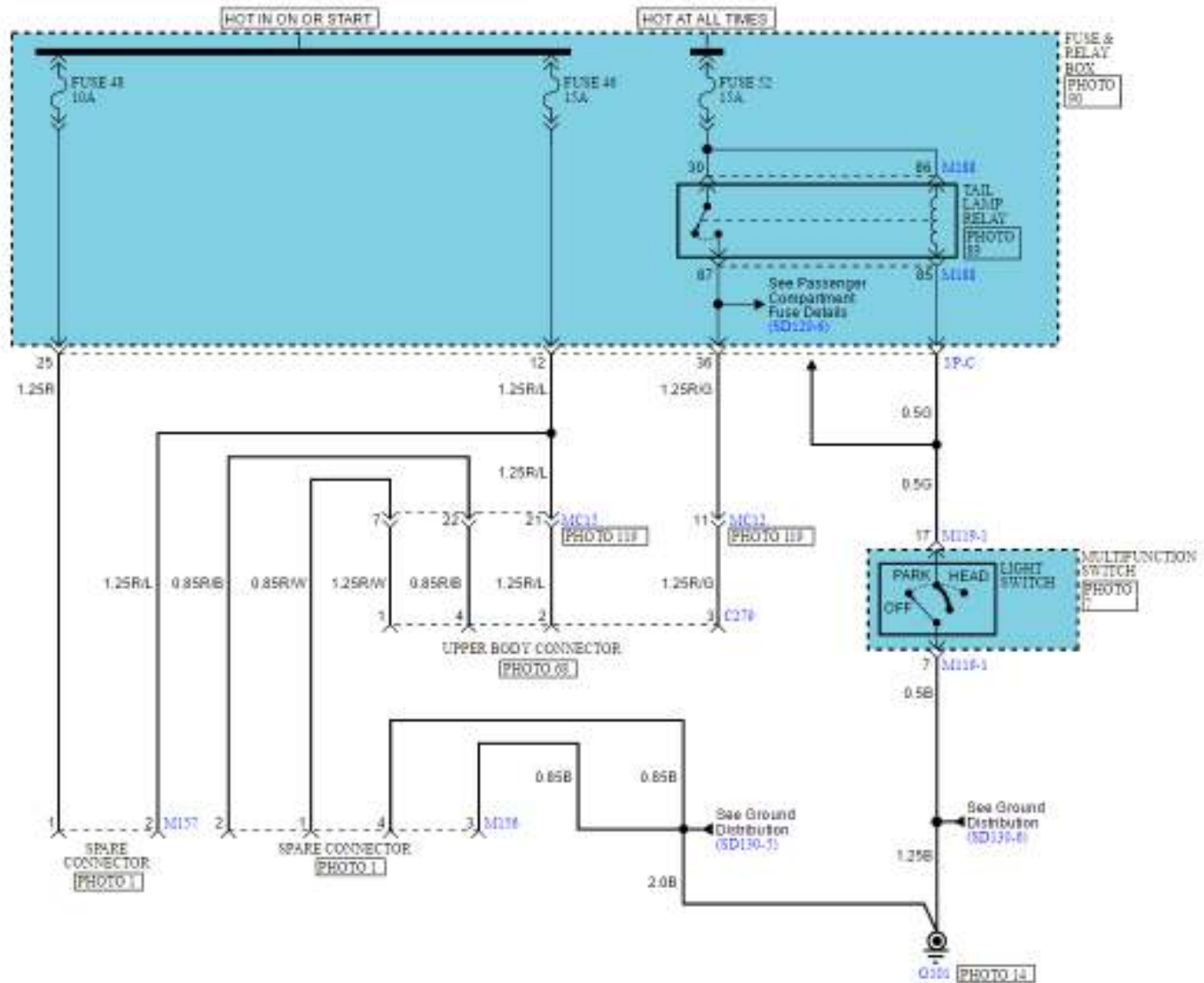
BLANK

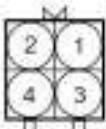
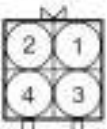
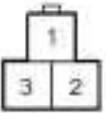
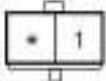
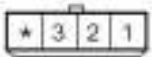

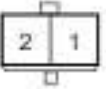
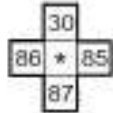
BLANK

D6BR/KK-ENG

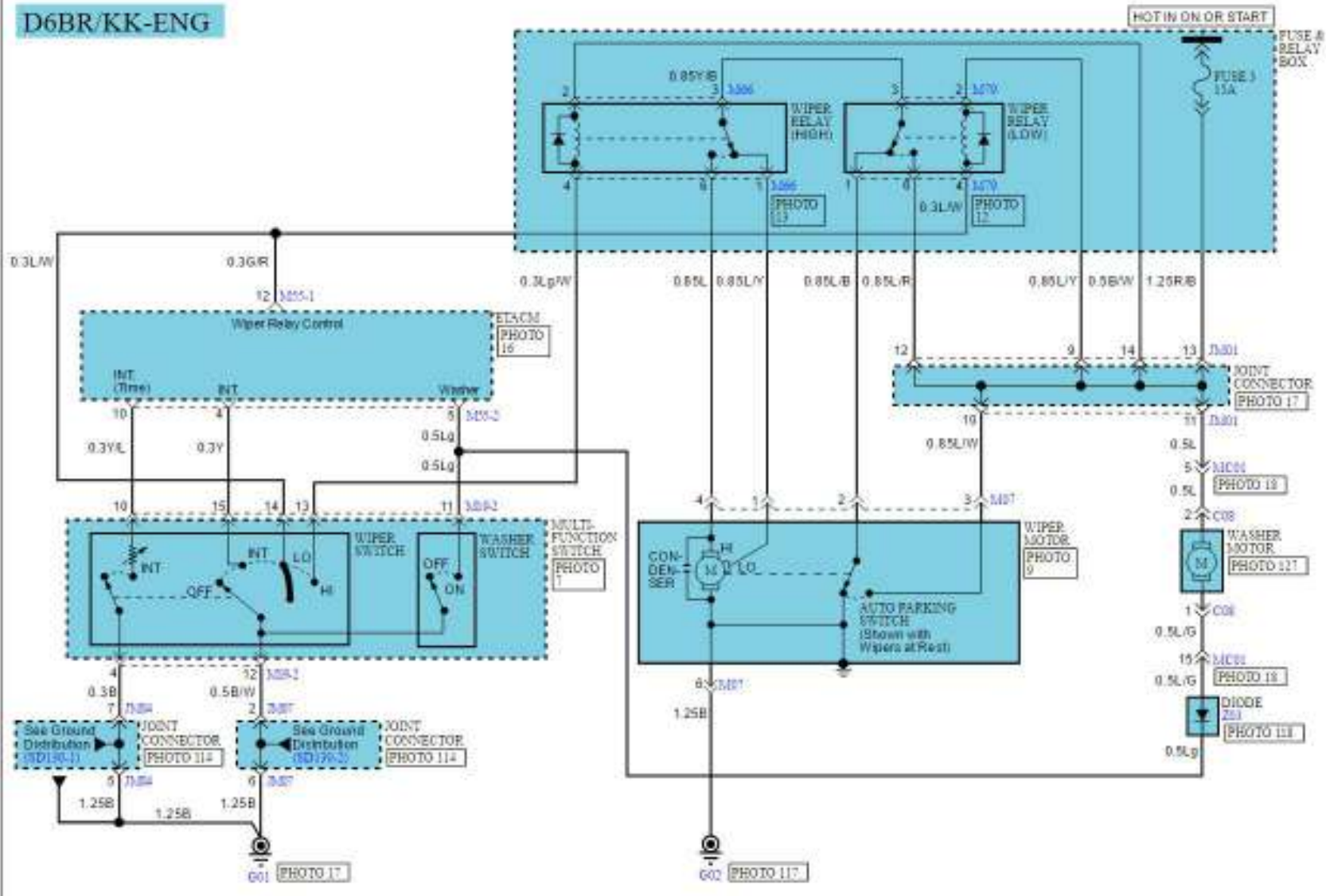


D6GA



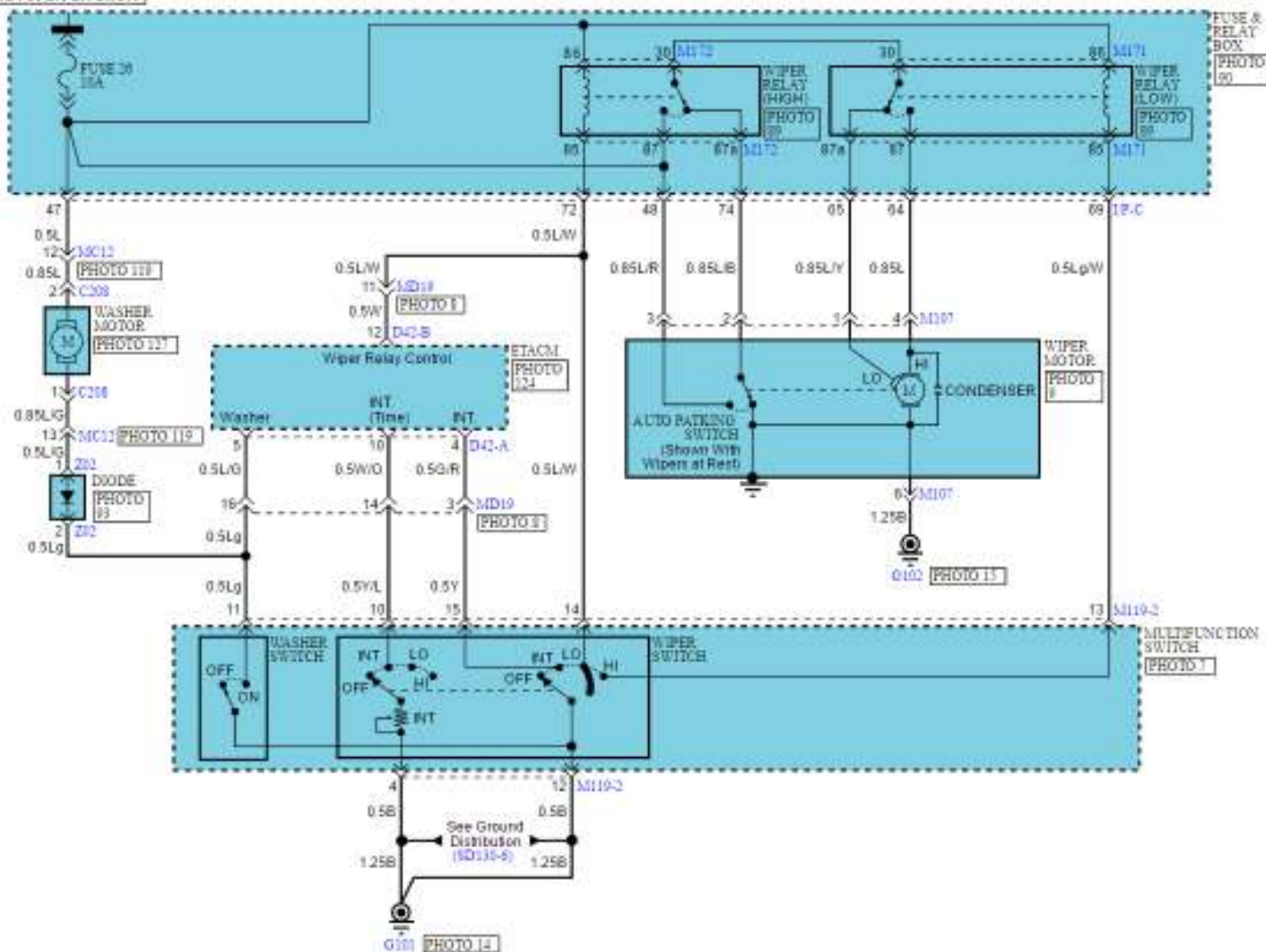
<p>C19</p>  <p>CR04F027</p>	<p>C29</p>  <p>CR04F027</p>	<p>M75</p>  <p>CR02F006</p>	<p>M87-1</p>  <p>CR02F049</p>
<p>M83-2</p>  <p>CR04F007</p>	<p>M156</p>  <p>CR04F007</p>	<p>M157</p>  <p>CR02F049</p>	<p>M188</p>  <p>CR02F019</p>

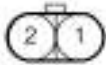
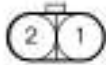

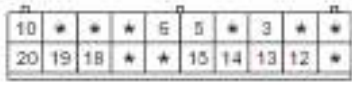
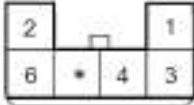
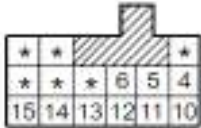
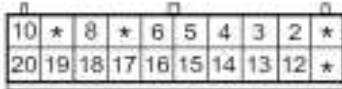
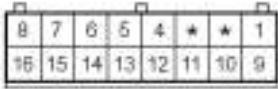
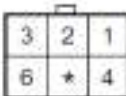
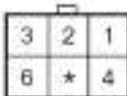
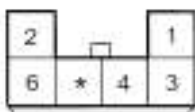
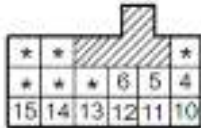

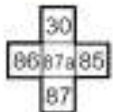
D6BR/KK-ENG



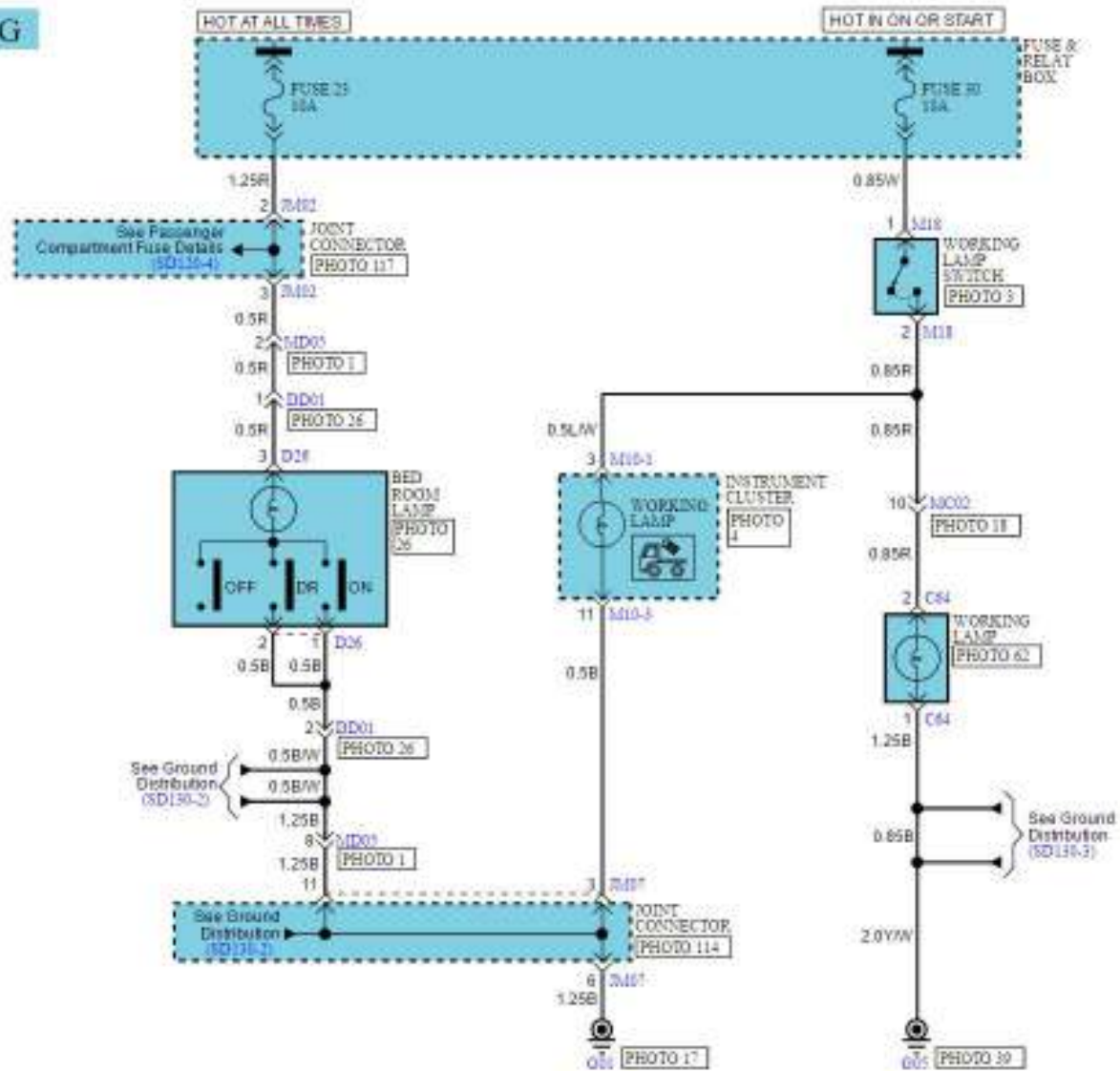
D6GA

HOT IN ON OR START

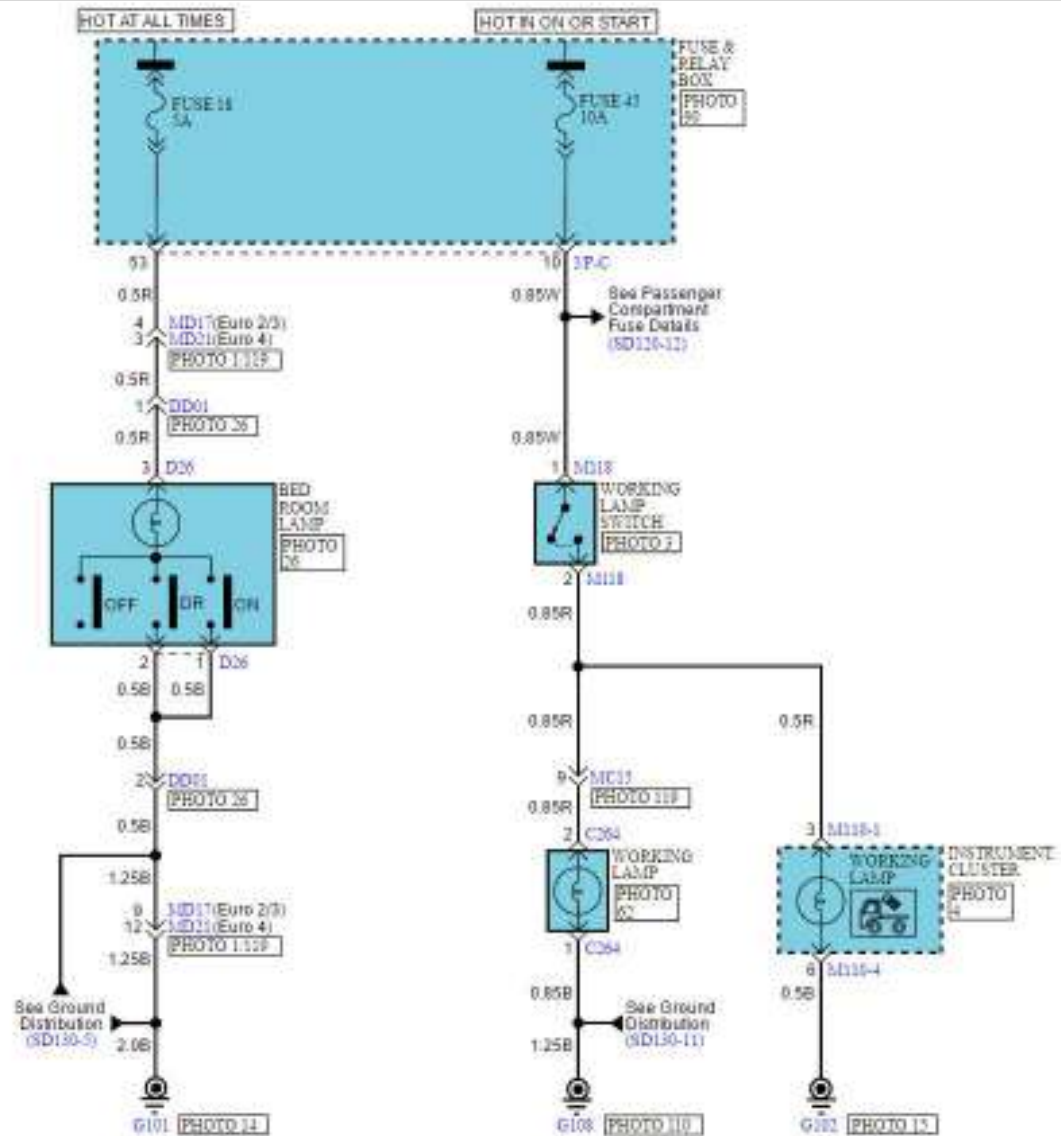


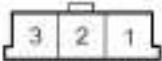


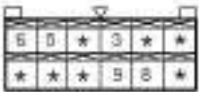
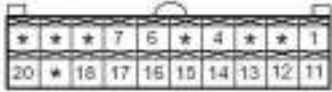
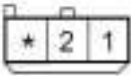

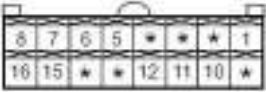
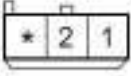
<p>C28</p>  <p>CR02F001</p>	<p>C28</p>  <p>CR02F001</p>	<p>D42-A</p>  <p>CR16F002</p>	<p>D42-B</p>  <p>CR02F001</p>
<p>M07</p>  <p>CR06F017</p>	<p>M09-2</p>  <p>CR15F002</p>	<p>M33-1</p>  <p>CR02F001</p>	<p>M33-2</p>  <p>CR16F000</p>
<p>M06</p>  <p>CR06F000</p>	<p>M78</p>  <p>CR06F000</p>	<p>M07</p>  <p>CR06F017</p>	<p>M18-2</p>  <p>CR15F000</p>
<p>M11</p>  <p>CR05F019</p>	<p>M12</p>  <p>CR05F019</p>	<p>BLANK</p>	<p>BLANK</p>
<p> </p>			

D6BR/KK-ENG

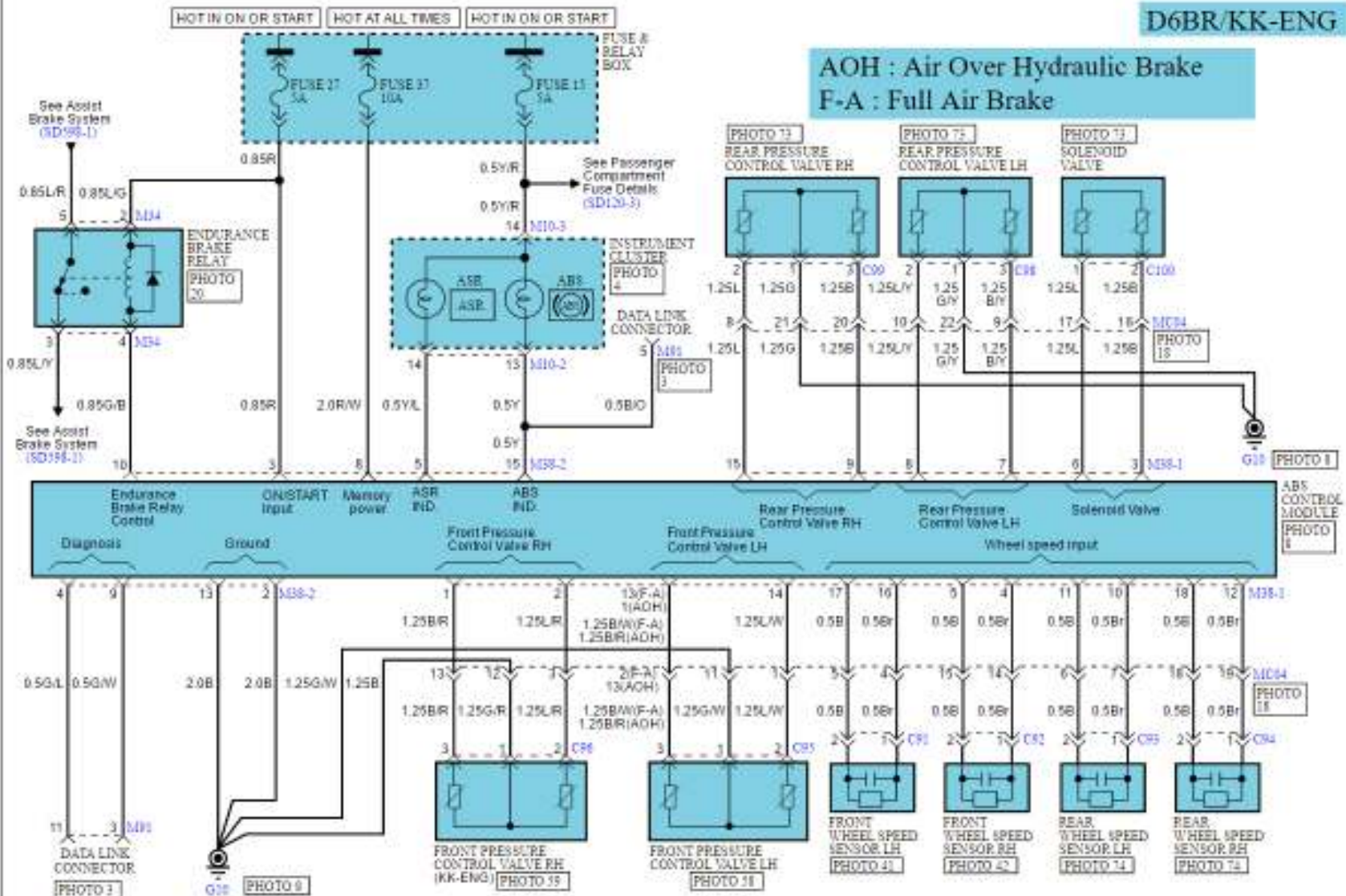


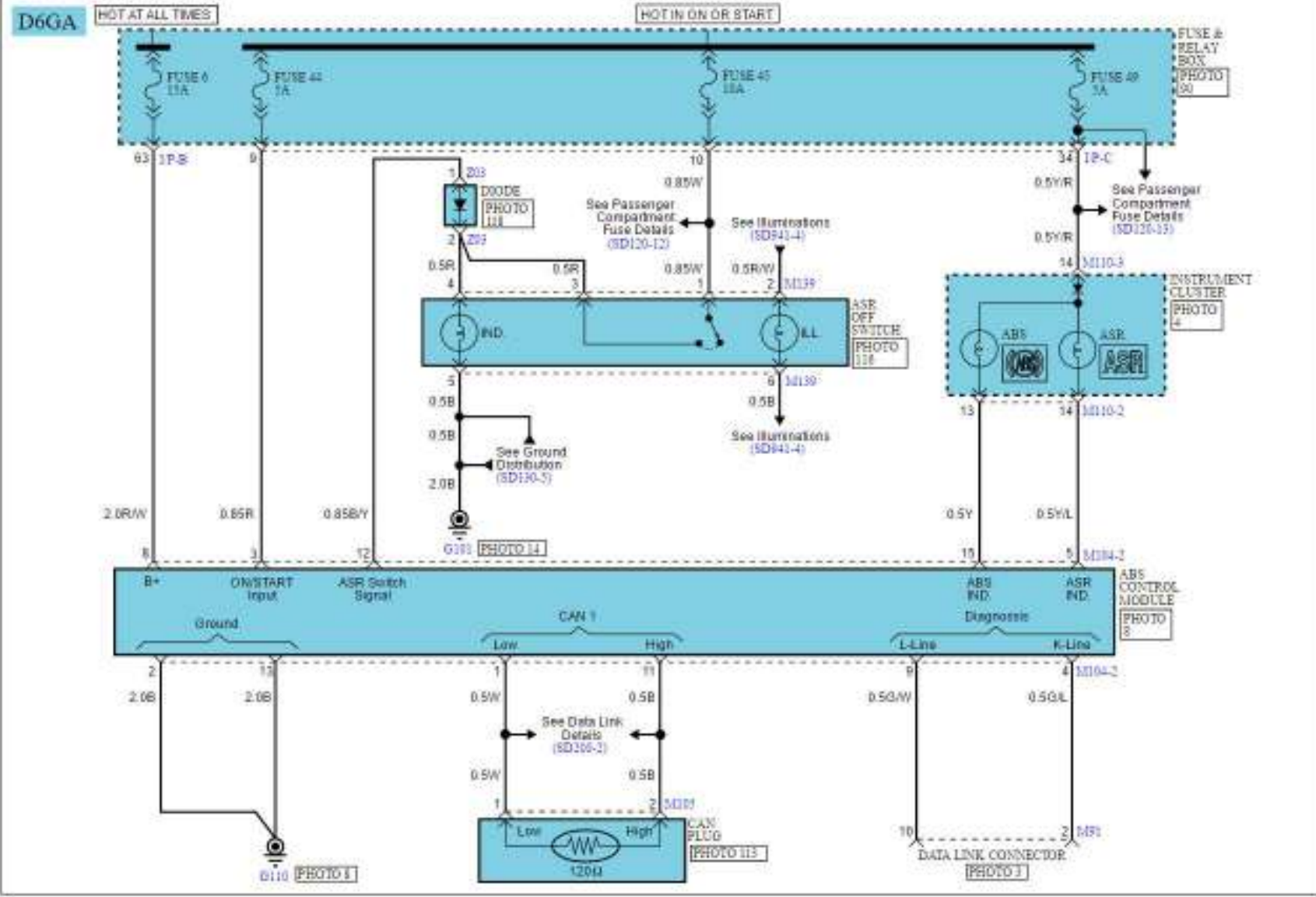
D6GA



<p>D26</p>  <p>CR02F118</p>	<p>C64</p>  <p>CR02F001</p>	<p>C264</p>  <p>CR02F001</p>	<p>M10-1</p>  <p>CR12F001</p>
<p>M10-3</p>  <p>CR02F021</p>	<p>M18</p>  <p>CR02F0117</p>	<p>M10-1</p>  <p>CR12F001</p>	<p>M10-4</p>  <p>CR16F017</p>
<p>M118</p>  <p>CR02F0117</p>	<p>BLANK</p>	<p>BLANK</p>	<p>BLANK</p>

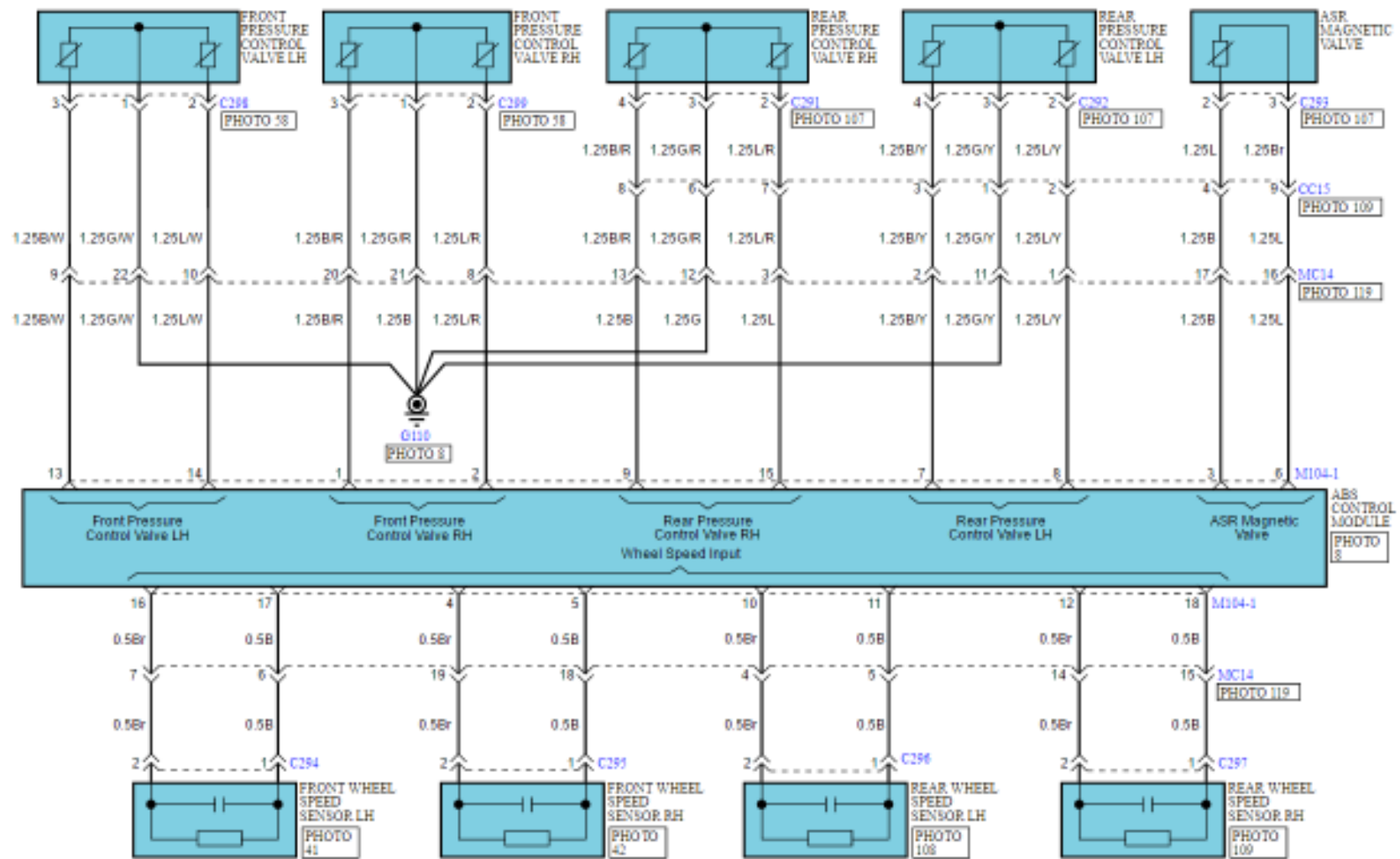
D6BR/KK-ENG





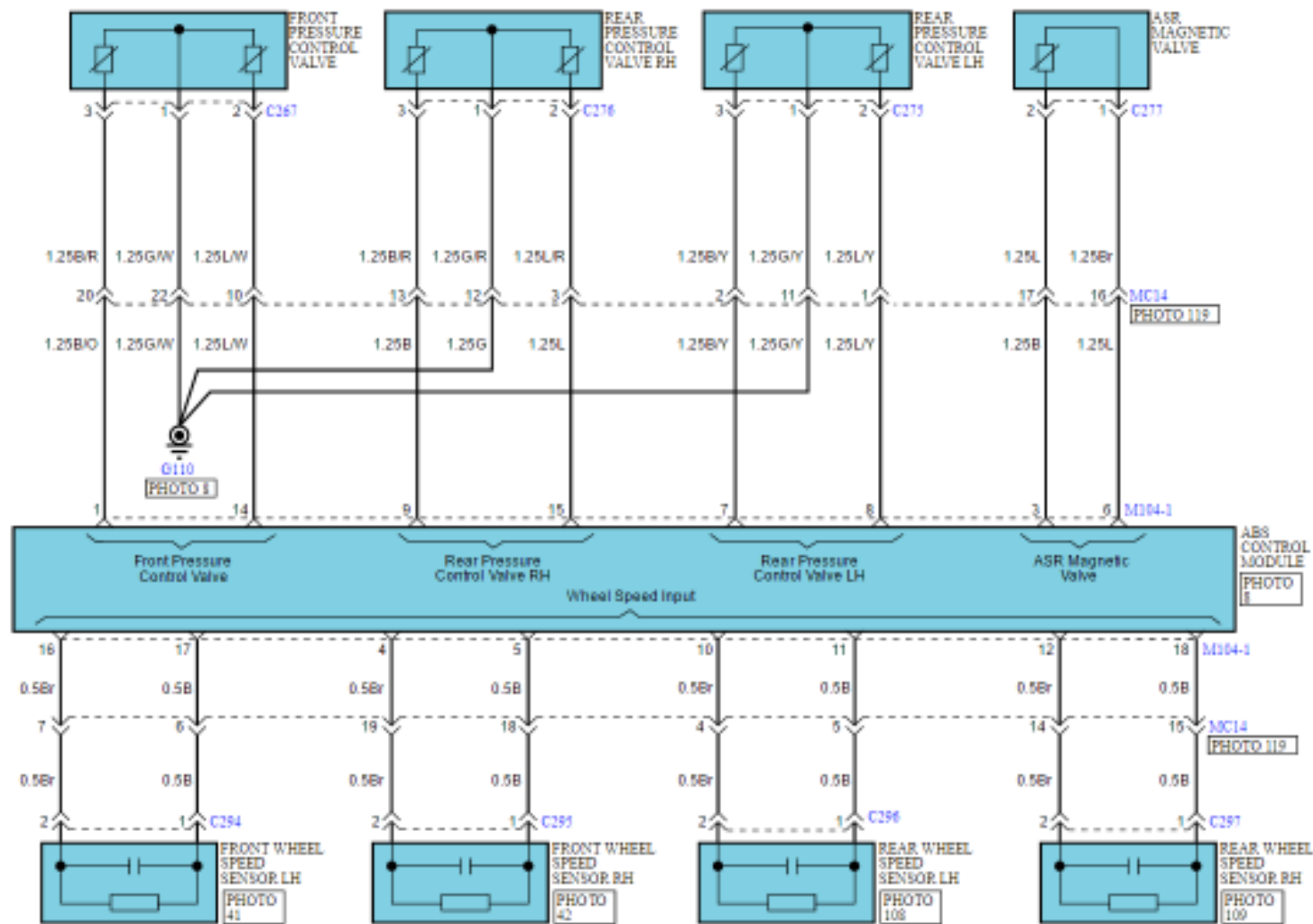
D6GA





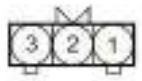
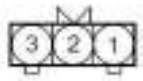
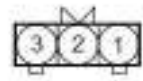
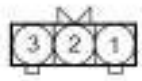

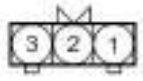
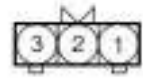
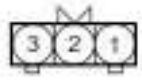








Full Air Brake



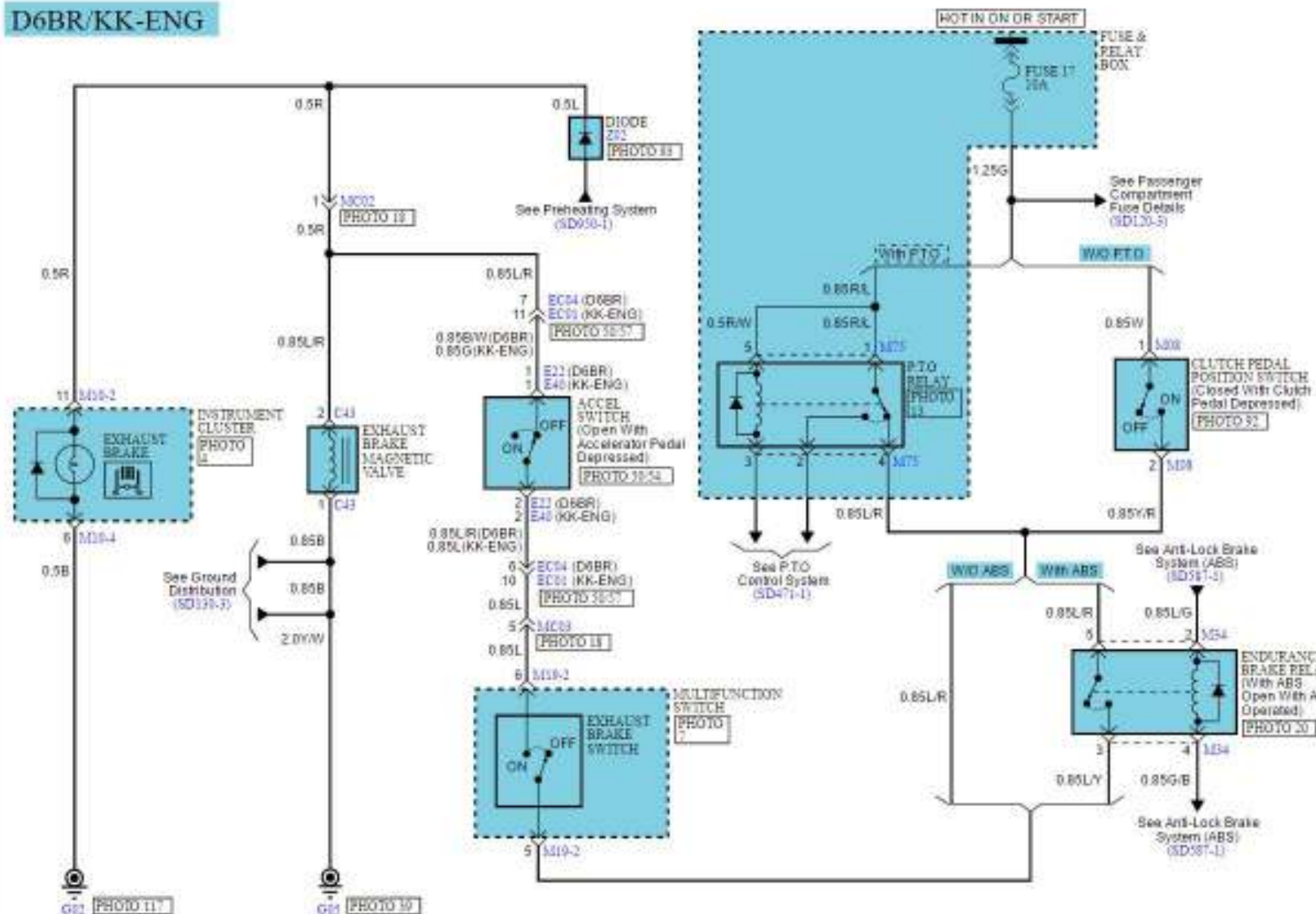
D6GA

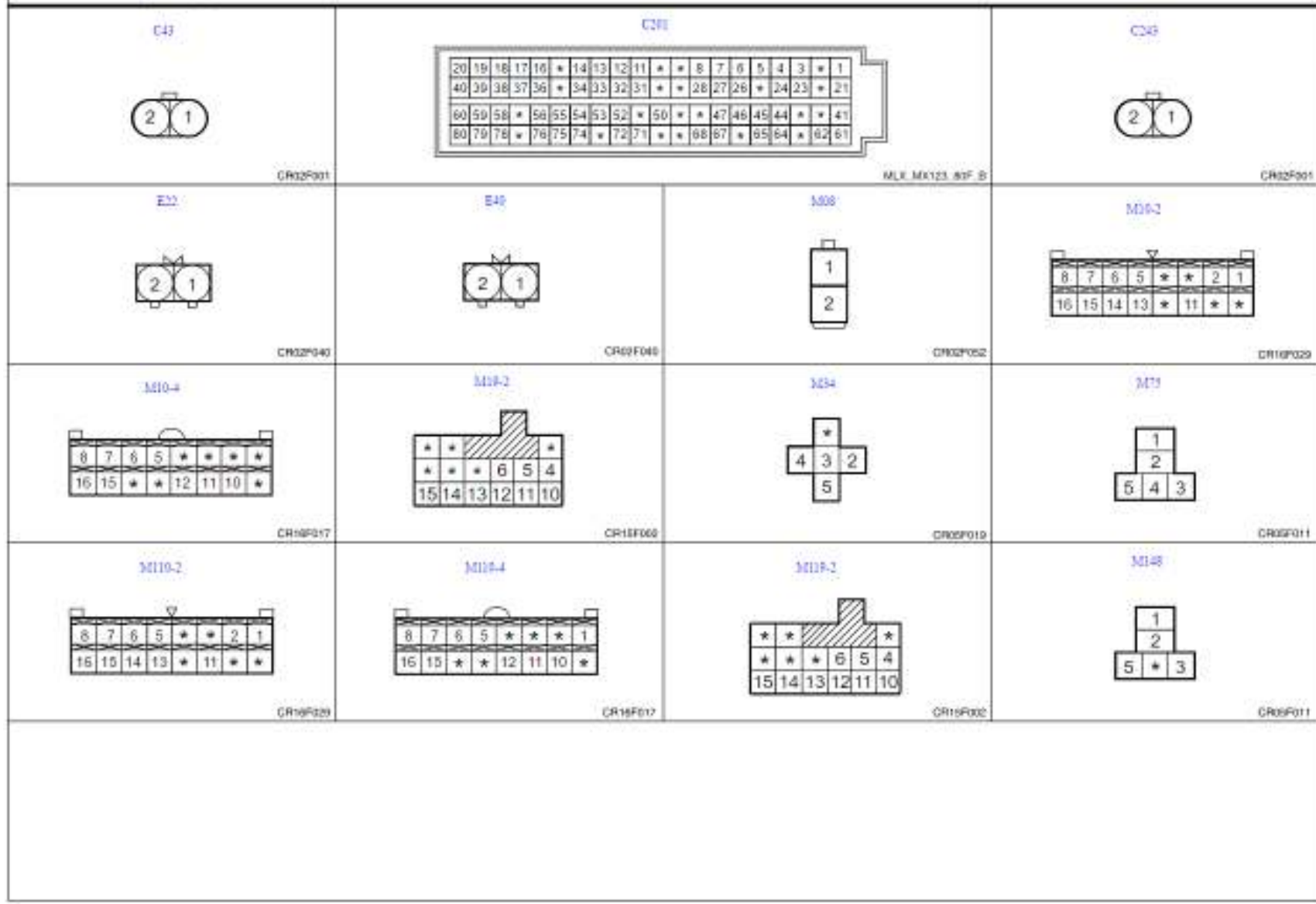
Air Over Hydraulic Brake



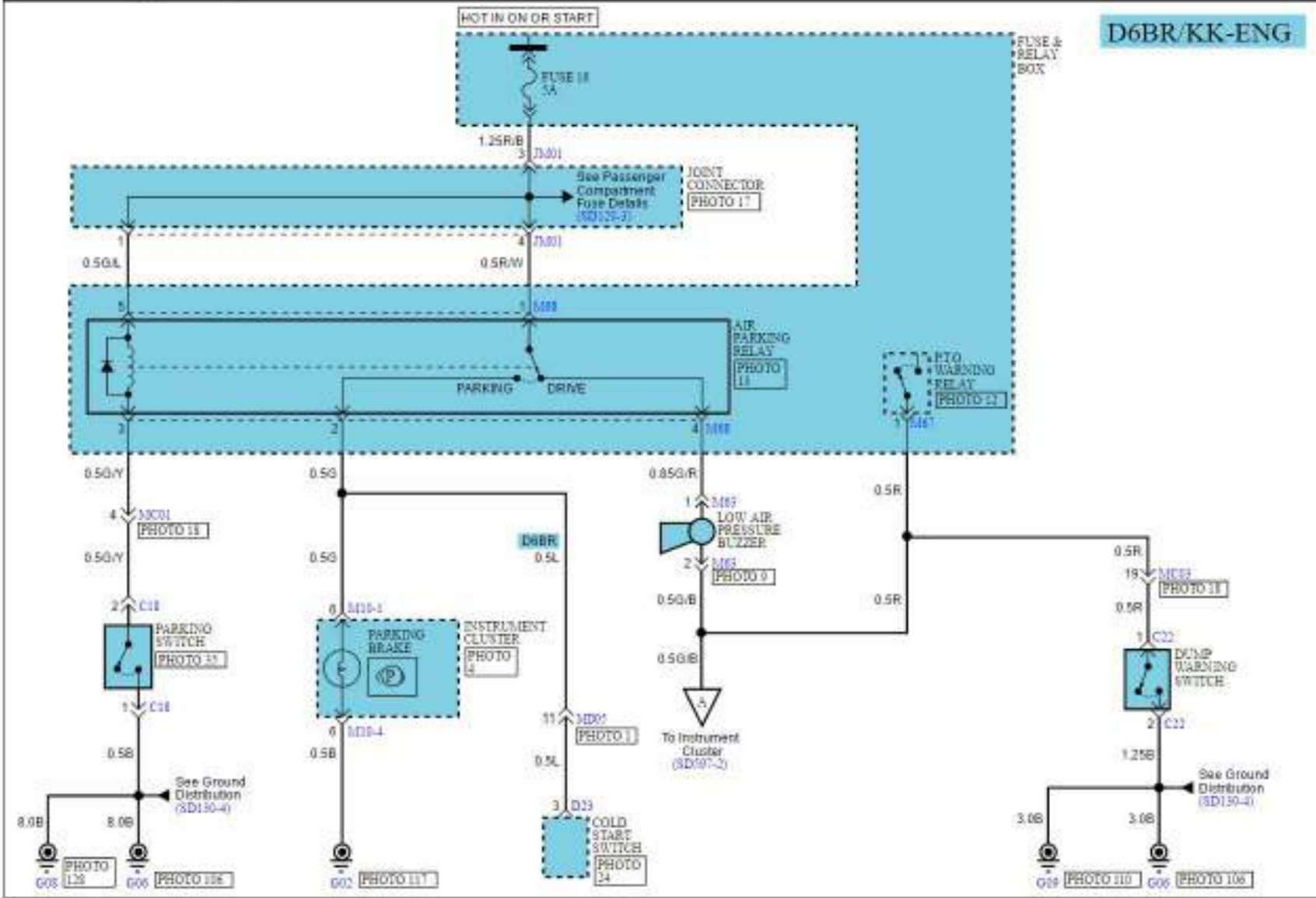
<p>C91</p>  <p>CR02M034</p>	<p>C92</p>  <p>CR02M004</p>	<p>C93</p>  <p>CR02M034</p>	<p>C94</p>  <p>CR02M034</p>
<p>C97</p>  <p>CR03F047</p>	<p>C96</p>  <p>CR03F047</p>	<p>C98</p>  <p>CR03F047</p>	<p>C99</p>  <p>CR03F047</p>
<p>C100</p>  <p>CR02F040</p>	<p>C267</p>  <p>CR03F047</p>	<p>C275</p>  <p>CR03F047</p>	<p>C276</p>  <p>CR03F047</p>
<p>C277</p>  <p>CR02F040</p>	<p>C291</p>  <p>AMP_1_1813090_3</p>	<p>C291</p>  <p>AMP_1_1813090_3</p>	<p>C291</p>  <p>AMP_1_1813090_3</p>
<p>C294</p>  <p>CR02M034</p>	<p>C285</p>  <p>CR02M004</p>	<p>C286</p>  <p>CR02M034</p>	<p>C297</p>  <p>CR02M034</p>

D6BR/KK-ENG

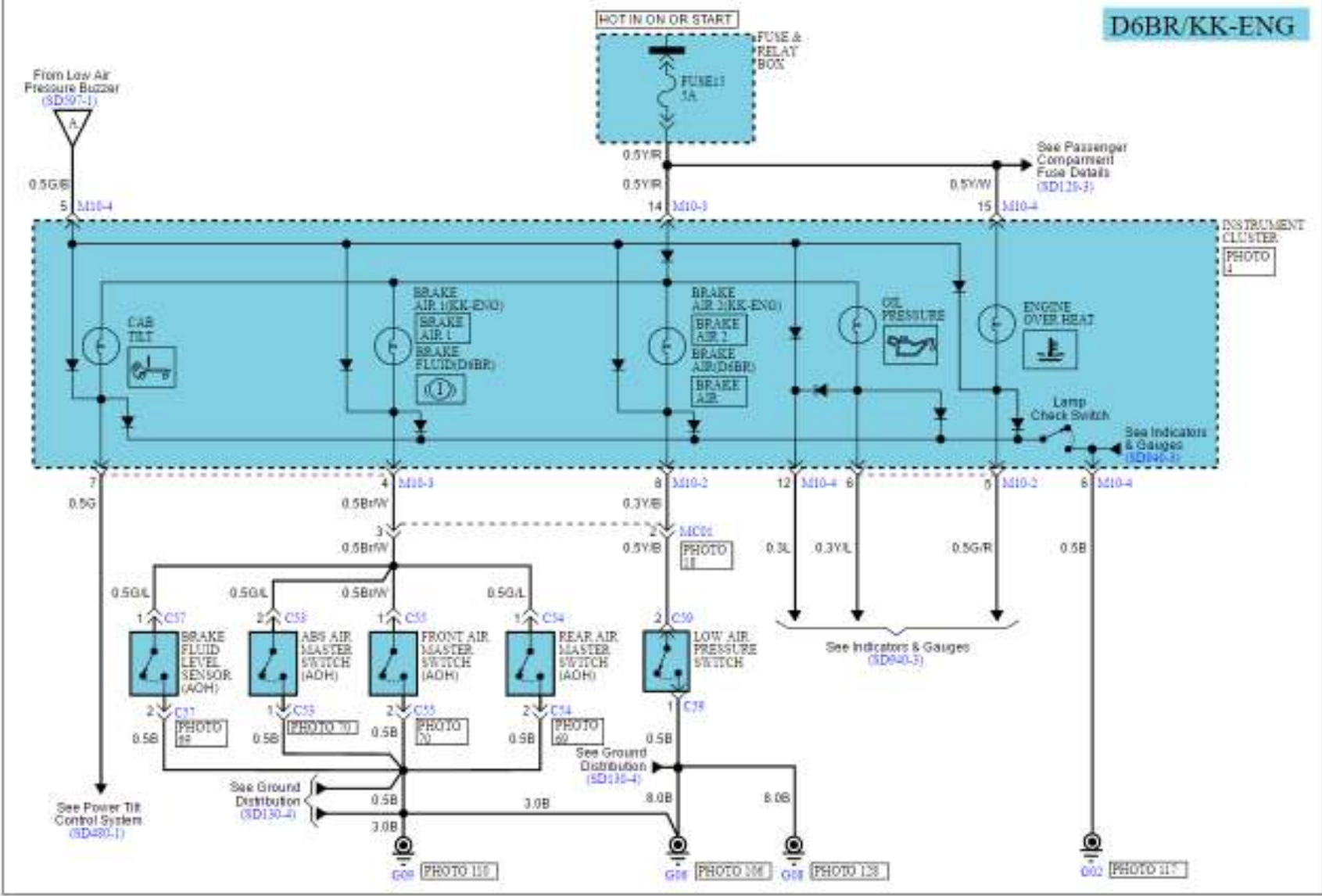




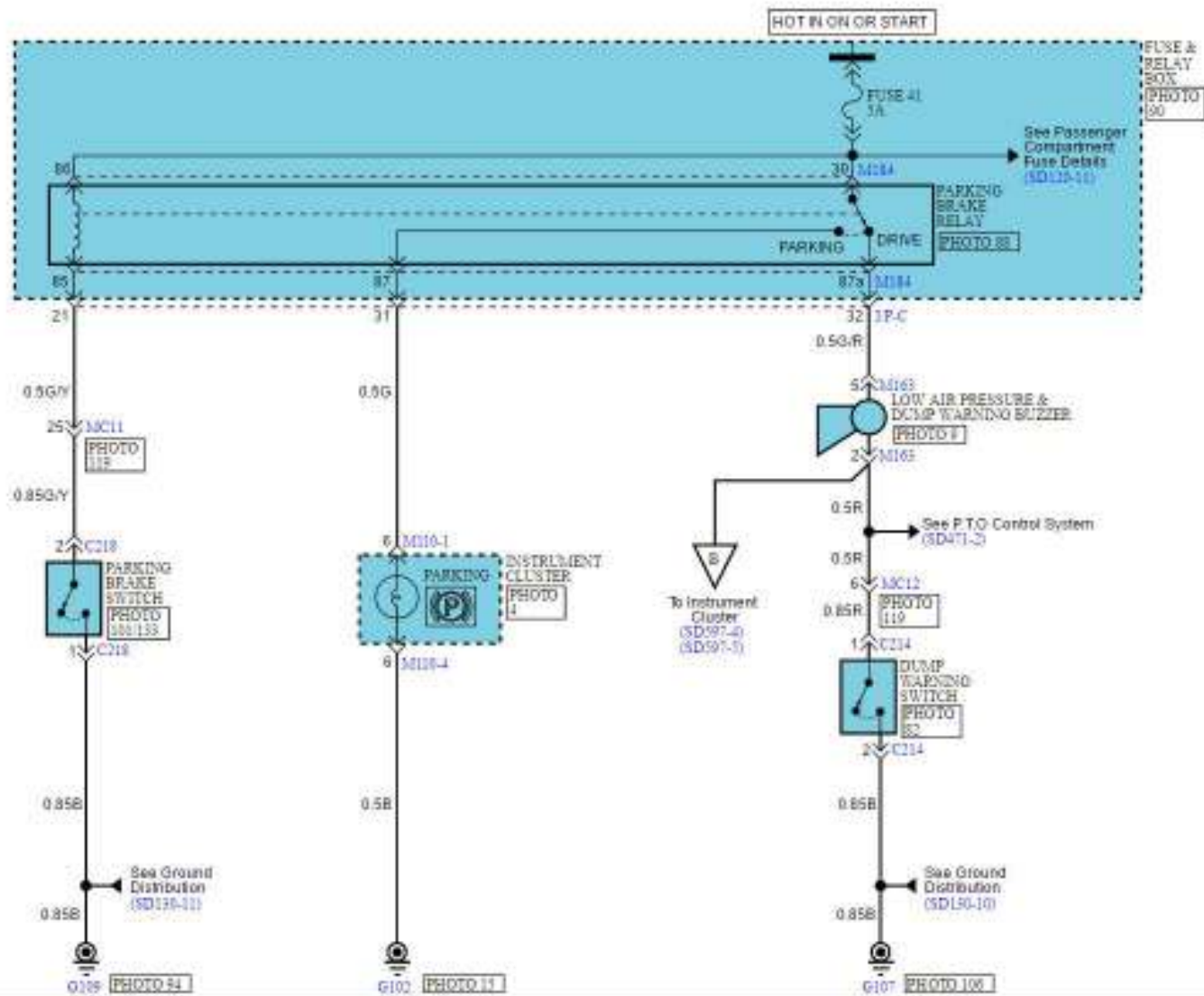
D6BR/KK-ENG



D6BR/KK-ENG

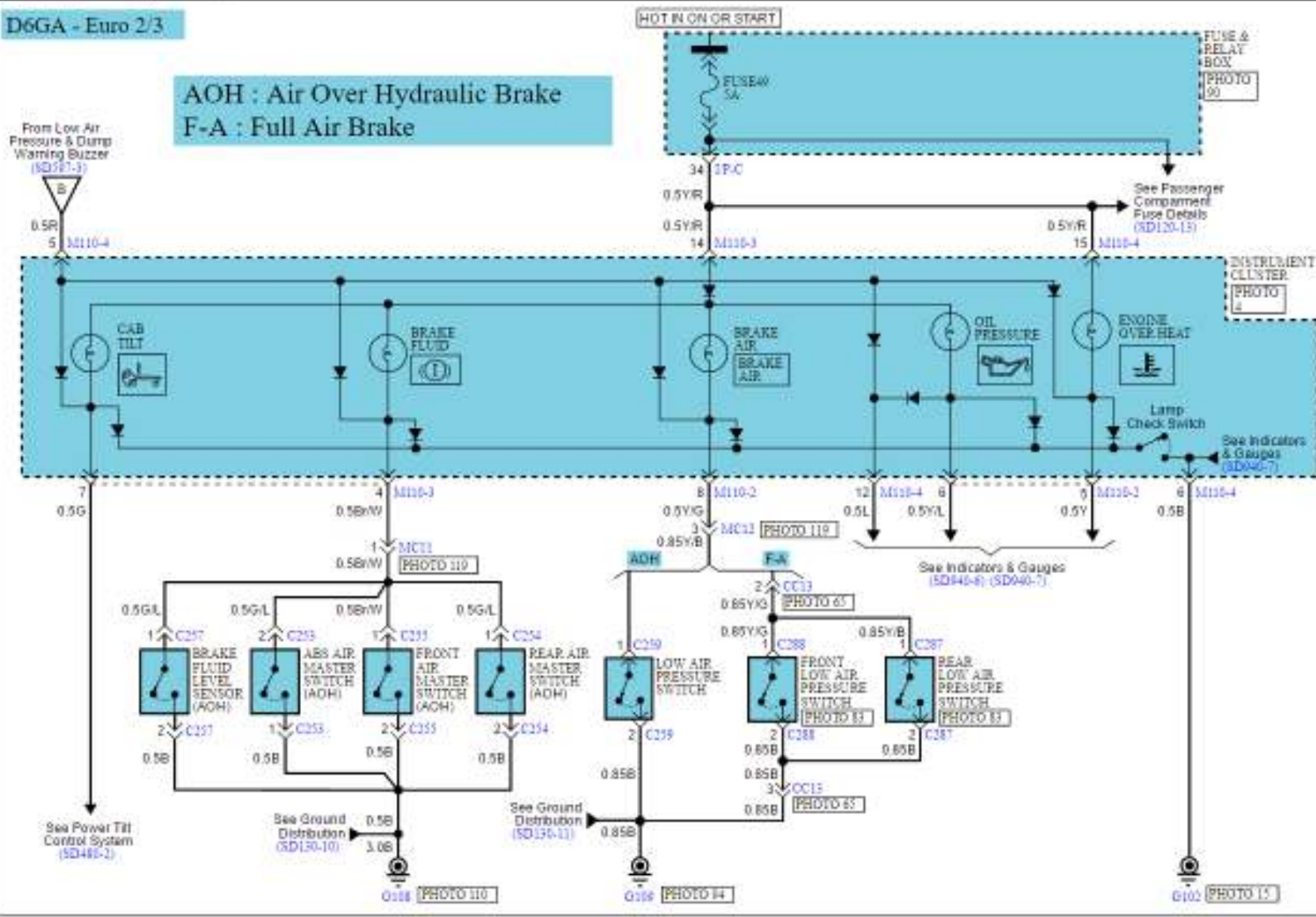


D6GA



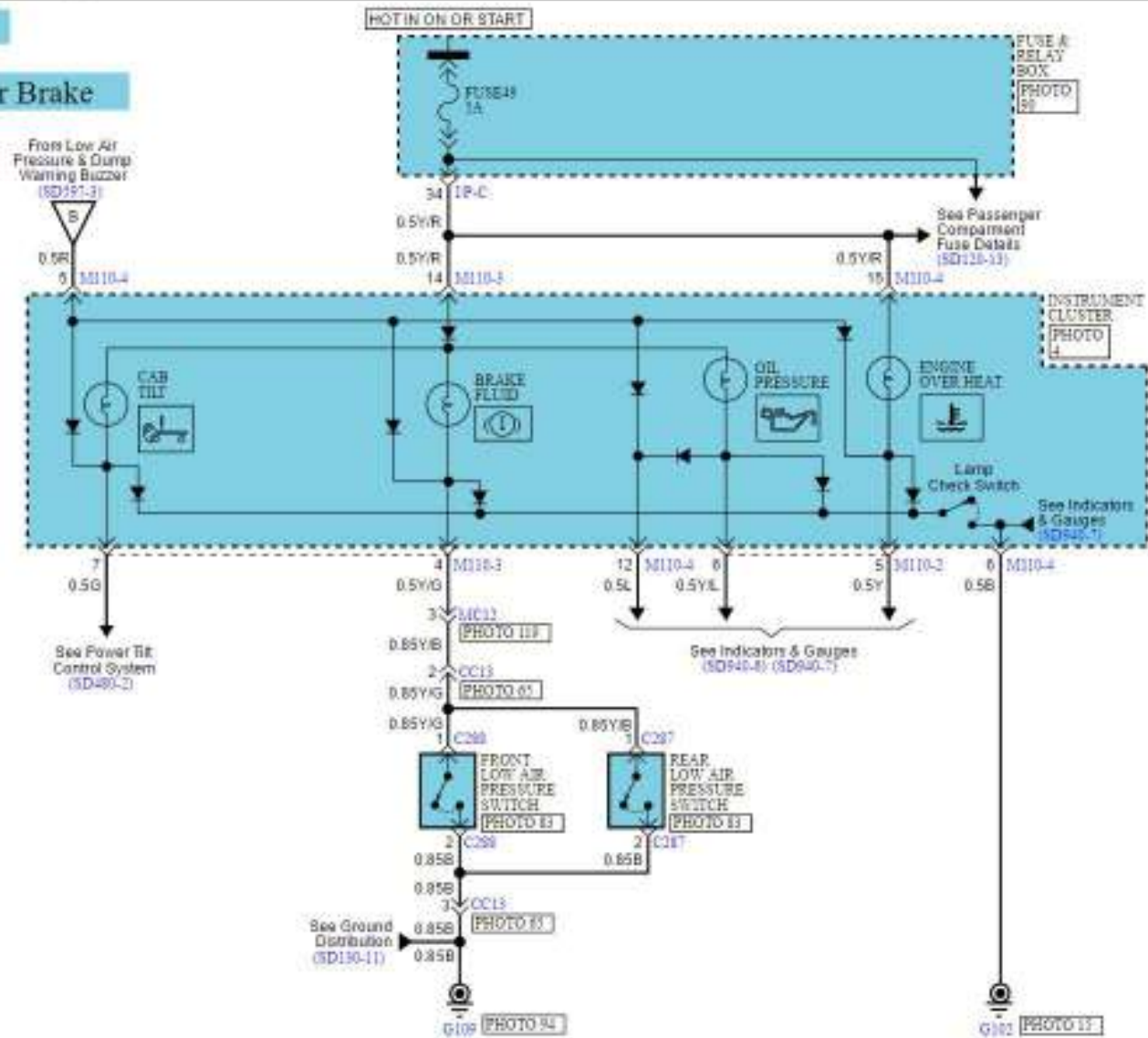
D6GA - Euro 2/3


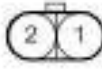
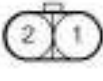
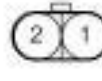

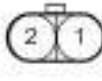



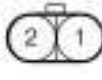

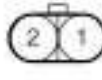

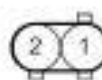
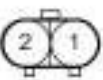
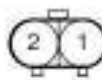
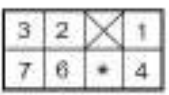
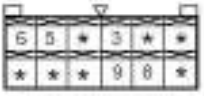
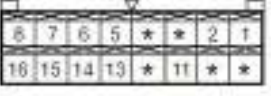
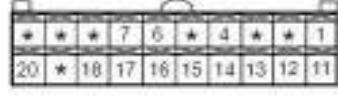
AOH : Air Over Hydraulic Brake
F-A : Full Air Brake

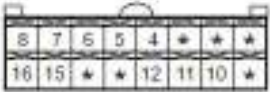
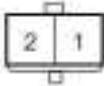
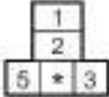
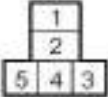
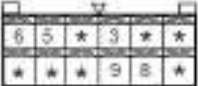
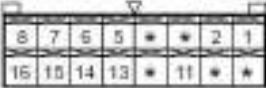
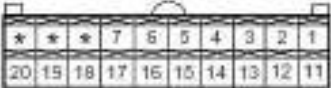
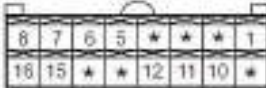
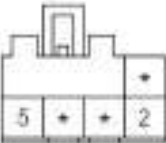


D6GA - Euro 4

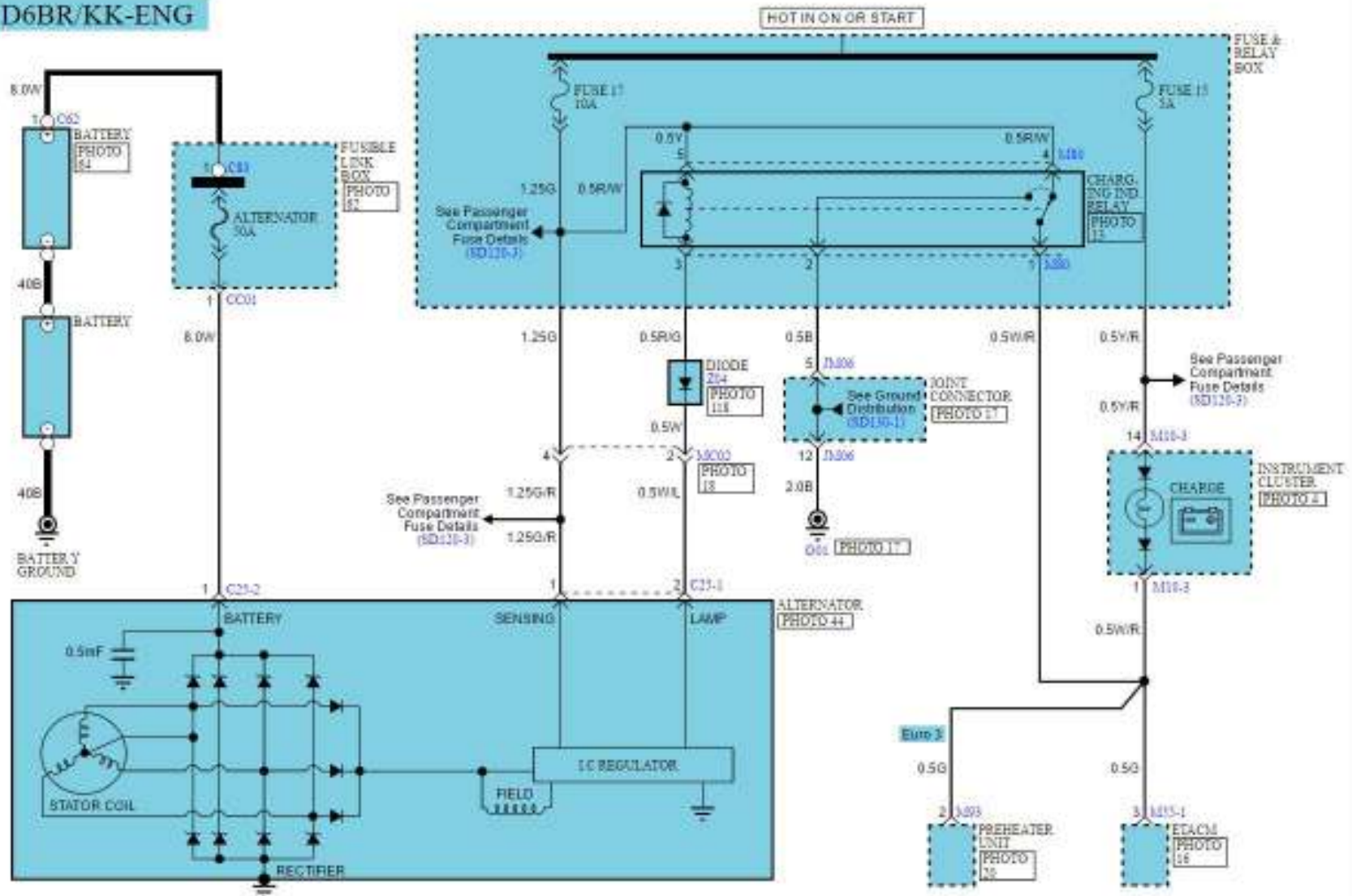
F-A : Full Air Brake



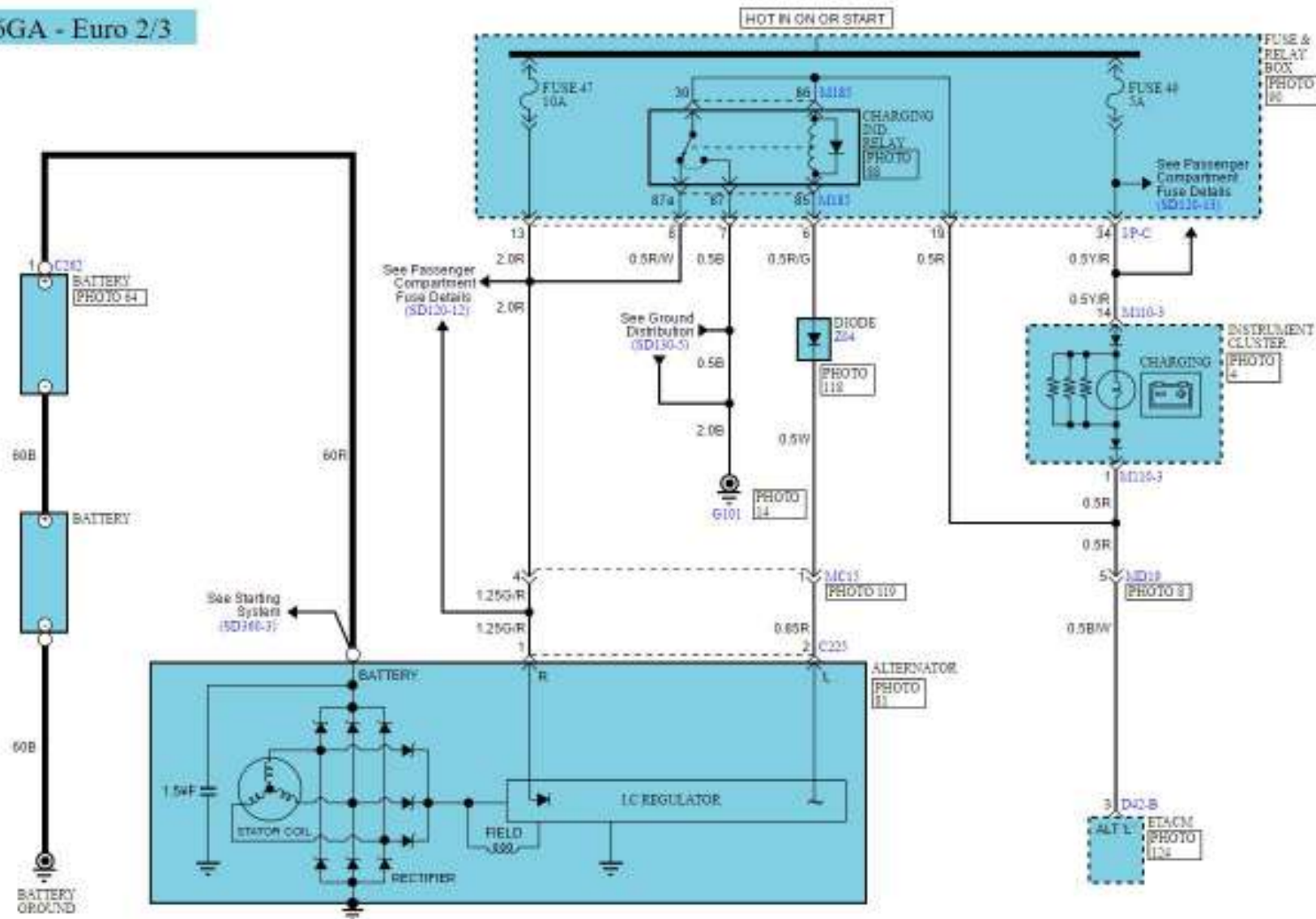
<p>C18</p>  <p>CR02F004</p>	<p>C22</p>  <p>CR02F001</p>	<p>C33</p>  <p>CR02F001</p>	<p>C34</p>  <p>CR02F001</p>
<p>C35</p>  <p>CR02F001</p>	<p>C37</p>  <p>CR02F001</p>	<p>C39</p>  <p>CR02F004</p>	<p>C34</p>  <p>CR02F001</p>
<p>C38</p>  <p>CR02F004</p>	<p>C253</p>  <p>CR02F001</p>	<p>C254</p>  <p>CR02F001</p>	<p>C255</p>  <p>CR02F001</p>
<p>C37</p>  <p>CR02F001</p>	<p>C259</p>  <p>CR02F004</p>	<p>C387</p>  <p>CR02F009</p>	<p>C388</p>  <p>CR02F009</p>
<p>D23</p>  <p>CR02F000</p>	<p>M36-1</p>  <p>CR12F001</p>	<p>M30-2</p>  <p>CR18F003</p>	<p>M35-3</p>  <p>CR02F001</p>

<p>M10-4</p>  <p>CR16FD17</p>	<p>M9</p>  <p>CR02F049</p>	<p>M87</p>  <p>CR05FD11</p>	<p>M88</p>  <p>CR05FD11</p>
<p>M10-1</p>  <p>CR12F021</p>	<p>M10-2</p>  <p>CR16F029</p>	<p>M10-3</p>  <p>CR09F021</p>	<p>M10-4</p>  <p>CR16FD17</p>
<p>M89</p>  <p>KUM_COPY_DEF_W</p>	<p>BLANK</p>	<p>BLANK</p>	<p>BLANK</p>

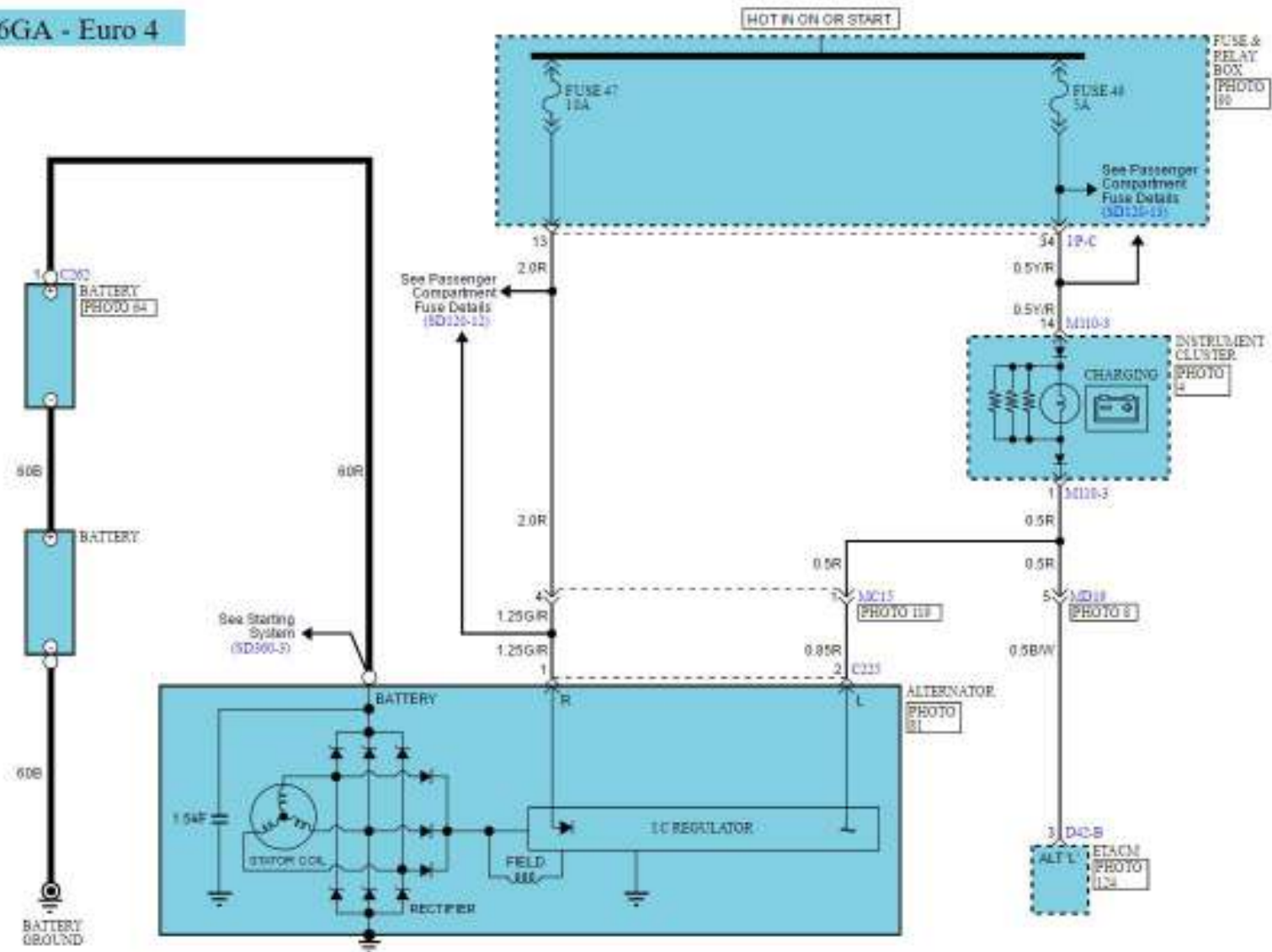
D6BR/KK-ENG





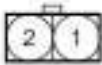



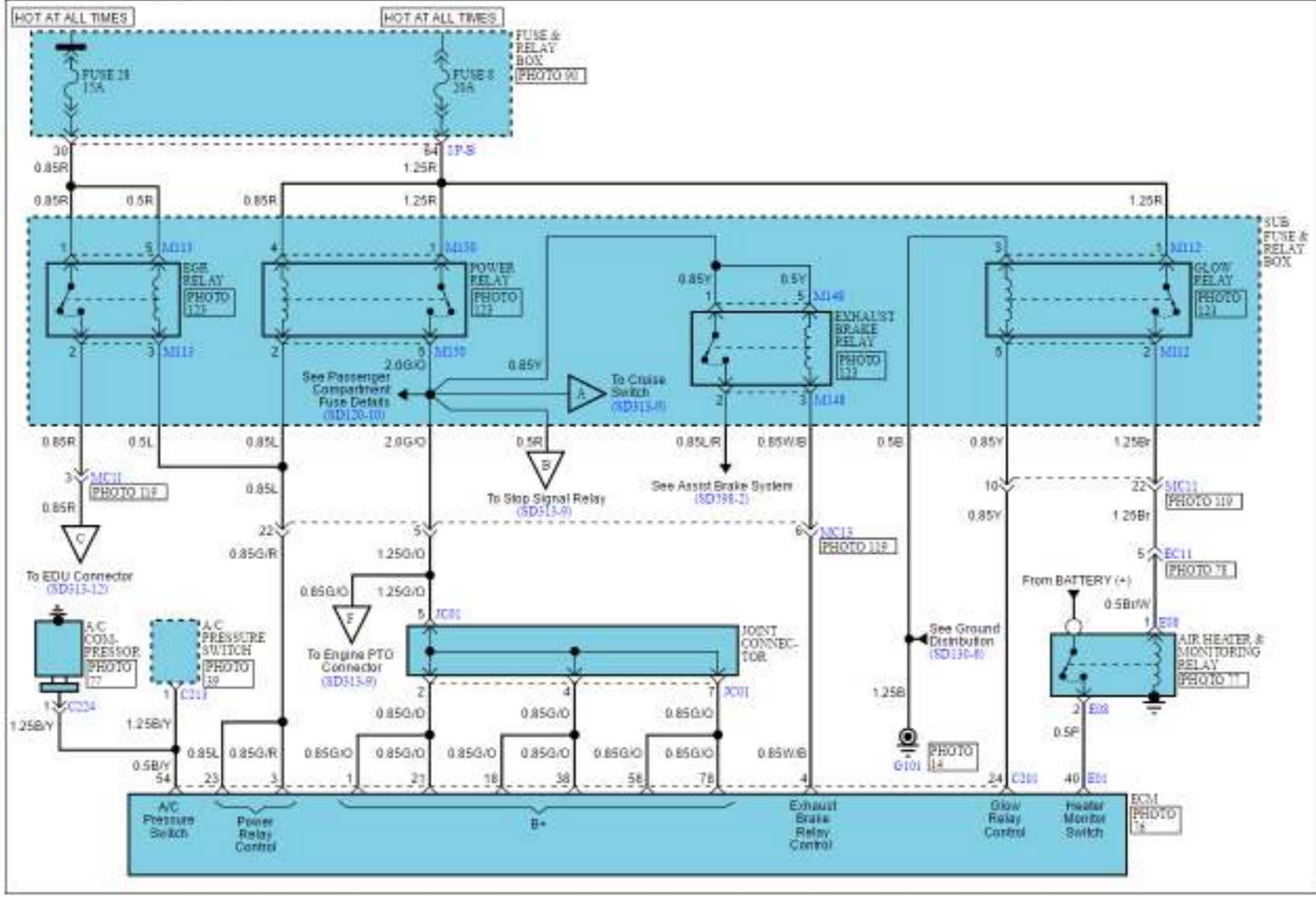
D6GA - Euro 2/3

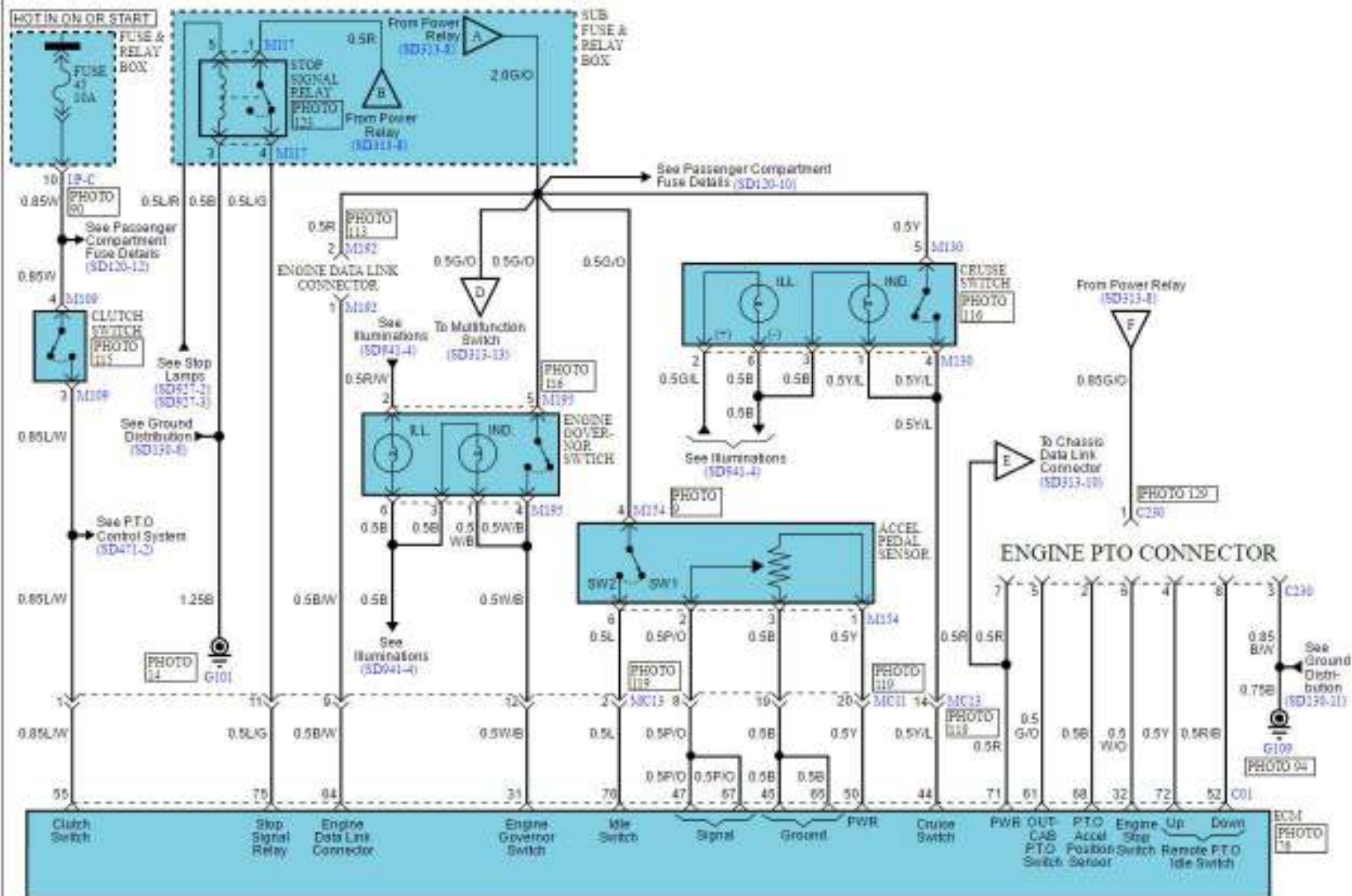


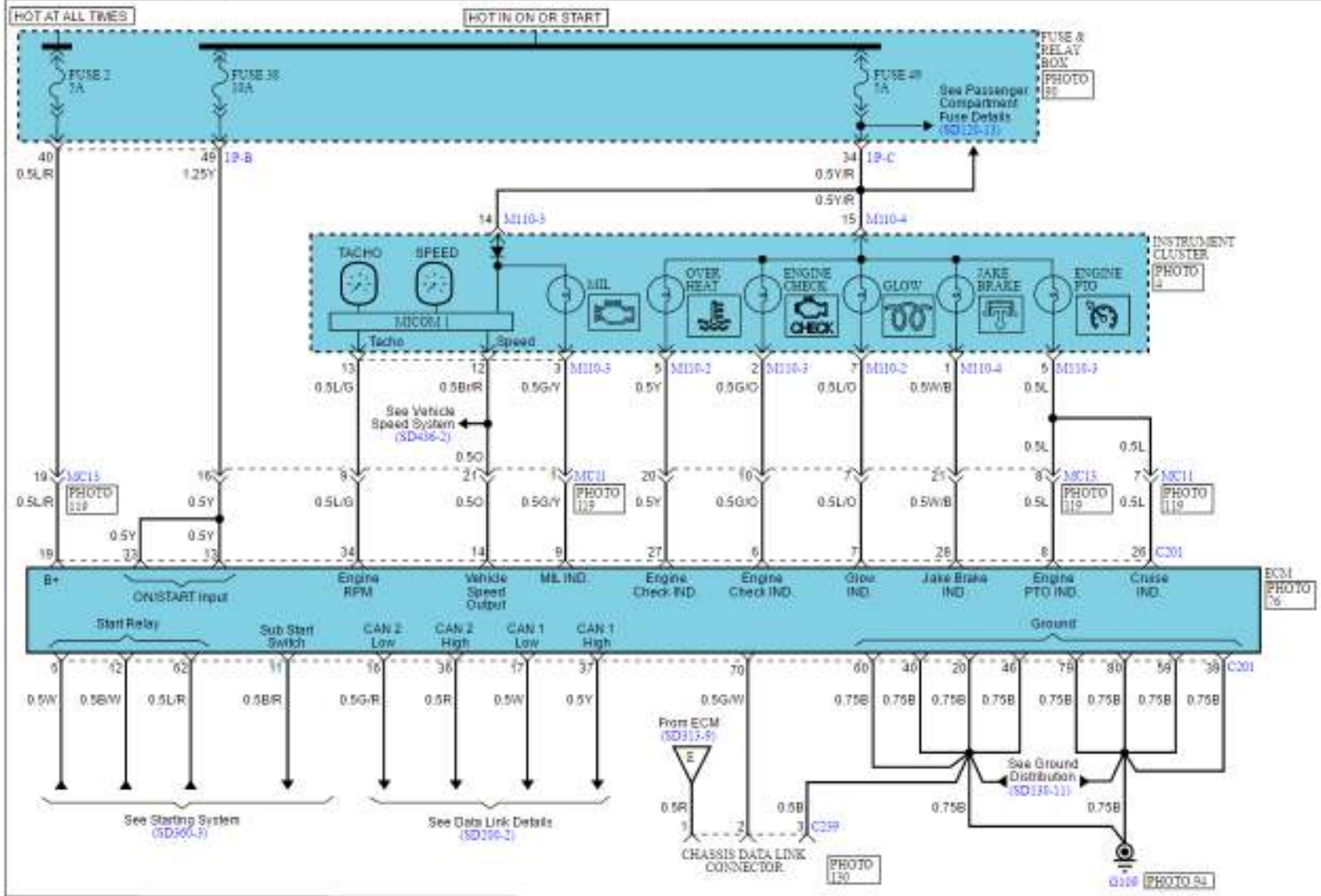
D6GA - Euro 4

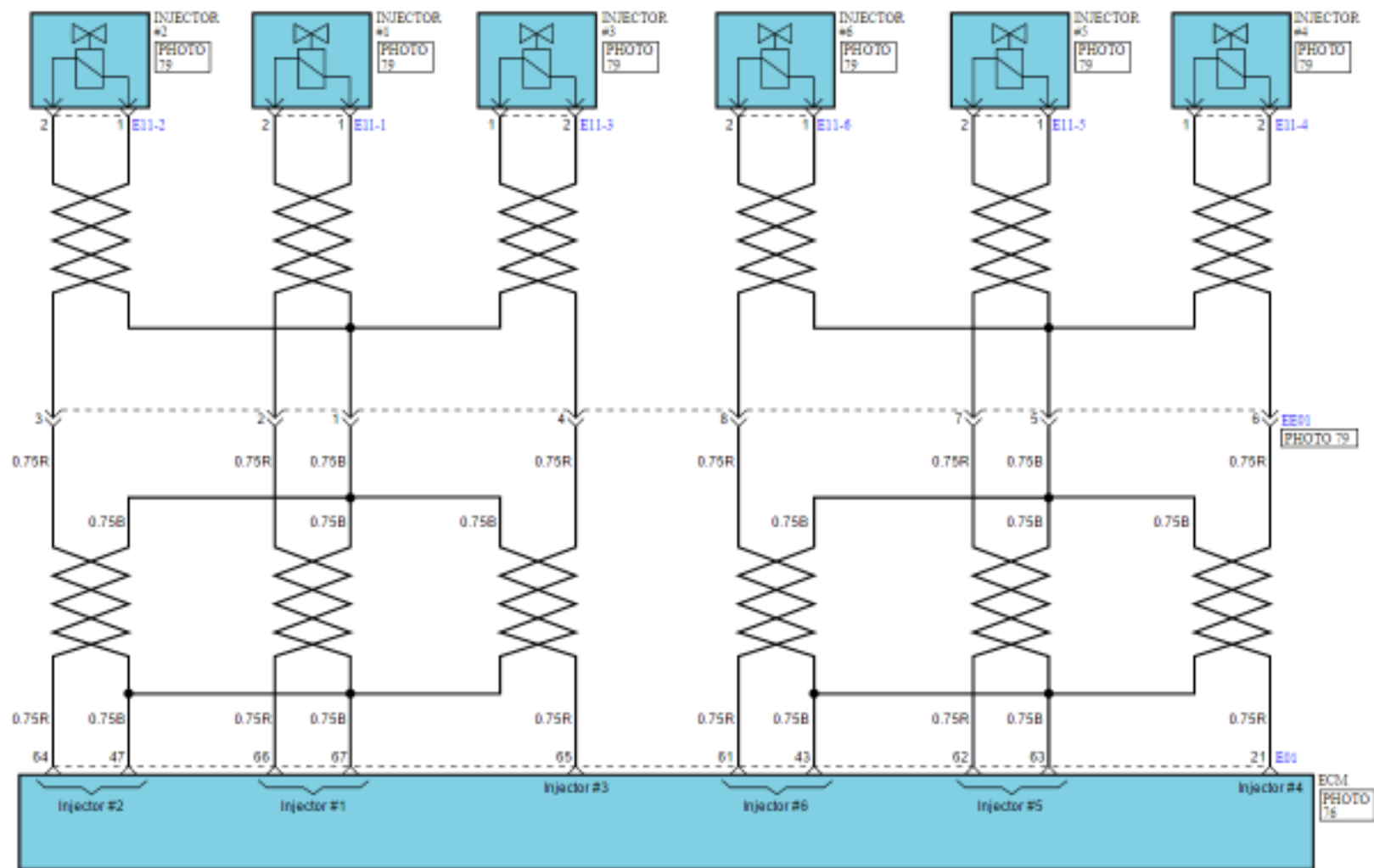


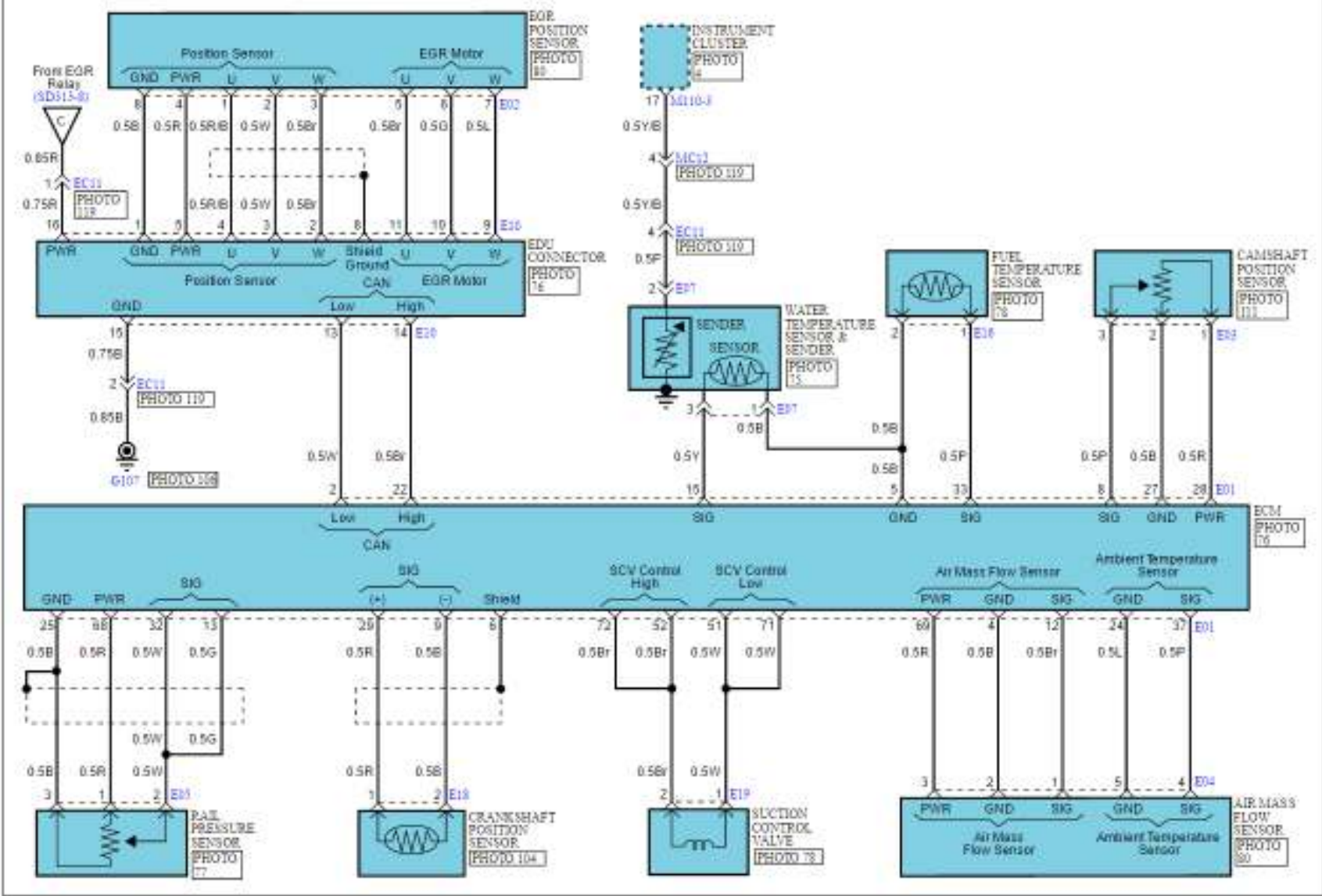
<p>C25-1</p>  <p>CR02P002</p>	<p>C25-2</p>  <p>CR01F000</p>	<p>C02</p>  <p>CR01M010</p>	<p>C03</p>  <p>CR01M000</p>																																																		
<p>C225</p>  <p>CR02P002</p>	<p>C262</p>  <p>CR01M010</p>	<p>D42-B</p> <table border="1" data-bbox="1176 462 1523 542"> <tr> <td>10</td><td>*</td><td>*</td><td>*</td><td>6</td><td>5</td><td>*</td><td>3</td><td>*</td><td>*</td> </tr> <tr> <td>20</td><td>19</td><td>18</td><td>*</td><td>*</td><td>15</td><td>14</td><td>13</td><td>12</td><td>*</td> </tr> </table> <p>CR00P001</p>	10	*	*	*	6	5	*	3	*	*	20	19	18	*	*	15	14	13	12	*	<p>M10-3</p> <table border="1" data-bbox="1601 462 1937 558"> <tr> <td>*</td><td>*</td><td>*</td><td>7</td><td>6</td><td>*</td><td>4</td><td>*</td><td>*</td><td>1</td> </tr> <tr> <td>20</td><td>*</td><td>18</td><td>17</td><td>16</td><td>15</td><td>14</td><td>13</td><td>12</td><td>11</td> </tr> </table> <p>CR00P021</p>	*	*	*	7	6	*	4	*	*	1	20	*	18	17	16	15	14	13	12	11										
10	*	*	*	6	5	*	3	*	*																																												
20	19	18	*	*	15	14	13	12	*																																												
*	*	*	7	6	*	4	*	*	1																																												
20	*	18	17	16	15	14	13	12	11																																												
<p>M35-4</p> <table border="1" data-bbox="336 694 683 790"> <tr> <td>10</td><td>*</td><td>8</td><td>*</td><td>6</td><td>5</td><td>4</td><td>3</td><td>2</td><td>*</td> </tr> <tr> <td>20</td><td>19</td><td>18</td><td>17</td><td>16</td><td>15</td><td>14</td><td>13</td><td>12</td><td>*</td> </tr> </table> <p>CR00P001</p>	10	*	8	*	6	5	4	3	2	*	20	19	18	17	16	15	14	13	12	*	<p>M35</p> <table border="1" data-bbox="873 694 985 798"> <tr> <td>1</td> </tr> <tr> <td>2</td> </tr> <tr> <td>5</td><td>4</td><td>3</td> </tr> </table> <p>CR00F011</p>	1	2	5	4	3	<p>M110-3</p> <table border="1" data-bbox="1176 694 1512 790"> <tr> <td>*</td><td>*</td><td>*</td><td>7</td><td>6</td><td>5</td><td>4</td><td>3</td><td>2</td><td>1</td> </tr> <tr> <td>20</td><td>19</td><td>18</td><td>17</td><td>16</td><td>15</td><td>14</td><td>13</td><td>12</td><td>11</td> </tr> </table> <p>CR00P021</p>	*	*	*	7	6	5	4	3	2	1	20	19	18	17	16	15	14	13	12	11	<p>M33</p> <table border="1" data-bbox="1713 694 1825 798"> <tr> <td>30</td> </tr> <tr> <td>87</td> </tr> <tr> <td>86</td><td>87</td><td>85</td> </tr> </table> <p>CR00F011</p>	30	87	86	87	85
10	*	8	*	6	5	4	3	2	*																																												
20	19	18	17	16	15	14	13	12	*																																												
1																																																					
2																																																					
5	4	3																																																			
*	*	*	7	6	5	4	3	2	1																																												
20	19	18	17	16	15	14	13	12	11																																												
30																																																					
87																																																					
86	87	85																																																			
Empty space for additional diagrams																																																					

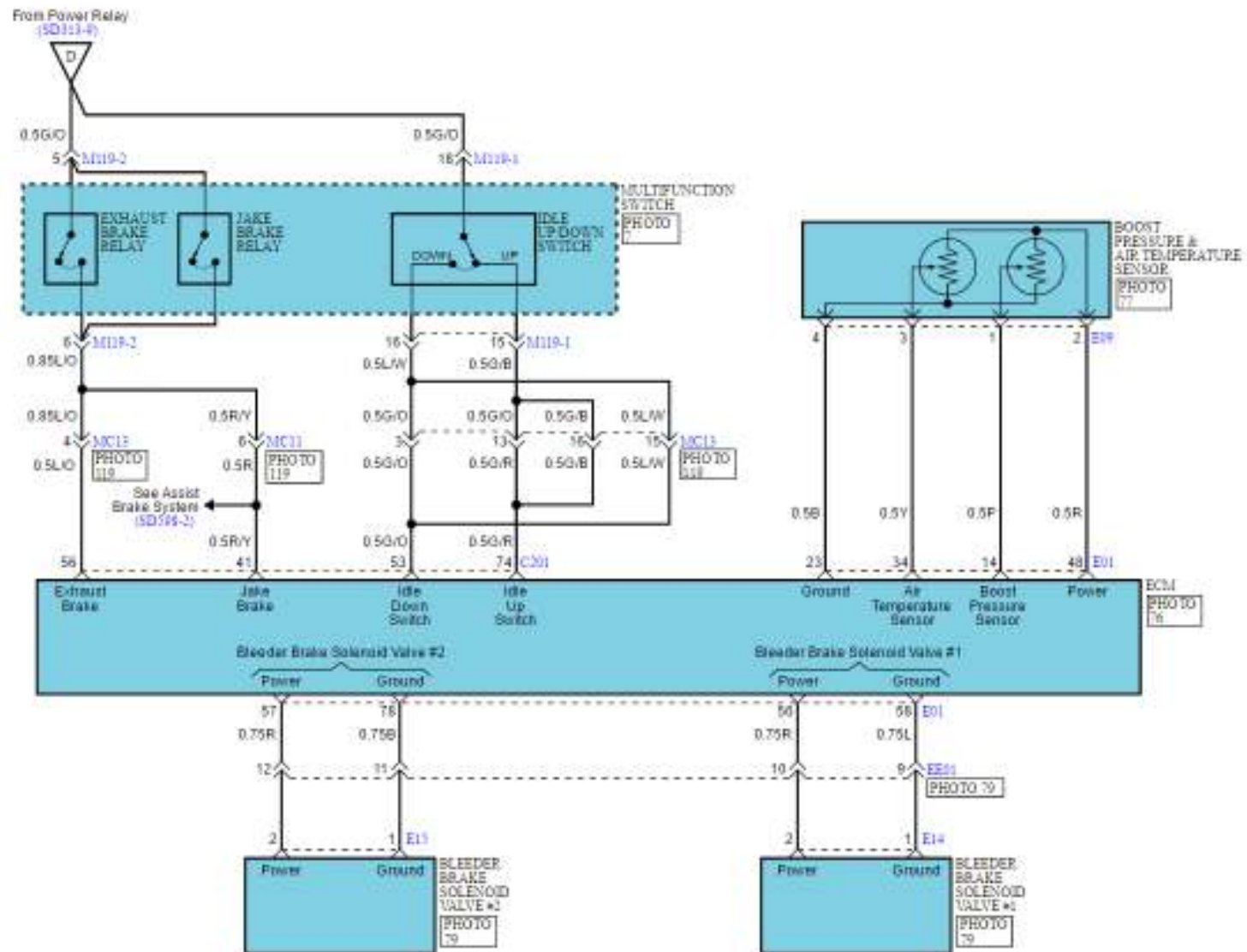


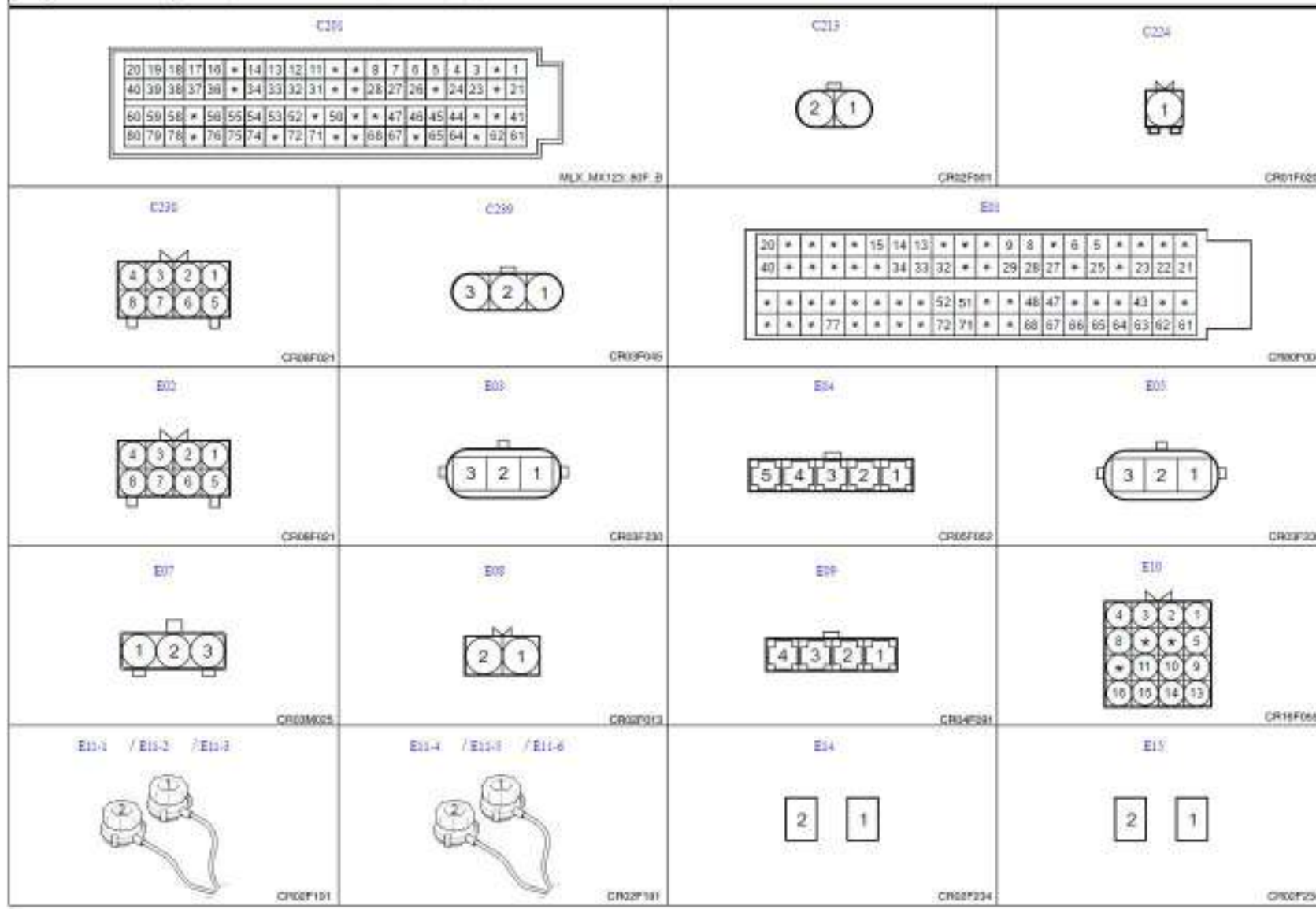



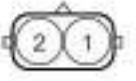

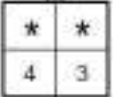
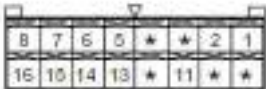
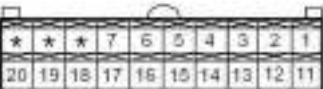
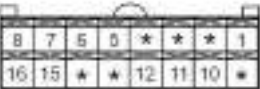
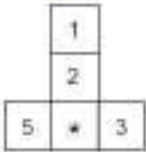
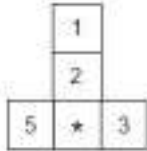
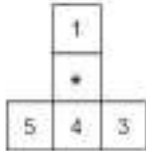
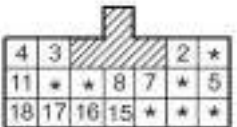
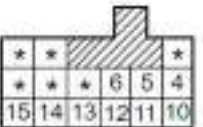
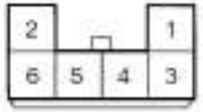
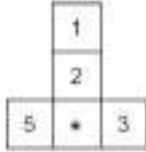
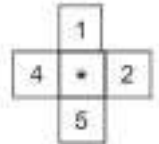

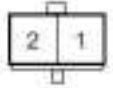
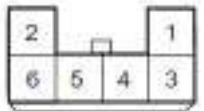


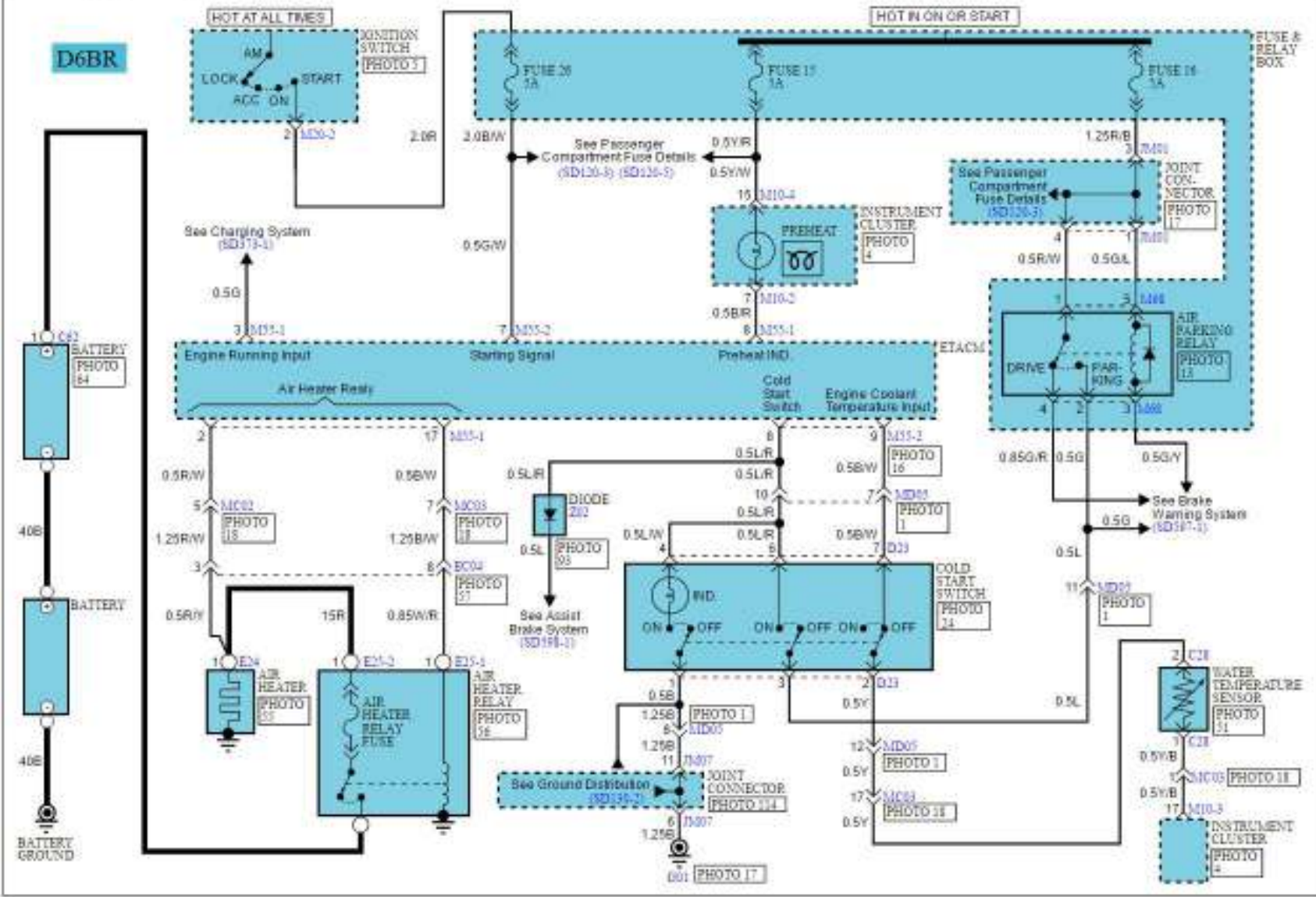







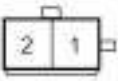

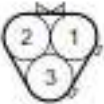
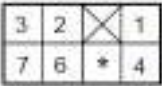





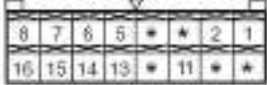
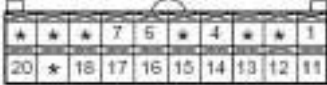
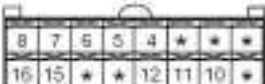
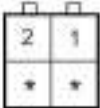
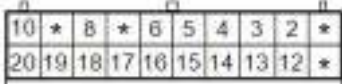
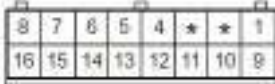
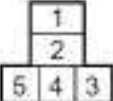
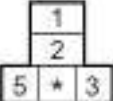
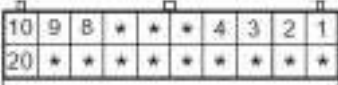


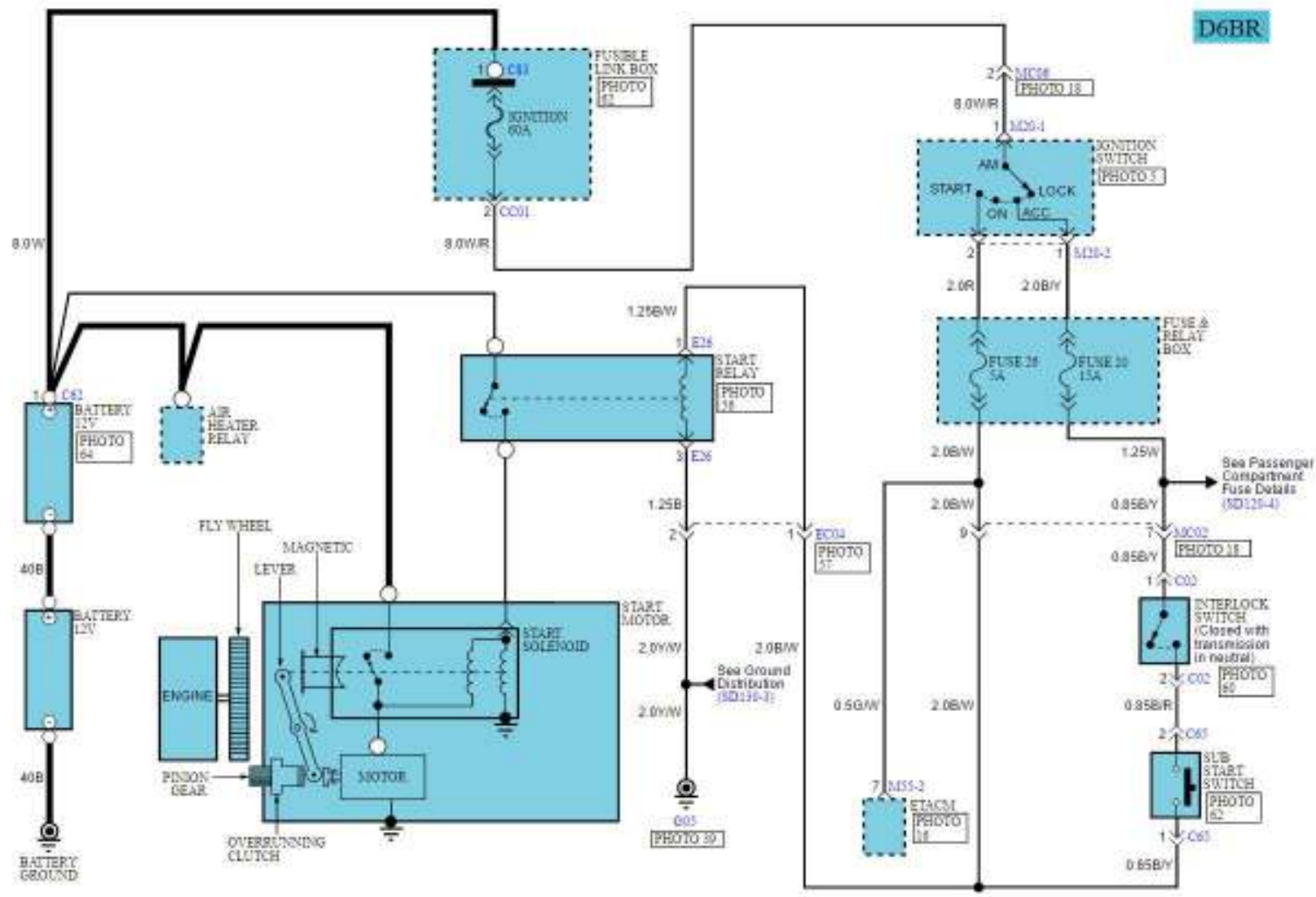
<p>E16</p>  <p>CR02F175</p>	<p>E18</p>  <p>CR02F184</p>	<p>E19</p>  <p>CR02F077</p>	<p>M109</p>  <p>CR04F001</p>
<p>M116-1</p>  <p>CR16F028</p>	<p>M119-3</p>  <p>CR00F021</p>	<p>M116-4</p>  <p>CR18F017</p>	<p>M112</p>  <p>CR02F051</p>
<p>M113</p>  <p>CR02F051</p>	<p>M117</p>  <p>CR02F051</p>	<p>M119-1</p>  <p>CR18F031</p>	<p>M119-2</p>  <p>CR18F022</p>
<p>M138</p>  <p>CR02F017</p>	<p>M148</p>  <p>CR02F051</p>	<p>M178</p>  <p>CR02F041</p>	<p>M154</p>  <p>AMP, E, M2, 09F, B</p>
<p>M181</p>  <p>CR02F048</p>	<p>M195</p>  <p>CR02F017</p>	<p>BLANK</p>	<p>BLANK</p>



Preheating System (4)

SD950-4




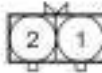



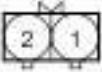

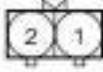


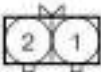


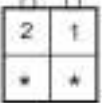
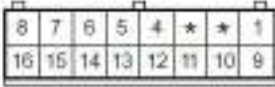
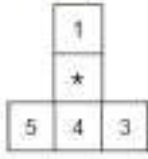

<p>C28</p>  <p>CR22F064</p>	<p>C103-1</p>  <p>CR02F066</p>	<p>C103-2 / C103-3 / C103-4</p>  <p>CR02F068</p>	<p>C103</p>  <p>CR03F228</p>
<p>D33</p>  <p>CR07F069</p>	<p>E34</p>  <p>CR01F065</p>	<p>E25-1</p>  <p>CR01F001</p>	<p>E25-2</p>  <p>CR01F026</p>
<p>E34</p>  <p>CR01F028</p>	<p>E37</p>  <p>CR01F066</p>	<p>M09-1</p>  <p>CR16F029</p>	<p>M10-3</p>  <p>CR22F021</p>
<p>M09-4</p>  <p>CR16F017</p>	<p>M20-2</p>  <p>CR04F036</p>	<p>M35-2</p>  <p>CR20F001</p>	<p>M35-3</p>  <p>CR16F002</p>
<p>M08</p>  <p>CR05F011</p>	<p>M79</p>  <p>CR06F011</p>	<p>M89</p>  <p>CR06F001</p>	<p>BLANK</p>



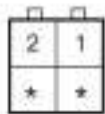
D6BR

See Passenger Compartment Fuse Details (SD125-4)

See Ground Distribution (SD110-3)

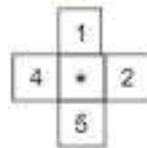
<p>C02</p>  <p>CR02F040</p>	<p>C03</p>  <p>CR01M010</p>	<p>C05</p>  <p>CR02F040</p>	<p>C05-1</p>  <p>CR02F040</p>
<p>C05-2</p>  <p>CR02F166</p>	<p>C03</p>  <p>CR01M010</p>	<p>C201</p>  <p>M.X.MX100_B0F_B</p>	
<p>C202</p>  <p>CR02F040</p>	<p>C202</p>  <p>CR01M010</p>	<p>E201</p>  <p>CR02F040</p>	<p>C206</p>  <p>CR01F000</p>
<p>C203</p>  <p>CR01M010</p>	<p>E20</p>  <p>CR02F040</p>	<p>E29</p>  <p>CR01F002</p>	<p>M20-1</p>  <p>CR02F068</p>
<p>M20-2</p>  <p>CR04F000</p>	<p>M25-2</p>  <p>CR16F002</p>	<p>M24</p>  <p>CR05F011</p>	<p>M20-3</p>  <p>CR02F068</p>

M126-2



CR04F030

M139



CR05F041

M197-L



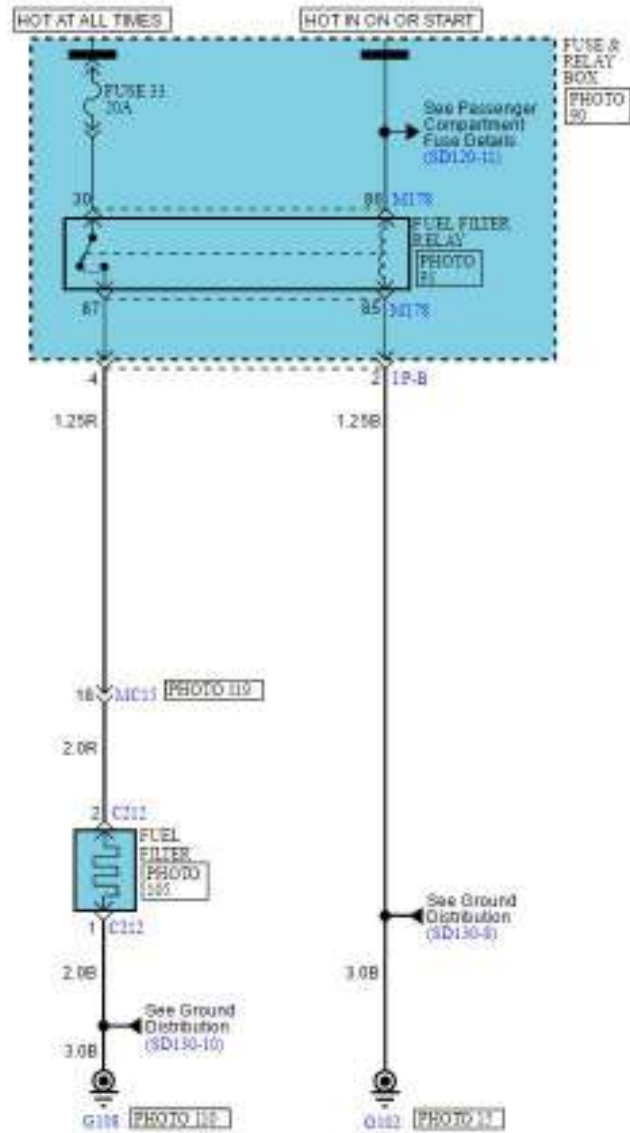
KET_0901_01F_W

M197-2

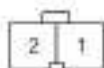


KET_0901_01M_W

D6GA

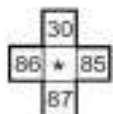


C212



CRO2F09

M378



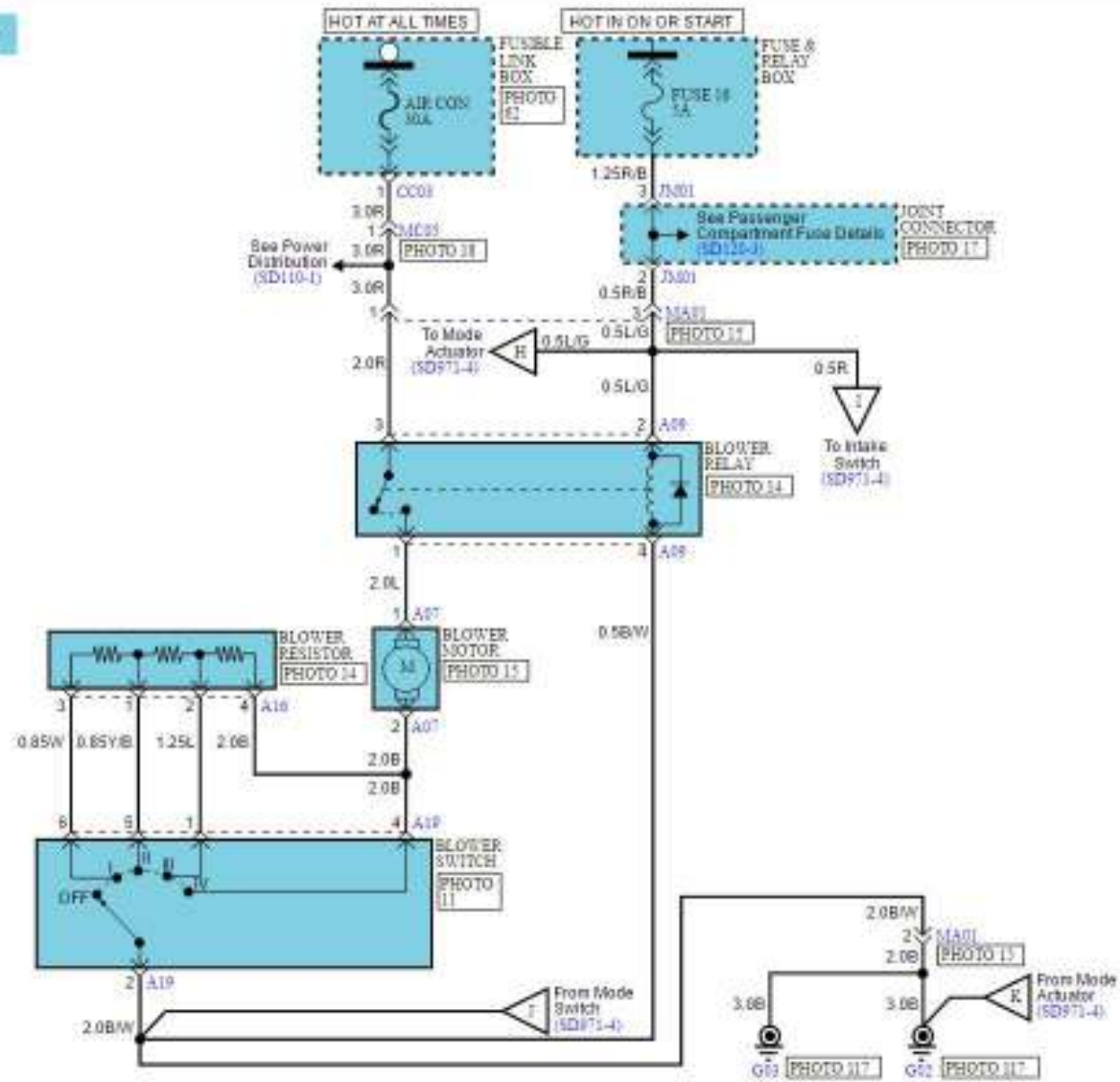
CRO2F019

BLANK

BLANK

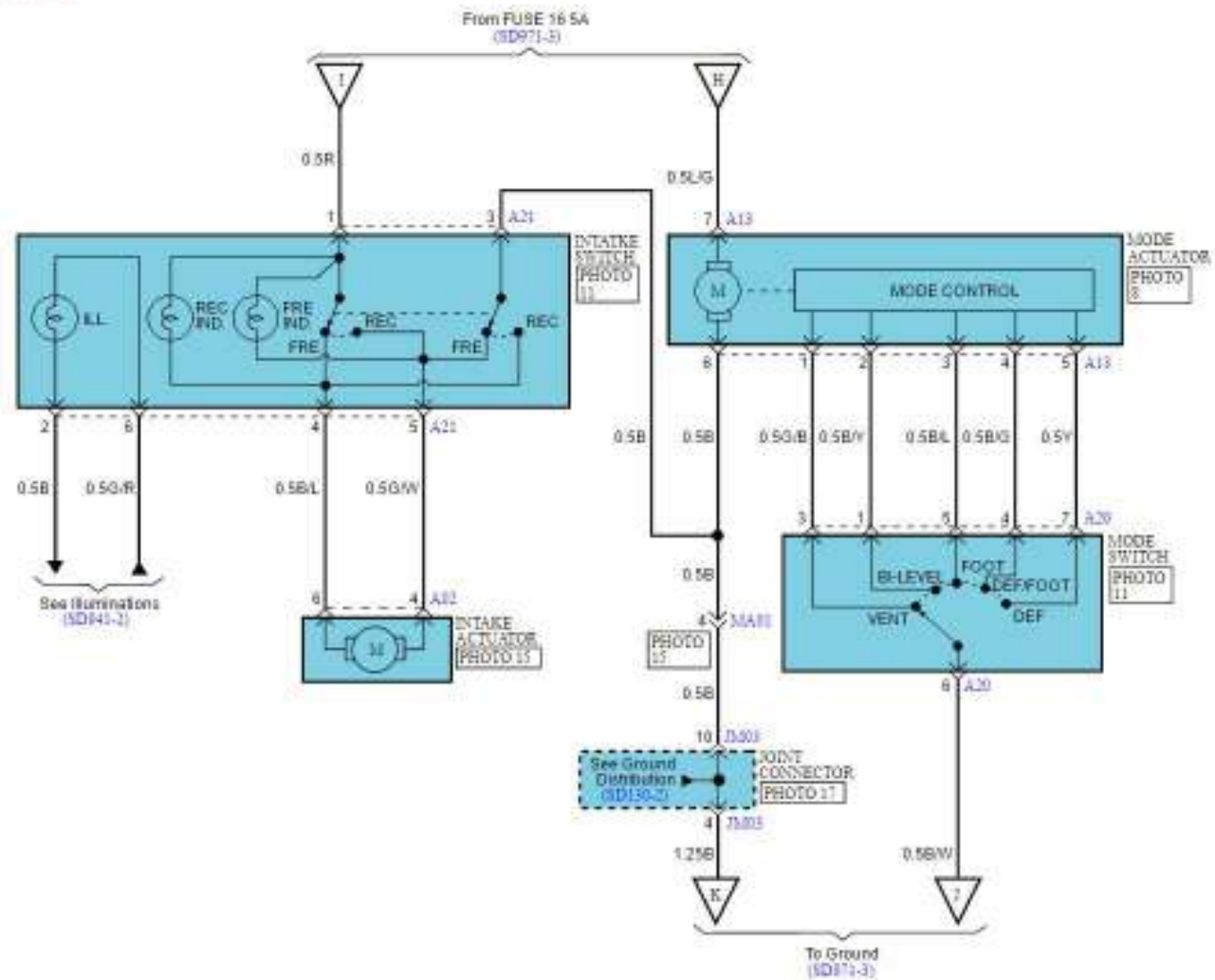
D6BR/KK-ENG

Non A/C



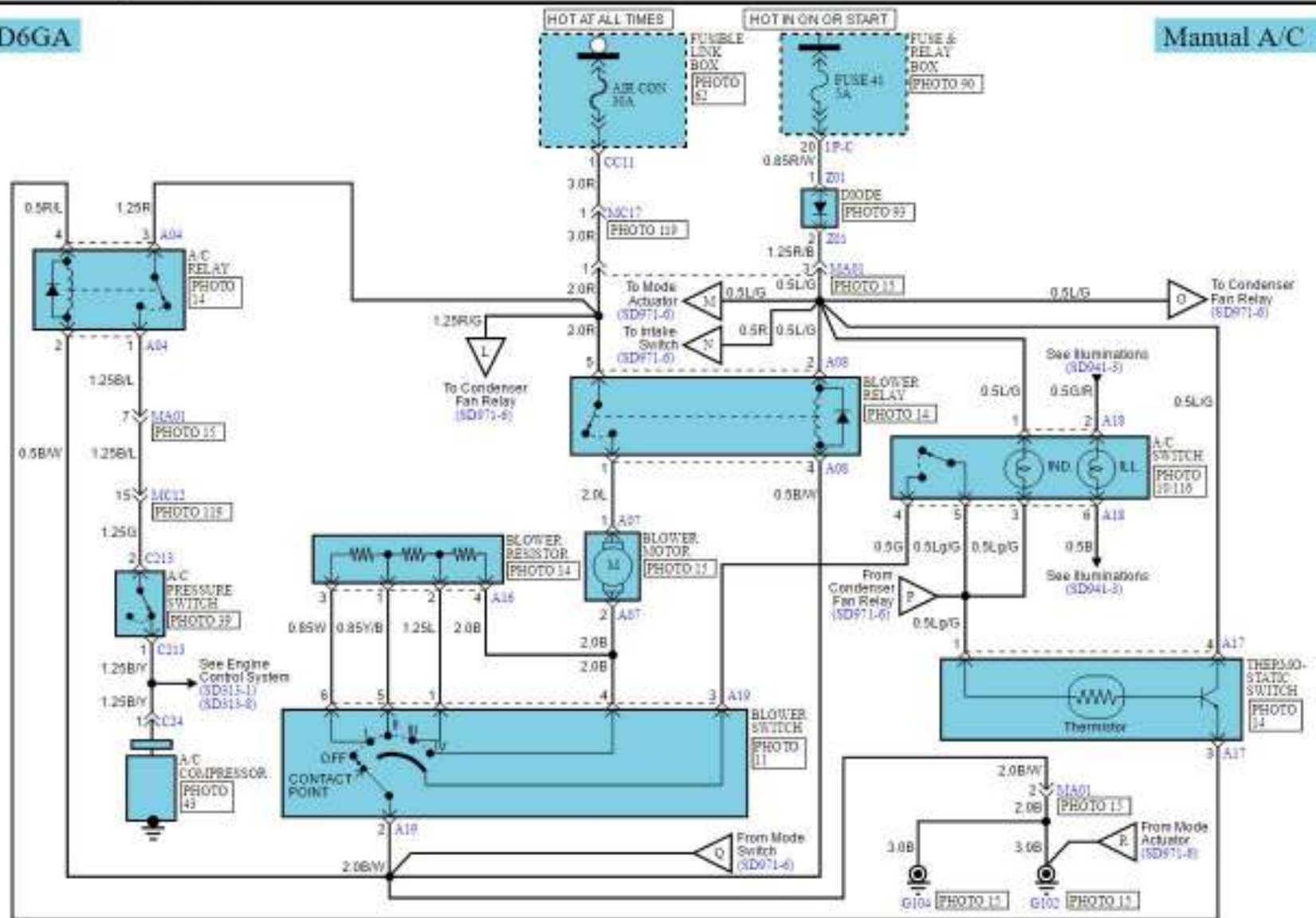
D6BR/KK-ENG

Non A/C



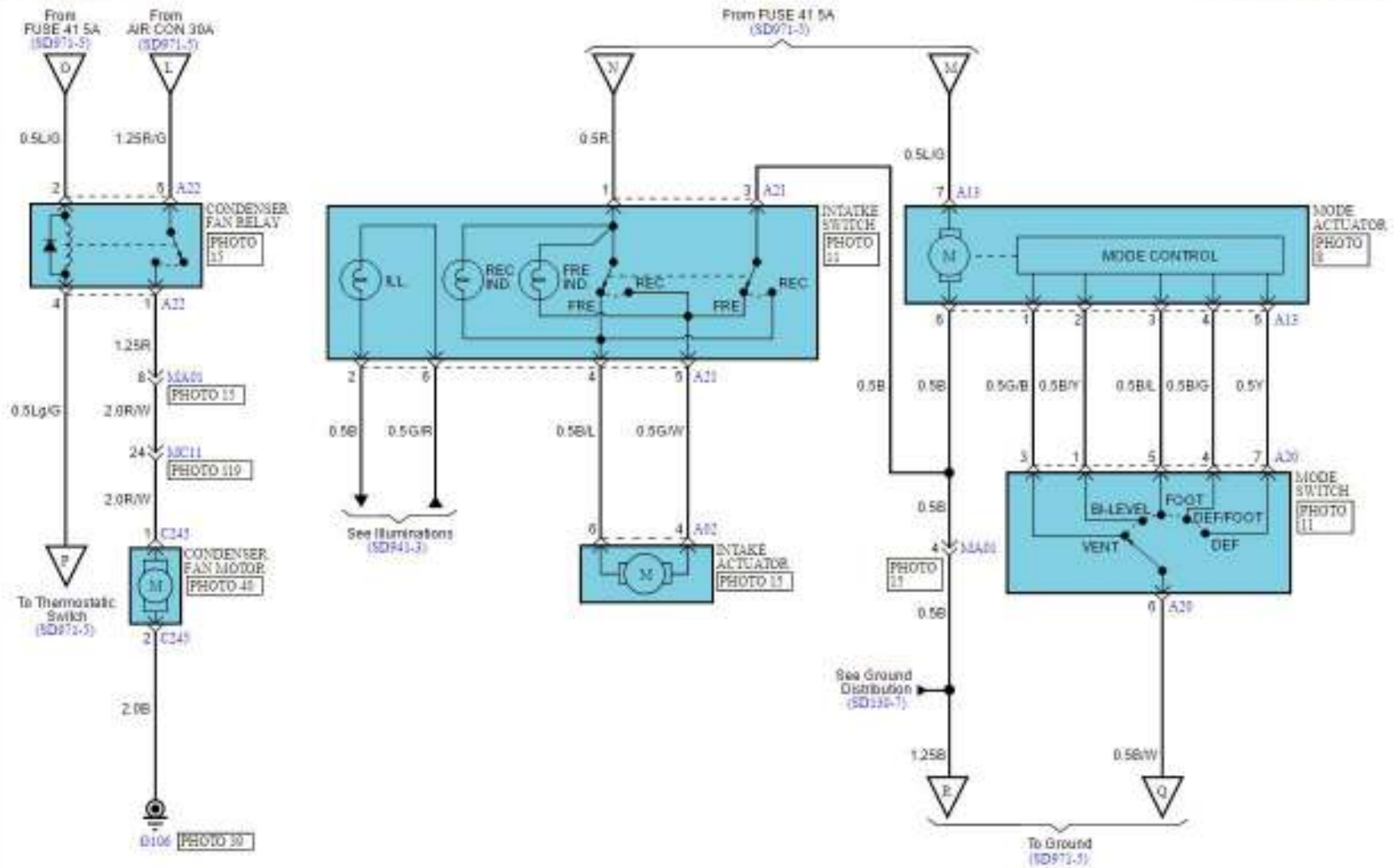
D6GA

Manual A/C



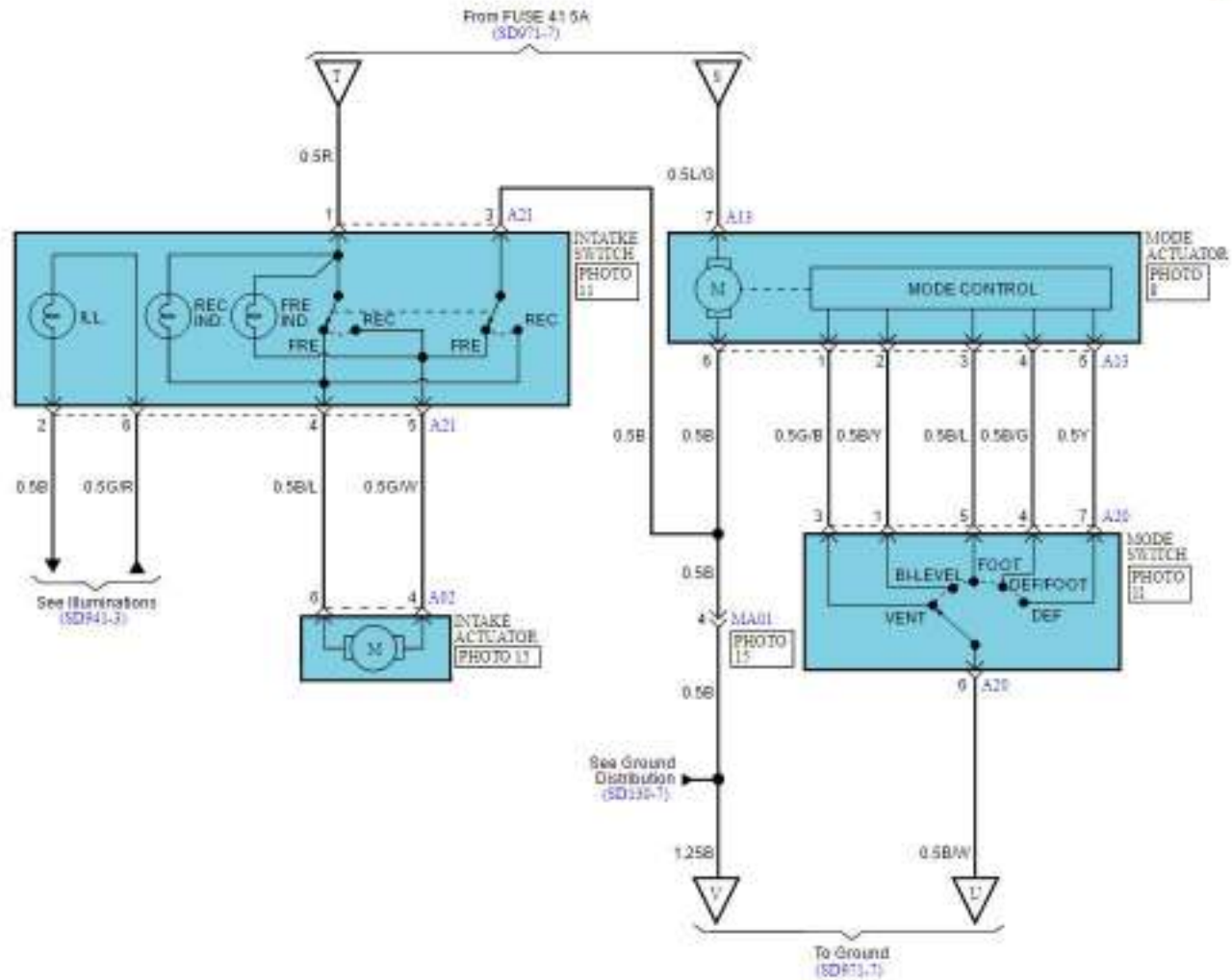
D6GA

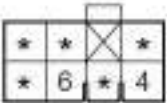
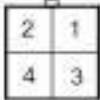

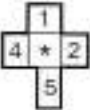
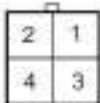
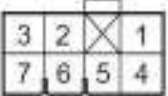
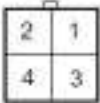
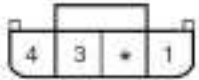
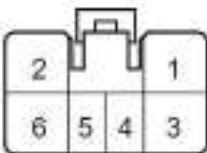


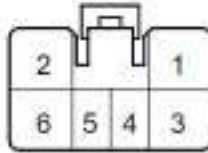
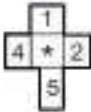





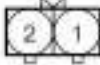
Manual A/C



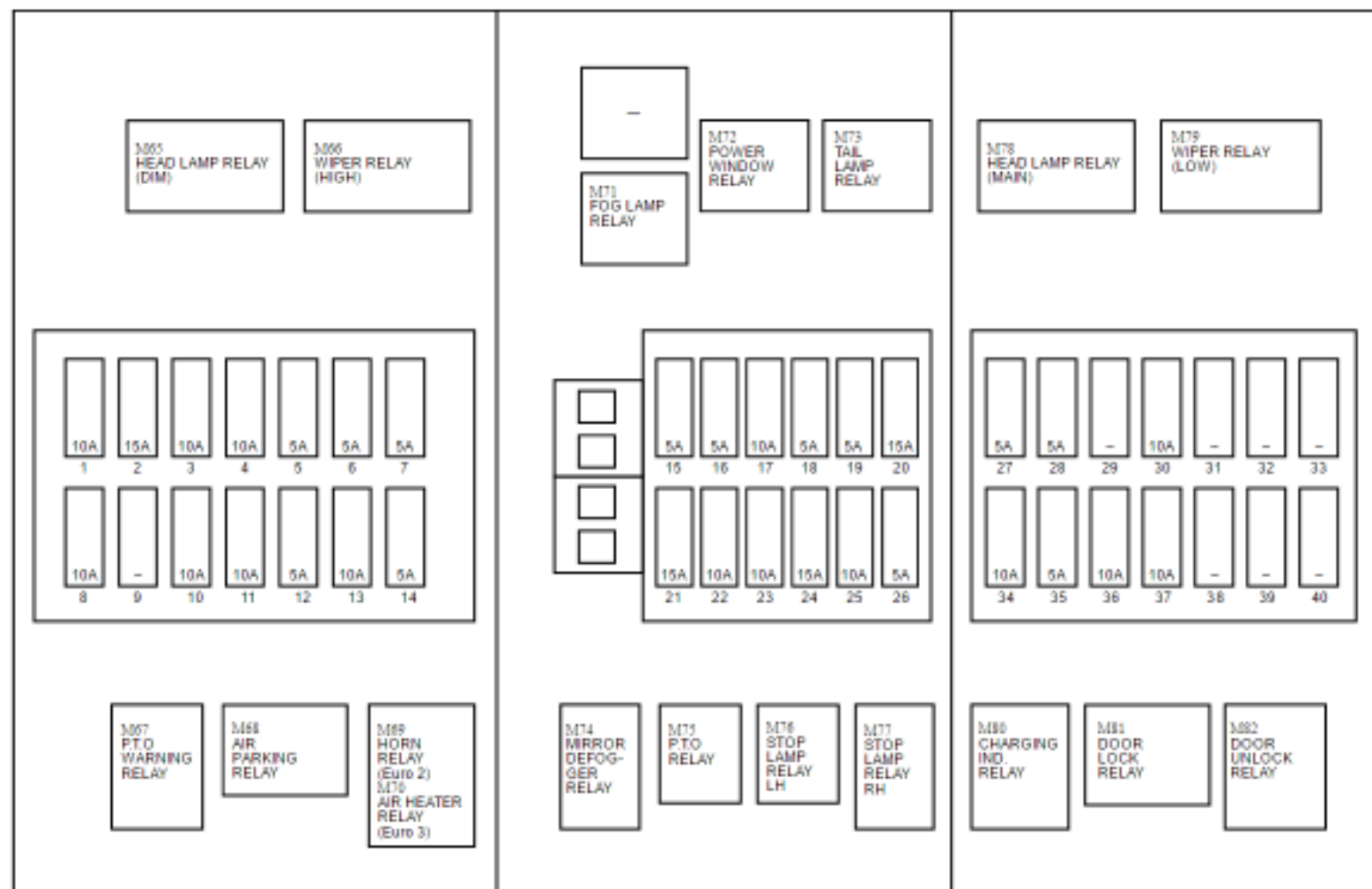
D6GA

Non A/C



<p>A01</p>  <p>CR07F017</p>	<p>A04</p>  <p>CR04F001</p>	<p>A07</p>  <p>CR02F013</p>	<p>A08</p>  <p>CR05F029</p>
<p>A09</p>  <p>CR04F001</p>	<p>A13</p>  <p>CR07F018</p>	<p>A16</p>  <p>CR04F001</p>	<p>A17</p>  <p>CR04F009</p>
<p>A18</p>  <p>CR06F060</p>	<p>A19</p>  <p>CR02F002</p>	<p>A20</p>  <p>CR07F017</p>	<p>A21</p>  <p>CR06F060</p>
<p>A22</p>  <p>CR05F029</p>	<p>C13</p>  <p>CR02F014</p>	<p>C24</p>  <p>CR01F025</p>	<p>C45</p>  <p>CR02F040</p>
<p>C23</p>  <p>CR02F014</p>	<p>C24</p>  <p>CR01F025</p>	<p>C27</p>  <p>CR02F040</p>	<p>BLANK</p>

FUSE & RELAY BOX (D6BR/KK-ENG)



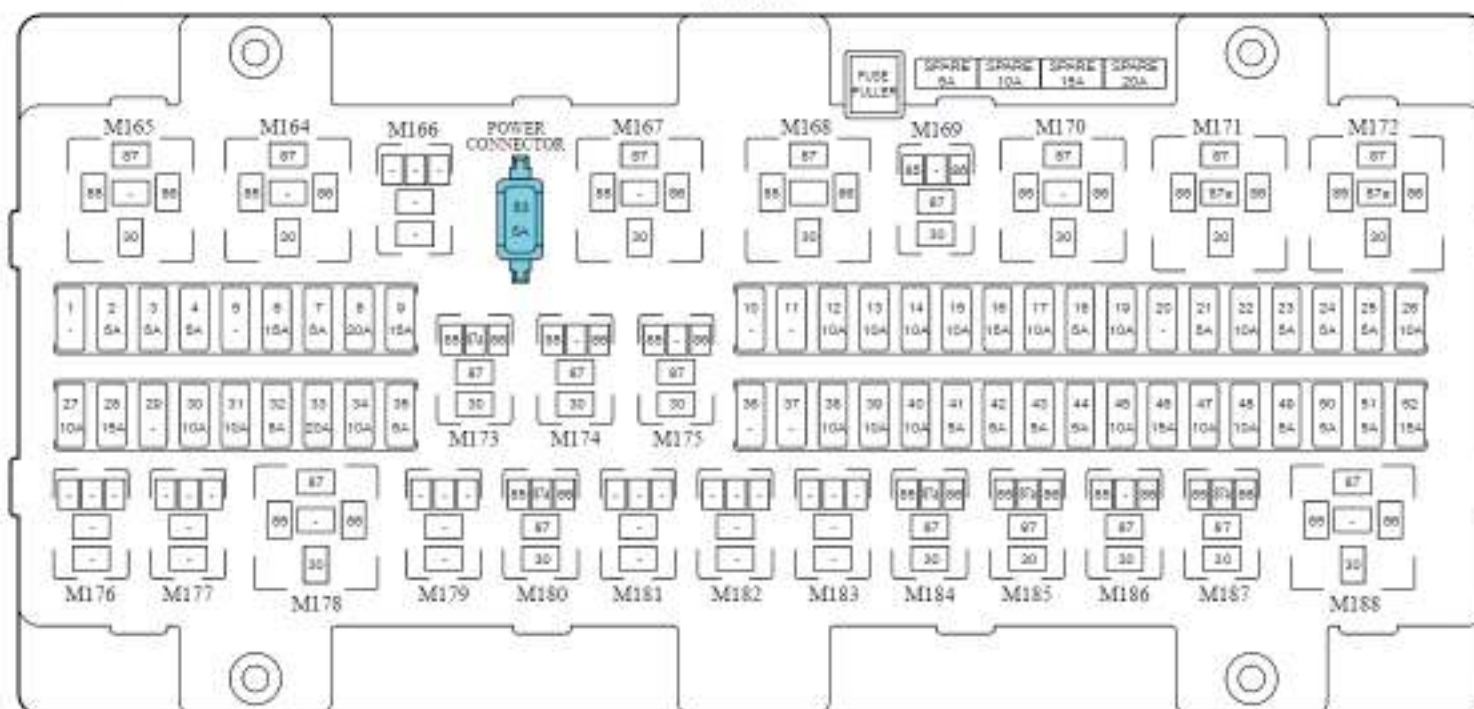
Circuit (Fuse & Relay Box - D6BR/KK-ENG)

Fuse	(A)	Circuit protected
1	10A	Spare Connector
2	15A	Upper Body Connector
3	10A	Wiper & Washer Motor, Wiper Relay (High/Low)
4	10A	Air Dryer
5	5A	ETACM, Air Heater Relay, Preheater Unit
6	5A	Head Lamp LH, Instrument Cluster
7	5A	Head Lamp RH
8	10A	Fog Lamp Relay
9	-	-
10	10A	Stop Lamp Relay LH/RH, Horn Relay, Horn
11	10A	Mirror Defogger Relay
12	5A	ETACM
13	5A	Instrument Cluster, Alarm Clock, Audio, Tachograph
14	5A	Data Link Connector
15	5A	Speedometer, Instrument Cluster, Key Hole ILL., Tachograph, High Speed Warning Buzzer
16	5A	Condenser Fan Relay, Blower Relay, Mode Actuator, A/C Switch, Thermostatic Switch, Intake Switch, Data Link Connector, Air Parking Relay
17	10A	Back-Up Lamp Switch, P.T.O Control Switch, Charging IND. Relay, Clutch Pedal Position Switch, P.T.O Relay, Mirror Defogger Relay, Alternator, Vehicle Speed Sensor
18	5A	Head lamp LH
19	5A	Head lamp RH
20	15A	Audio, Cigarette Lighter, Alarm Clock, Interlock Switch
21	15A	Tail Lamp Relay
22	10A	Flasher Unit
23	10A	Fluorescent Lamp, Room Lamp, Bedroom Lamp
24	15A	Power Window Main Switch
25	10A	Power Window Switch RH
26	5A	ETACM, Start Relay, Sub Start Switch
27	5A	ABS Control Module, Endurance Brake Relay
28	5A	Head Lamp Relay (Main/Dim)
29	-	-
30	10A	Working Lamp Switch
31	-	-
32	-	-
33	-	-
34	10A	Door Lock/Unlock Relay
35	5A	ETACM
36	10A	Concent. Power Window Relay
37	10A	ABS Control Module

※ USE THE DESIGNATED FUSE ONLY

FUSE & RELAY BOX (D6GA)

< FRONT >



No.	RELAY NAME	TYPE
M164	Stop Lamp Relay RH	PLUG MINI
M165	Stop Lamp Relay LH	PLUG MINI
M166	-	PLUG MICRO
M167	Head Lamp Relay (High)	PLUG MINI
M168	Head Lamp Relay (Low)	PLUG MINI
M169	Mirror Defogger Relay	PLUG MICRO
M170	Power Window Relay	PLUG MINI
M171	Wiper Relay (Low)	PLUG MINI
M172	Wiper Relay (High)	PLUG MINI

No.	RELAY NAME	TYPE
M173	Door Lock Relay	PLUG MICRO
M174	Horn Relay	PLUG MICRO
M175	Fog Lamp Relay	PLUG MICRO
M176	-	PLUG MICRO
M177	-	PLUG MICRO
M178	Fuel Filter Relay	PLUG MINI
M179	-	PLUG MICRO
M180	Door Unlock Relay	PLUG MICRO
M181	-	PLUG MICRO

No.	RELAY NAME	TYPE
M182	-	PLUG MICRO
M183	-	PLUG MICRO
M184	Parking Brake Relay	PLUG MICRO
M185	Working Lamp Relay	PLUG MICRO
M186	PTO Warning Relay	PLUG MICRO
M187	PTO Relay	PLUG MICRO
M188	Tail Lamp Relay	PLUG MINI

※ USE THE DESIGNATED FUSE & RELAY ONLY

Circuit (Fuse & Relay Box - D6GA)

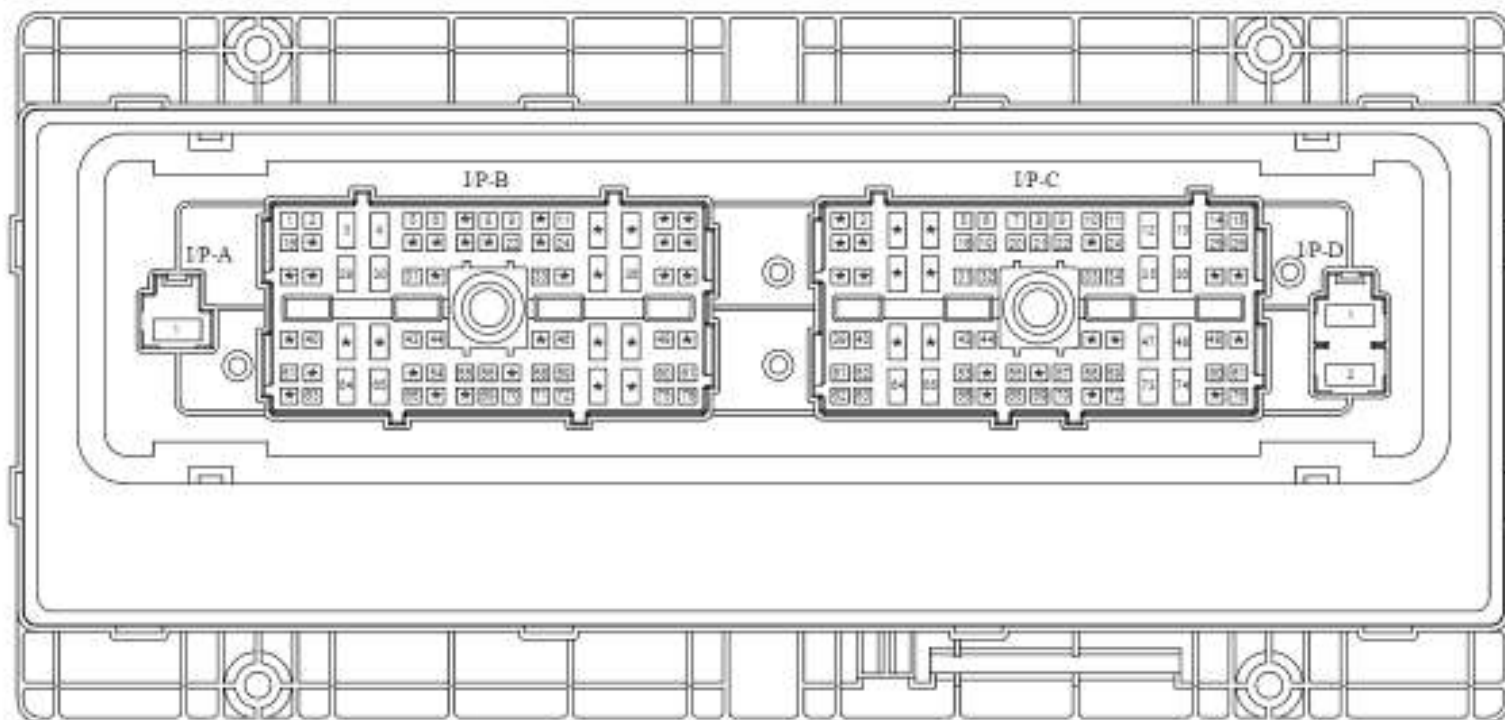
Fuse	(A)	Circuit Protected
1	-	-
2	5A	ECM
3	5A	Stop Lamp Relay RH
4	5A	Data Link Connector, Tachograph
5	-	-
6	15A	ABS Control Module
7	5A	Stop Lamp Relay LH
8	20A	Sub Fuse & Relay Box (Power Relay, Glow Relay)
9	15A	Power Window Main Switch
10	-	-
11	5A	Sub Fuse & Relay Box (Power Relay)
12	10A	Fog Lamp Relay
13	10A	Head Lamp LH, Instrument Cluster
14	10A	Head Lamp RH
15	10A	Head Lamp RH
16	15A	Mirror Defogger Relay
17	10A	Head Lamp LH
18	5A	Bed Room Lamp
19	10A	Power Window Relay, Concert
20	-	-
21	5A	Stop Lamp LHRH
22	10A	Flasher Unit
23	5A	ETACM
24	5A	Rear Fog Lamp Controller
25	5A	Fluorescent Lamp, Room Lamp
26	10A	Wiper Relay (Low)/(High), Wiper Motor, Washer Motor
27	10A	Horn Relay, Horn
28	15A	Sub Fuse & Relay Box (EGR Relay)
29	-	-
30	10A	Power Window Main Switch, Power Window Switch RH
31	10A	Cigarette Lighter

Fuse	(A)	Circuit Protected
32	5A	Alarm Clock, Audio
33	20A	Fuel Filter Relay
34	10A	Door Lock/Unlock Relay
35	5A	Start Jump Connector
36	-	-
37	-	-
38	10A	ECM
39	10A	Air Dryer
40	10A	Back-Up Lamp Switch
41	5A	Blower Relay, Condenser Fan Relay, Mode Actuator, Thermostatic Switch, Intake Switch, A/C Switch, Parking Brake Relay.
42	5A	Head Lamp LHRH, Head Lamp Leveling Device Switch
43	5A	ETACM
44	5A	ABS Control Module
45	10A	ASR OFF Switch, Working Lamp Switch, Clutch Switch
46	15A	Upper Body Connector, Spare Connector
47	10A	PTO Control Switch, PTO Relay, Alternator, Charge IND. Relay
48	10A	Spare Connector
49	5A	Instrument Cluster, Vehicle Speed Sensor, Tachograph, High Speed Warning Buzzer, Speedometer
50	5A	Fog Lamp Relay, Side Repeater Lamp LH, Rear Combination Lamp RH, License Lamp RH, Tachograph, Intake Switch, A/C Switch, Instrument Cluster, Mirror Defogger Switch, Cigarette Lighter, Hazard Switch, ASR OFF Switch, Alarm Clock, Cruise Switch, Fog Lamp Switch, Engine Governor Switch, PTO Switch, Power Window Main Switch, Rear Fog Lamp Switch, Speedometer
51	5A	Side Repeater Lamp RH, Front Turn Signal Lamp LHRH, Audio, Clearance Lamp LHRH, Rear Combination Lamp LH, Power Window Switch RH, Head Lamp RH, License Lamp RH
52	15A	Tail Lamp Relay
53	5A	POWER CONNECTOR Audio, Instrument Cluster, Key Hole ILL., Alarm Clock

※ USE THE DESIGNATED FUSE & RELAY ONLY

Circuit (Fuse & Relay Box - D6GA)

< REAR >



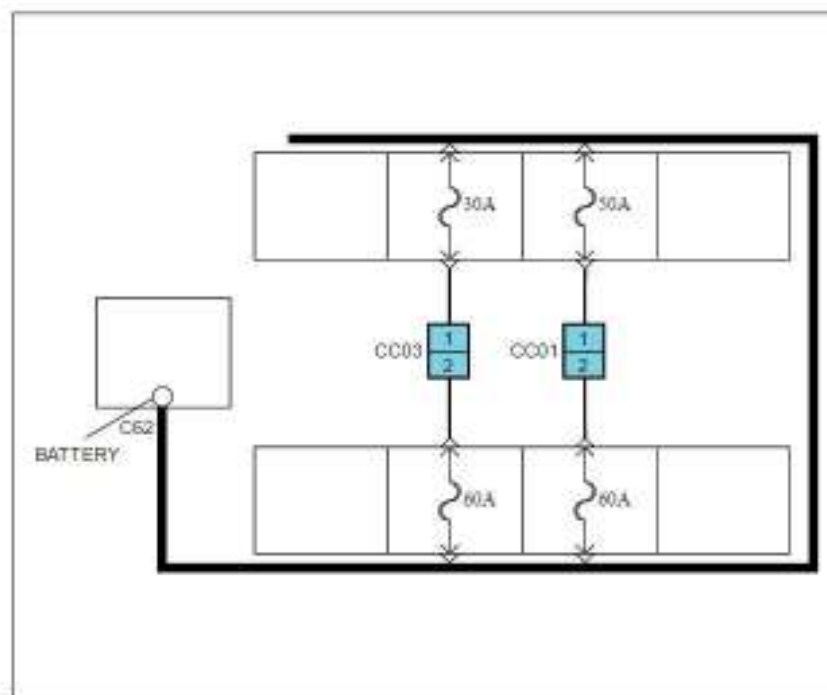
※ USE THE DESIGNATED FUSE & RELAY ONLY.

FUSIBLE LINK BOX (D6BR/KK-ENG)

-	AIR CON 30A	ALTERNATOR 50A	SPARE 50A
---	----------------	-------------------	--------------

※ USE THE DESIGNATED FUSE ONLY

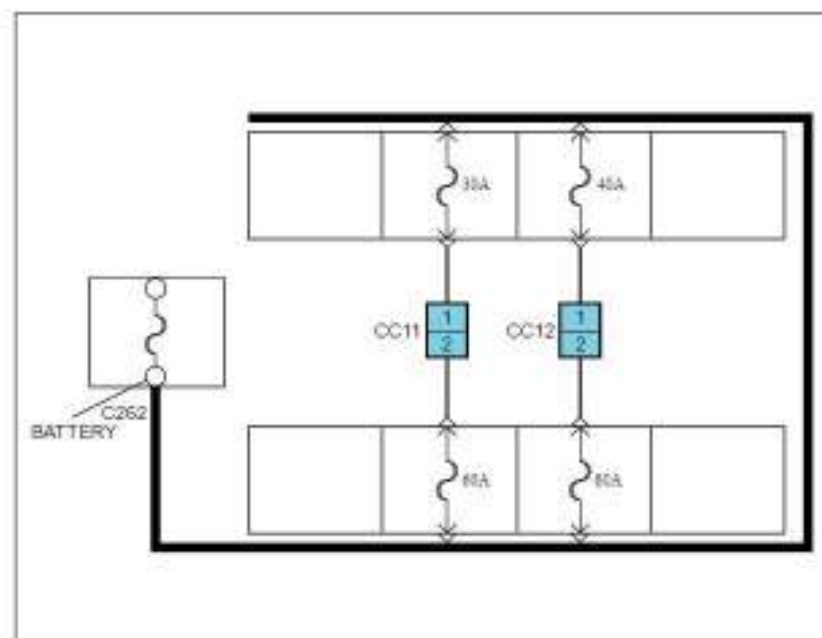
-	POWER B+ 60A	IGNITION 60A	SPARE 60A
---	-----------------	-----------------	--------------



	AIR CON	IGNITION	POWER B+	ALTERNATOR
(A)	30A	60A	60A	60A
Circuit Protected	BLOWER & A/C	IGNITION SWITCH	FUSE & RELAY BOX	ALTERNATOR

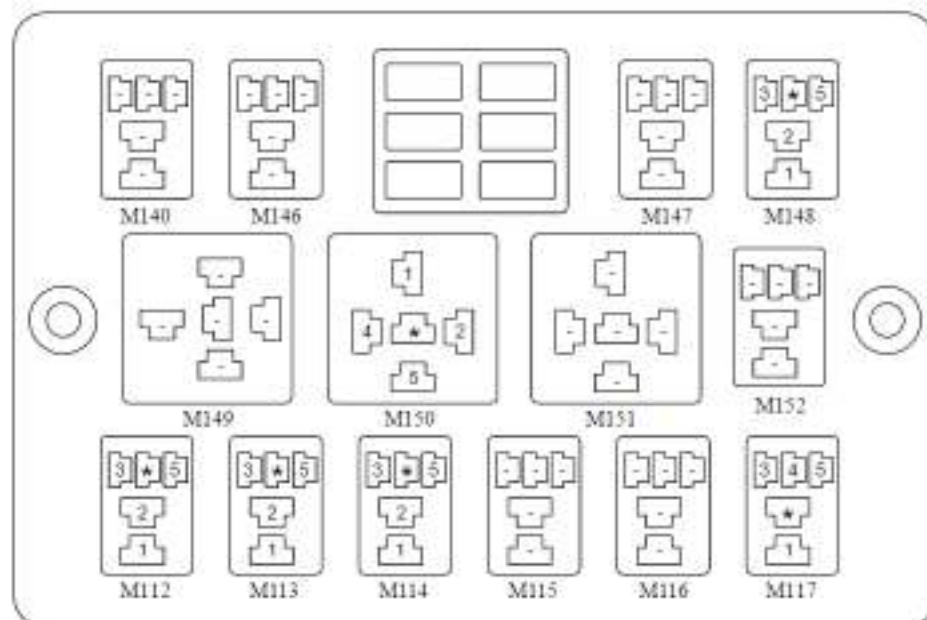
FUSIBLE LINK BOX (D6GA)

CAB TILT'G 40A (Not Used)	AIR CON 30A	POWER (B+) 40A	MOTOR 40A (Not Used)
※ USE THE DESIGNATED FUSE ONLY			
ALTERNATOR 60A (Not Used)	IGNITION 60A	POWER (B+) 60A	SPARE (60A)



	AIR CON	IGNITION	POWER B+	ALTERNATOR
(A)	30A	60A	60A	60A
Circuit Protected	BLOWER & A/C	IGNITION SWITCH	FUSE & RELAY BOX	ALTERNATOR

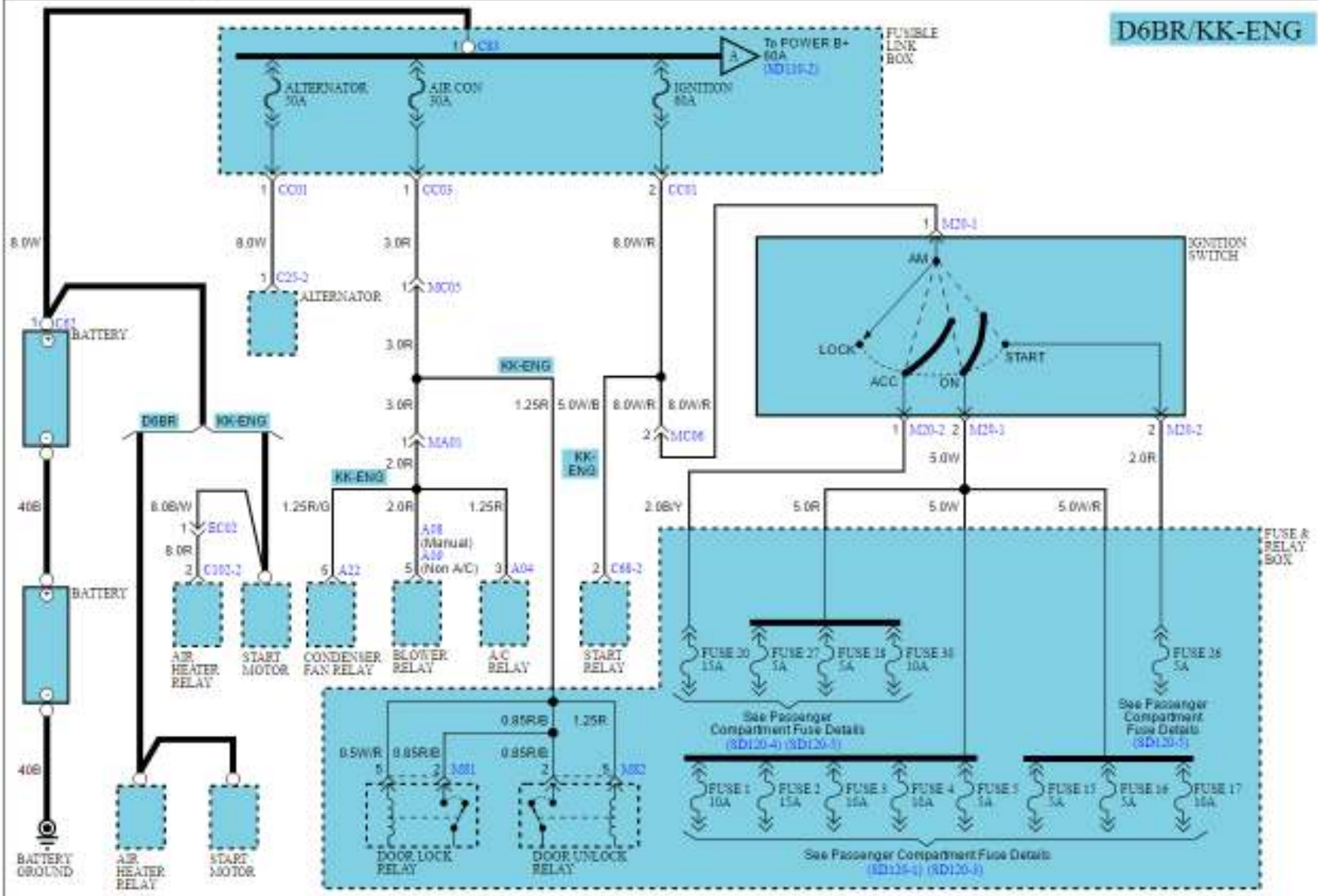
SUB FUSE & RELAY BOX (D6GA)



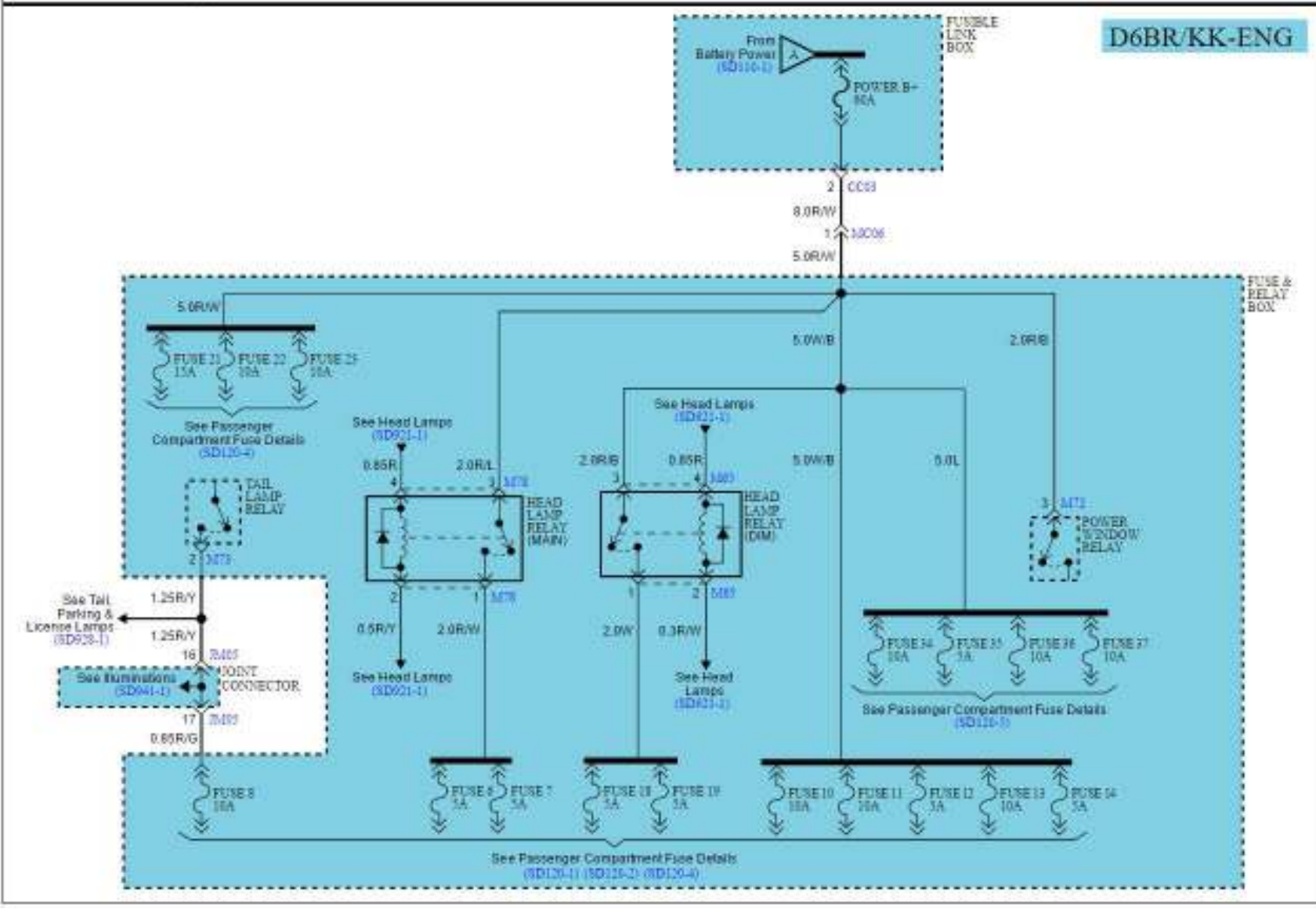
No	Relay Name	TYPE
M112	Glow Relay	PLUG MICRO
M113	EGR Relay	PLUG MICRO
M114	Sub Start Relay	PLUG MICRO
M115	-	PLUG MICRO
M116	-	PLUG MICRO
M117	Stop Signal Relay	PLUG MICRO
M140	-	PLUG MICRO
M146	-	PLUG MICRO
M147	-	PLUG MICRO
M148	Exhaust Brake Relay	PLUG MICRO
M149	-	PLUG MINI
M150	Power Relay	PLUG MINI
M151	-	PLUG MINI
M152	-	PLUG MICRO

※ USE THE DESIGNATED FUSE & RELAY ONLY

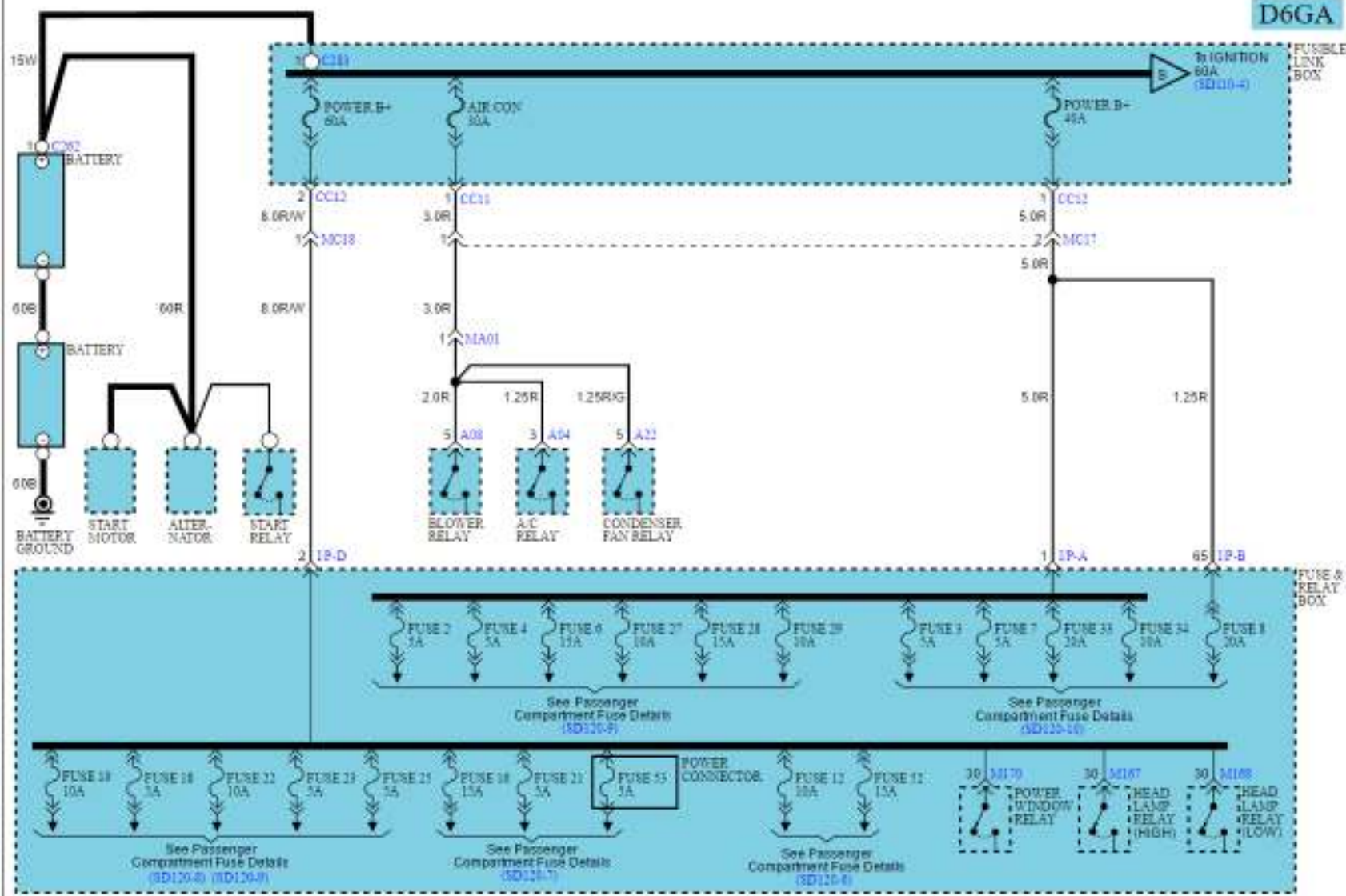
D6BR/KK-ENG



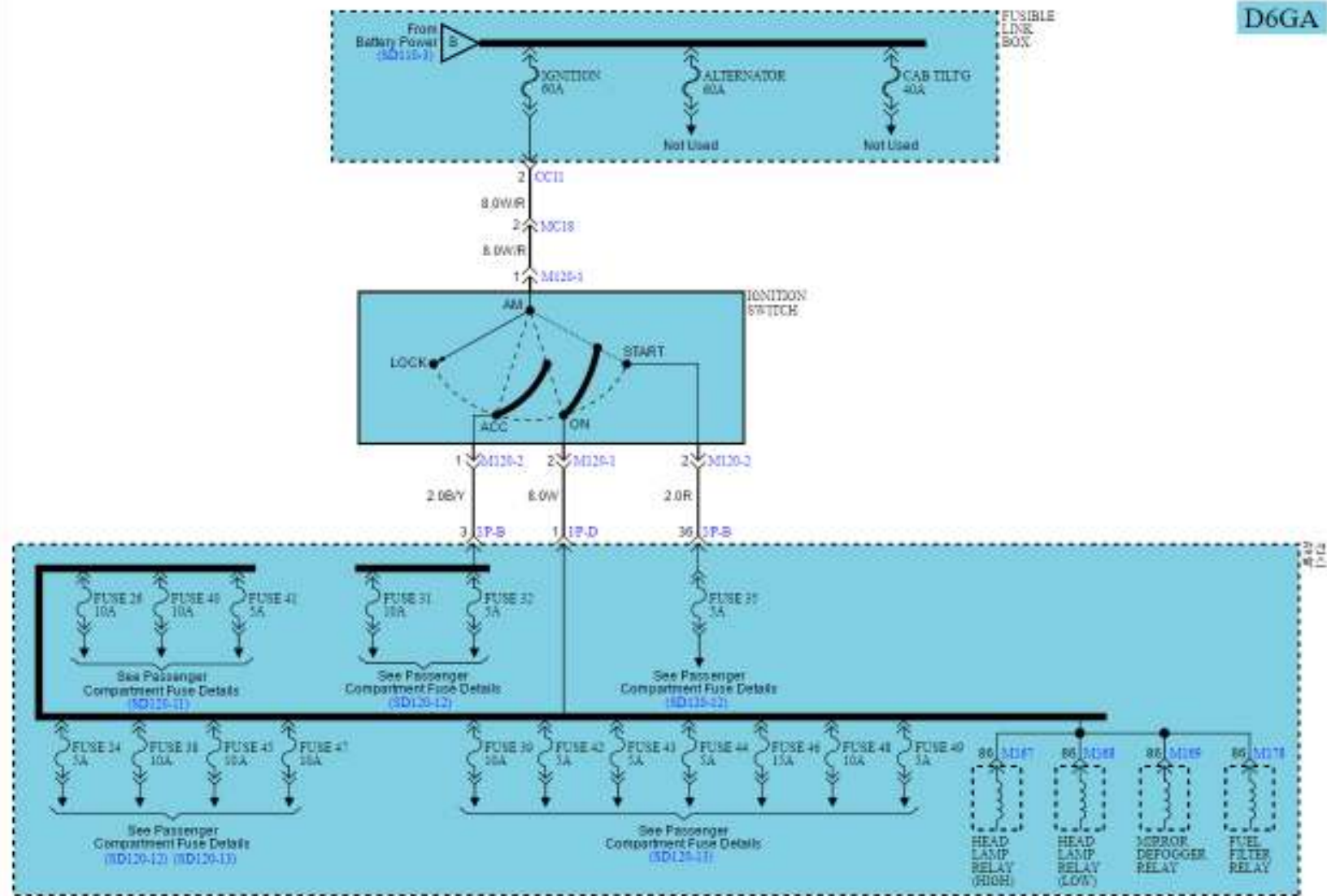
D6BR/KK-ENG

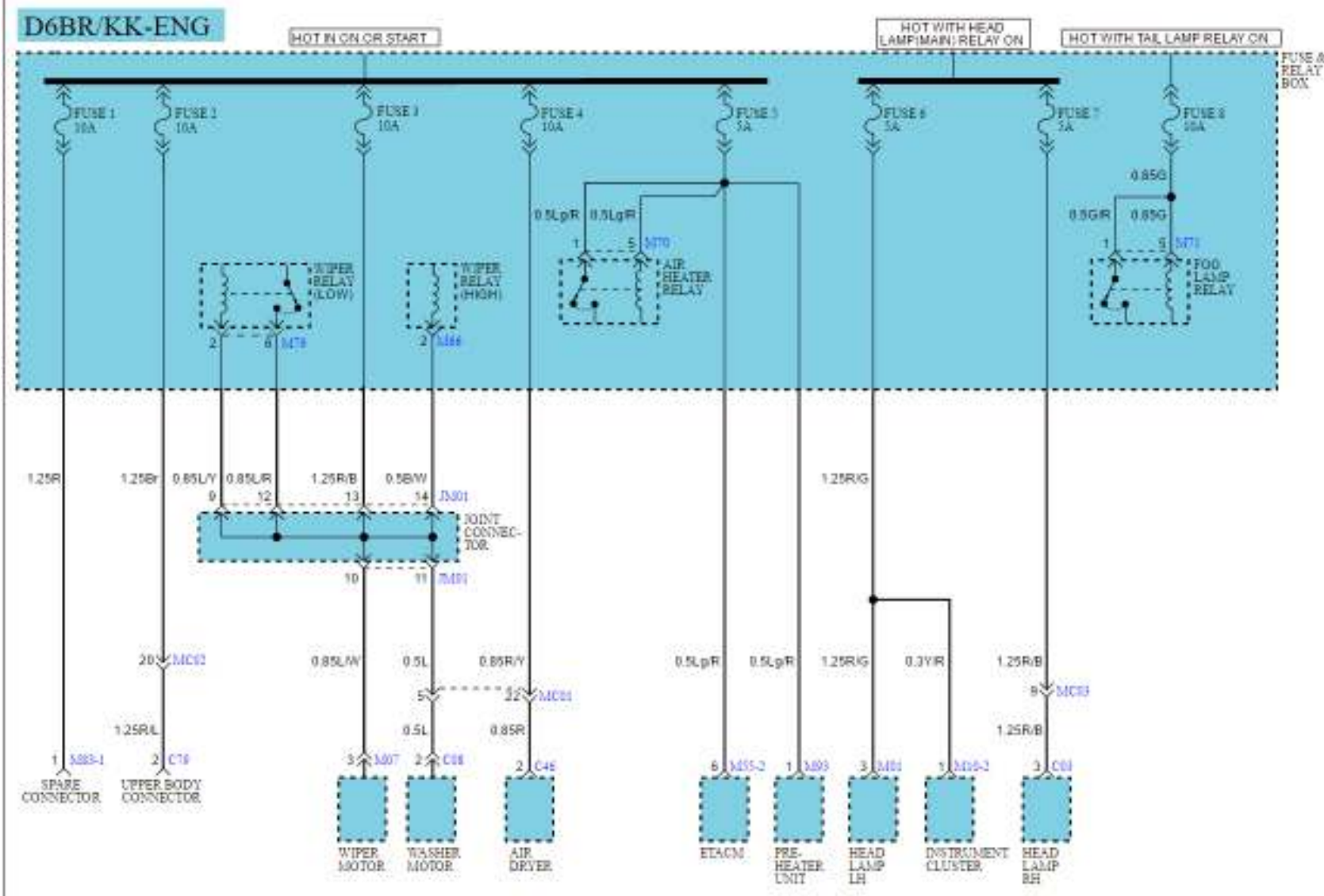


D6GA

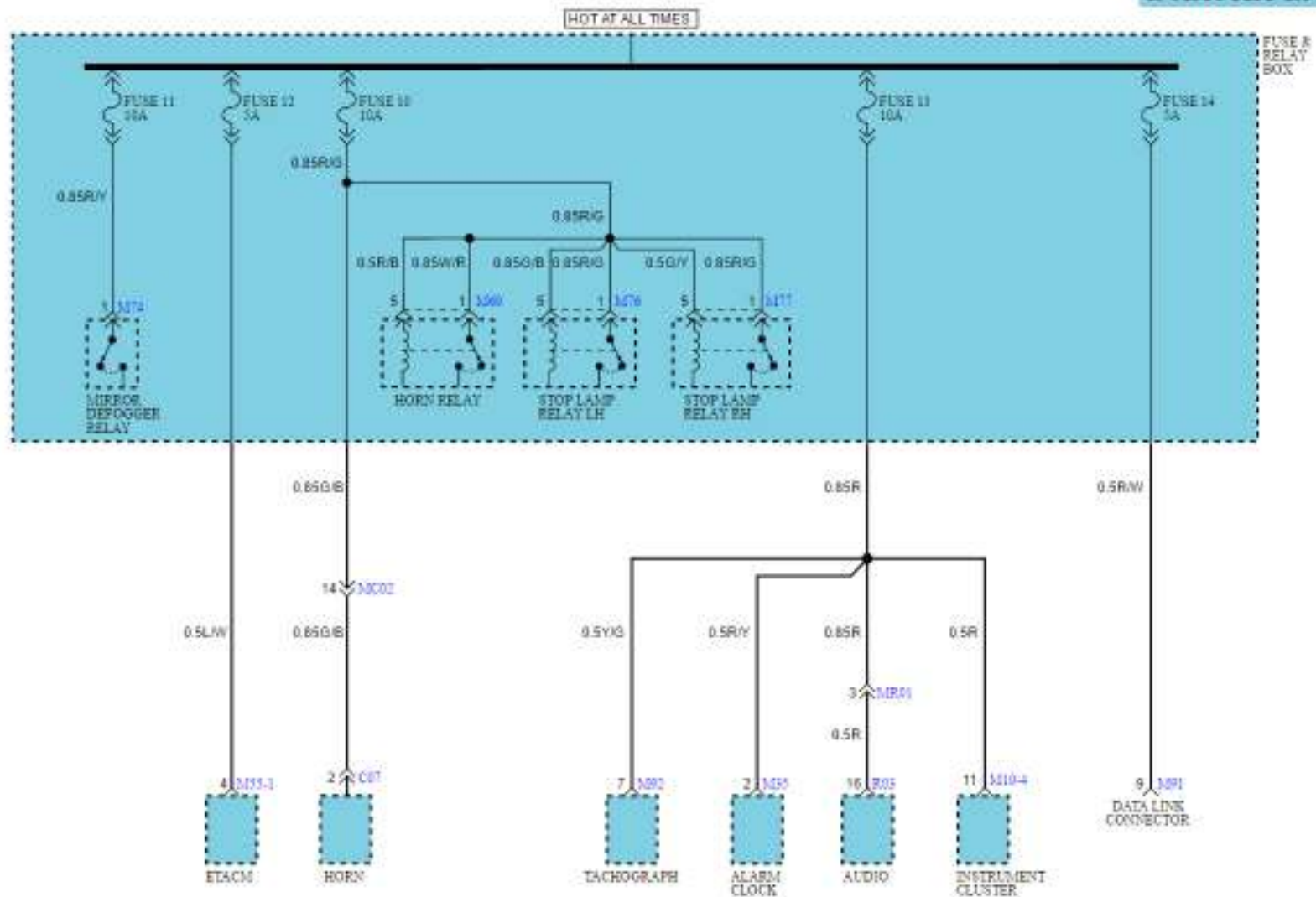


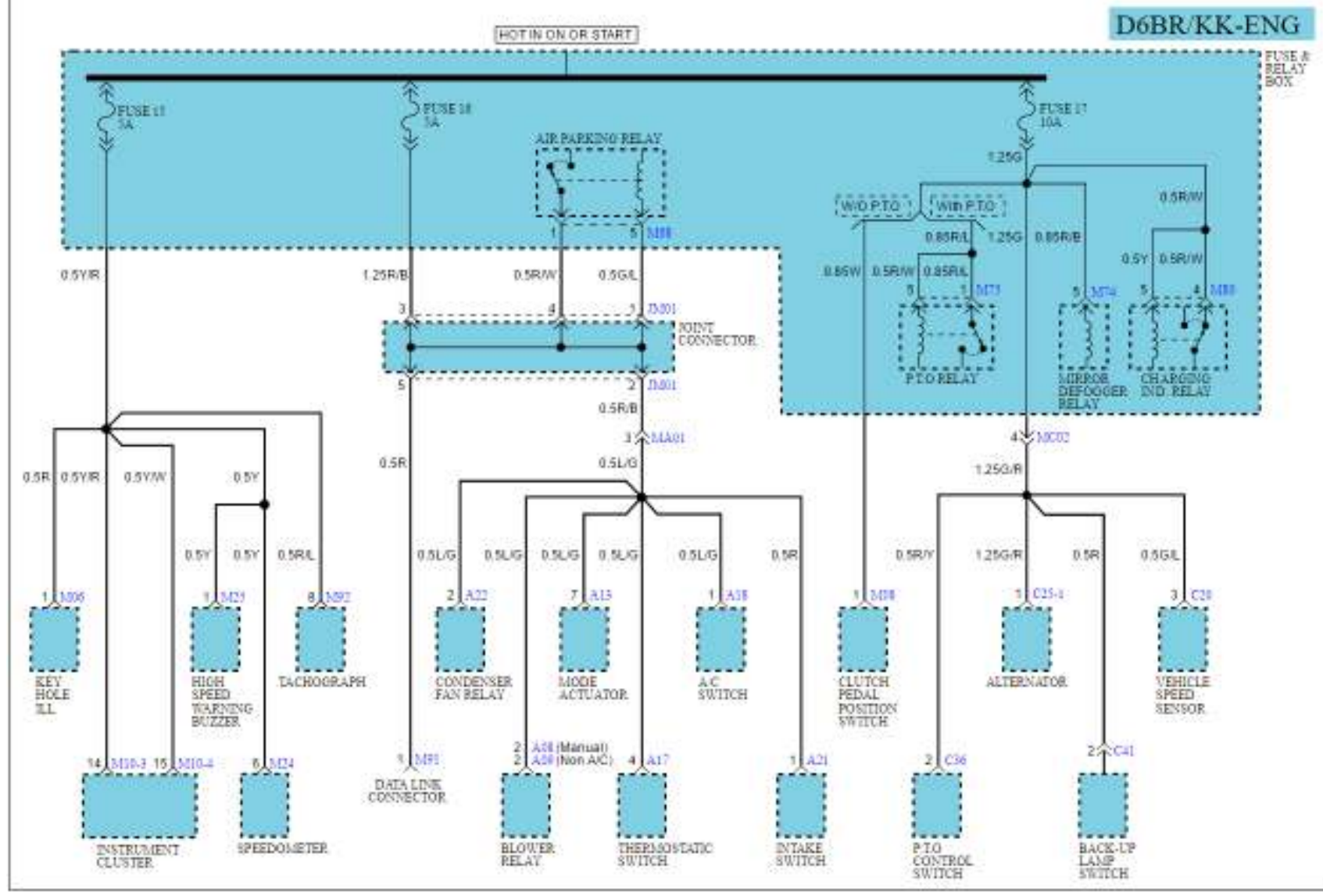
D6GA



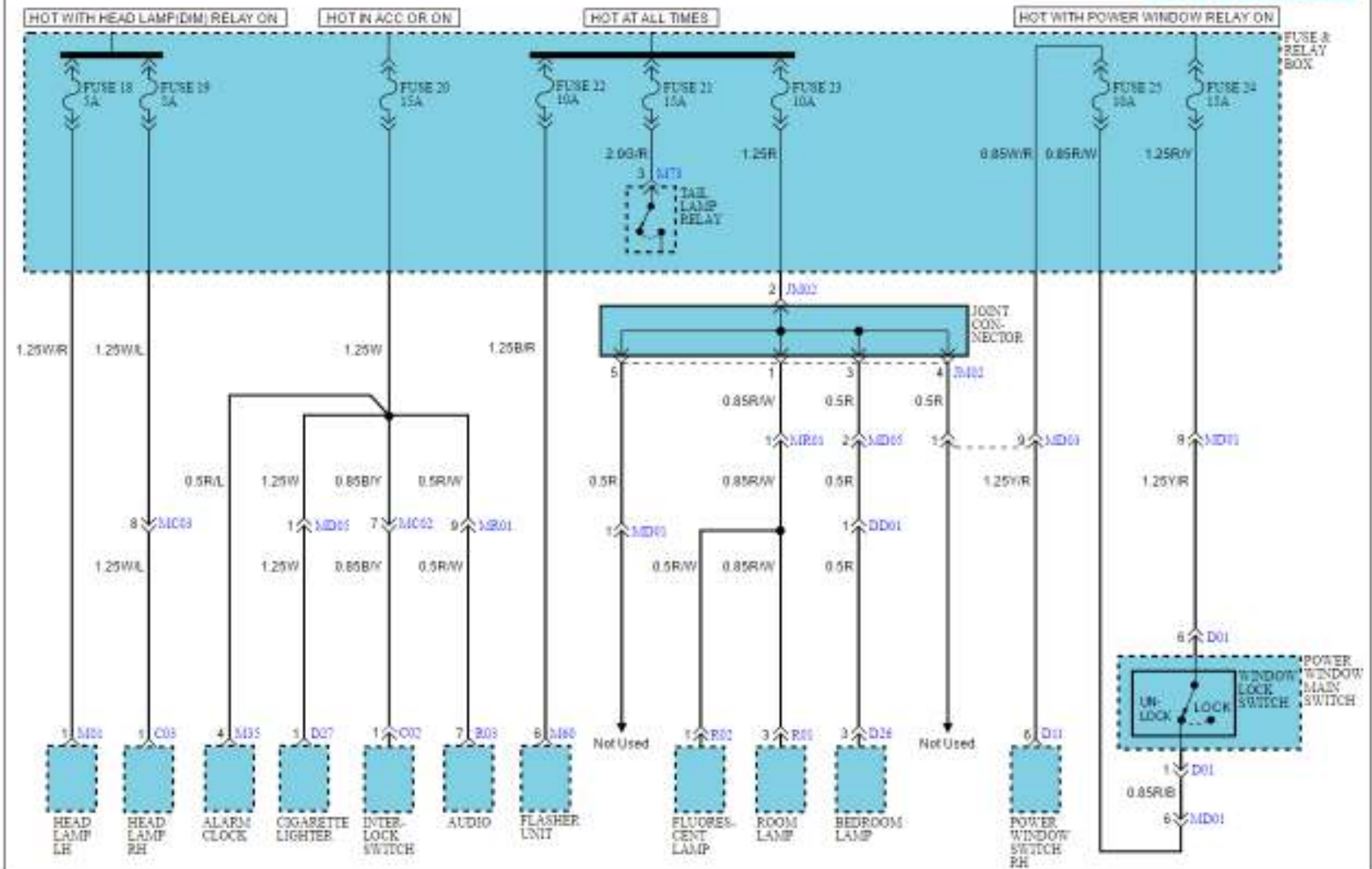


D6BR/KK-ENG

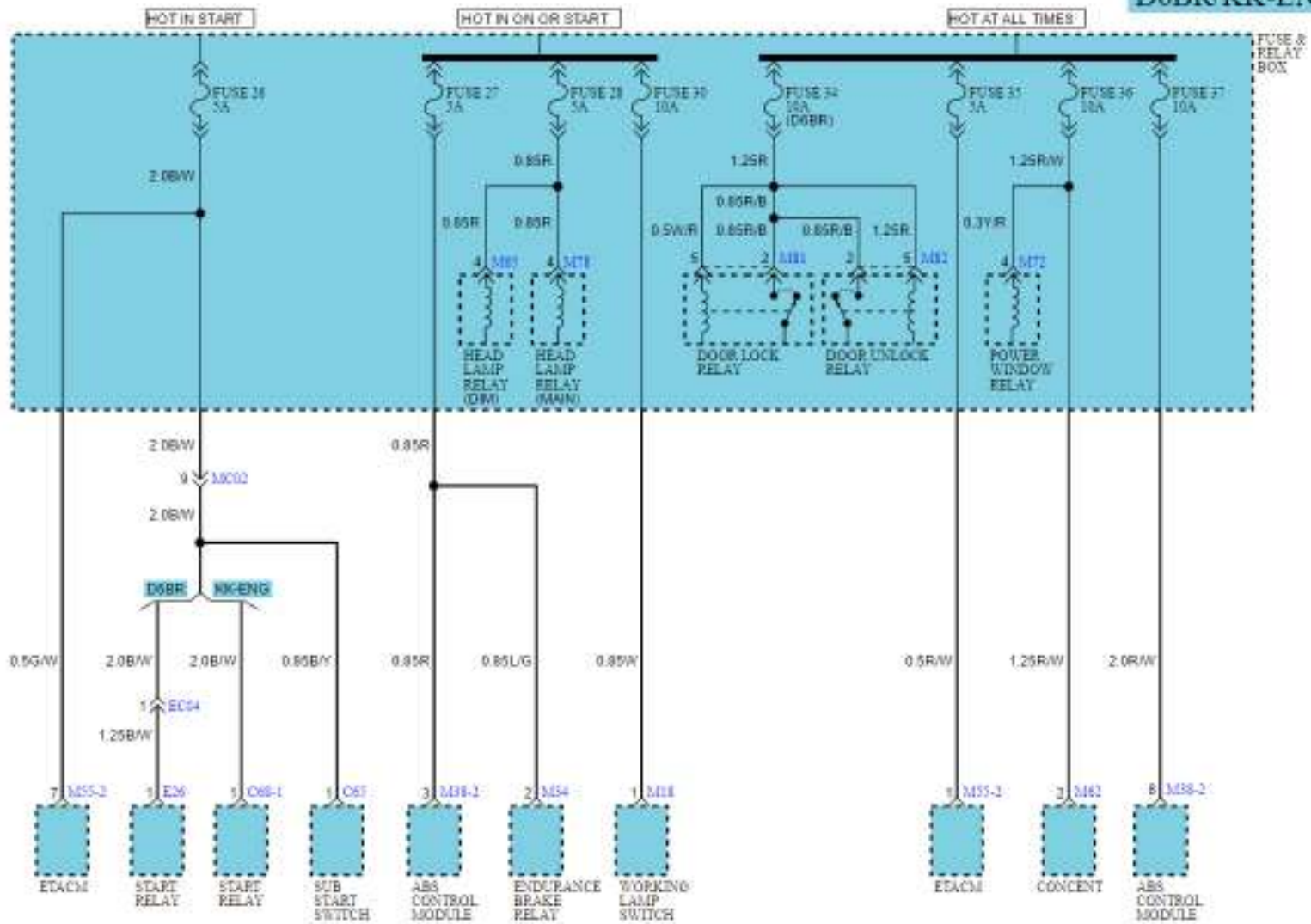




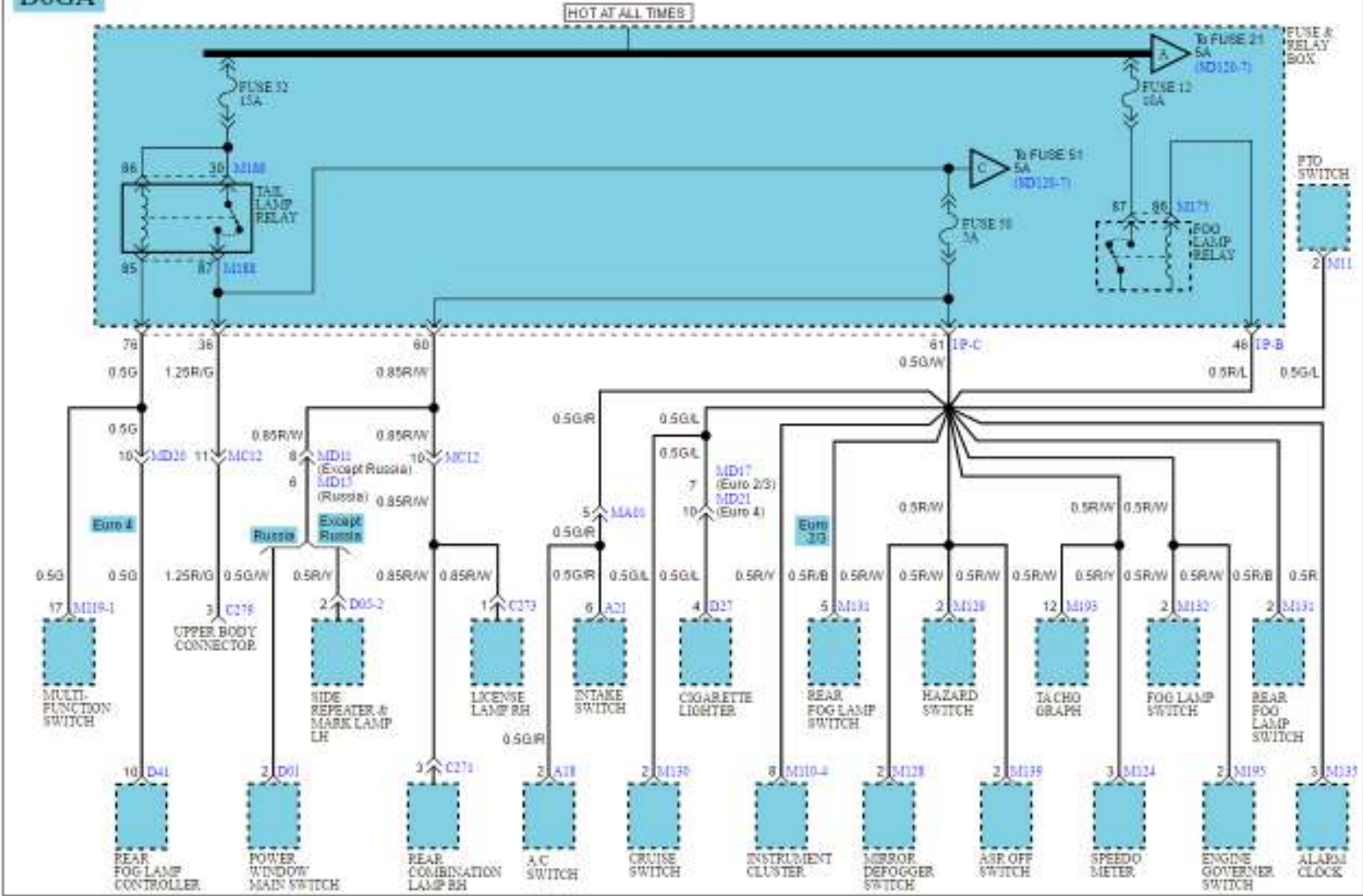
D6BR/KK-ENG



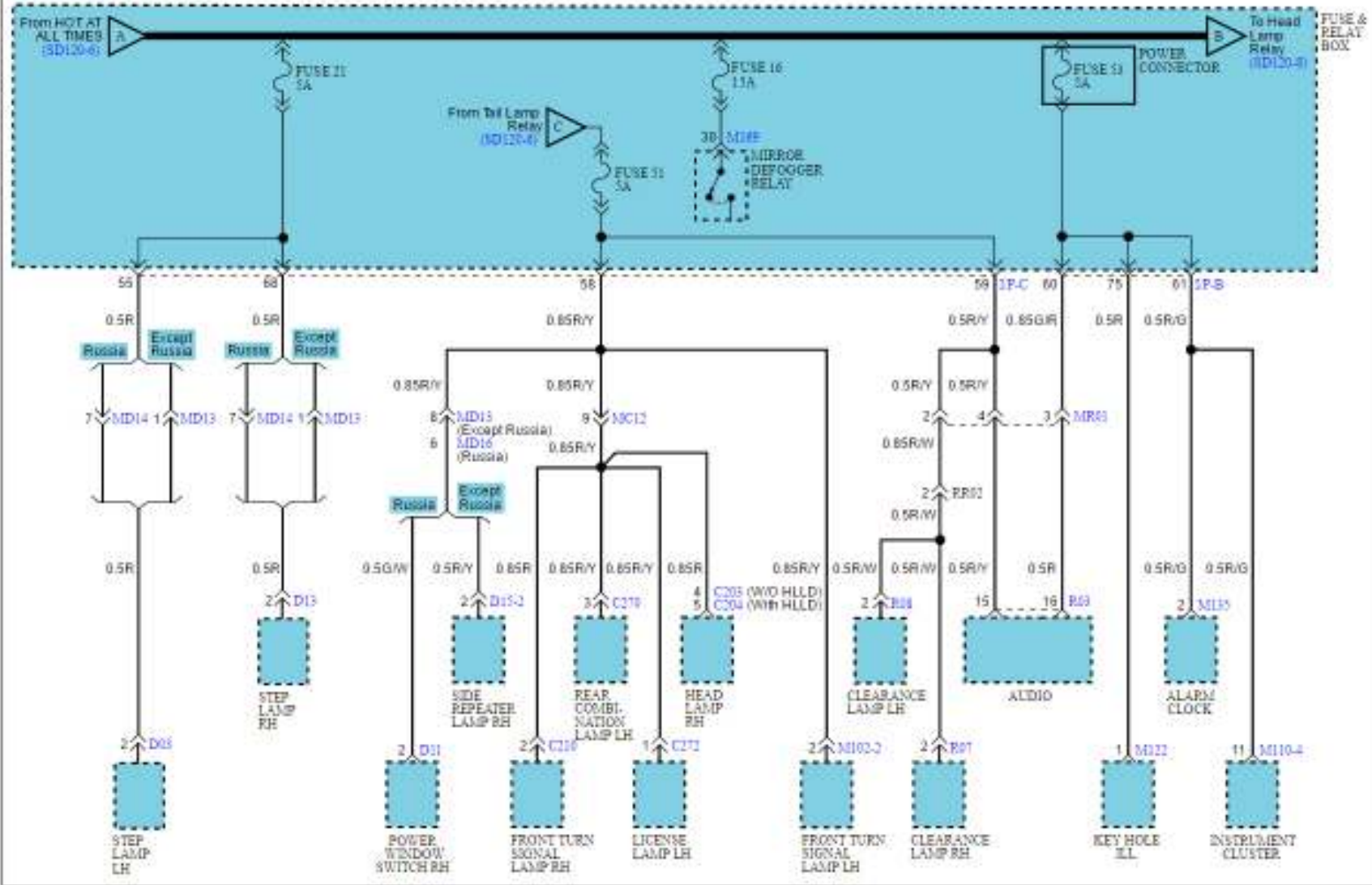
D6BR/KK-ENG



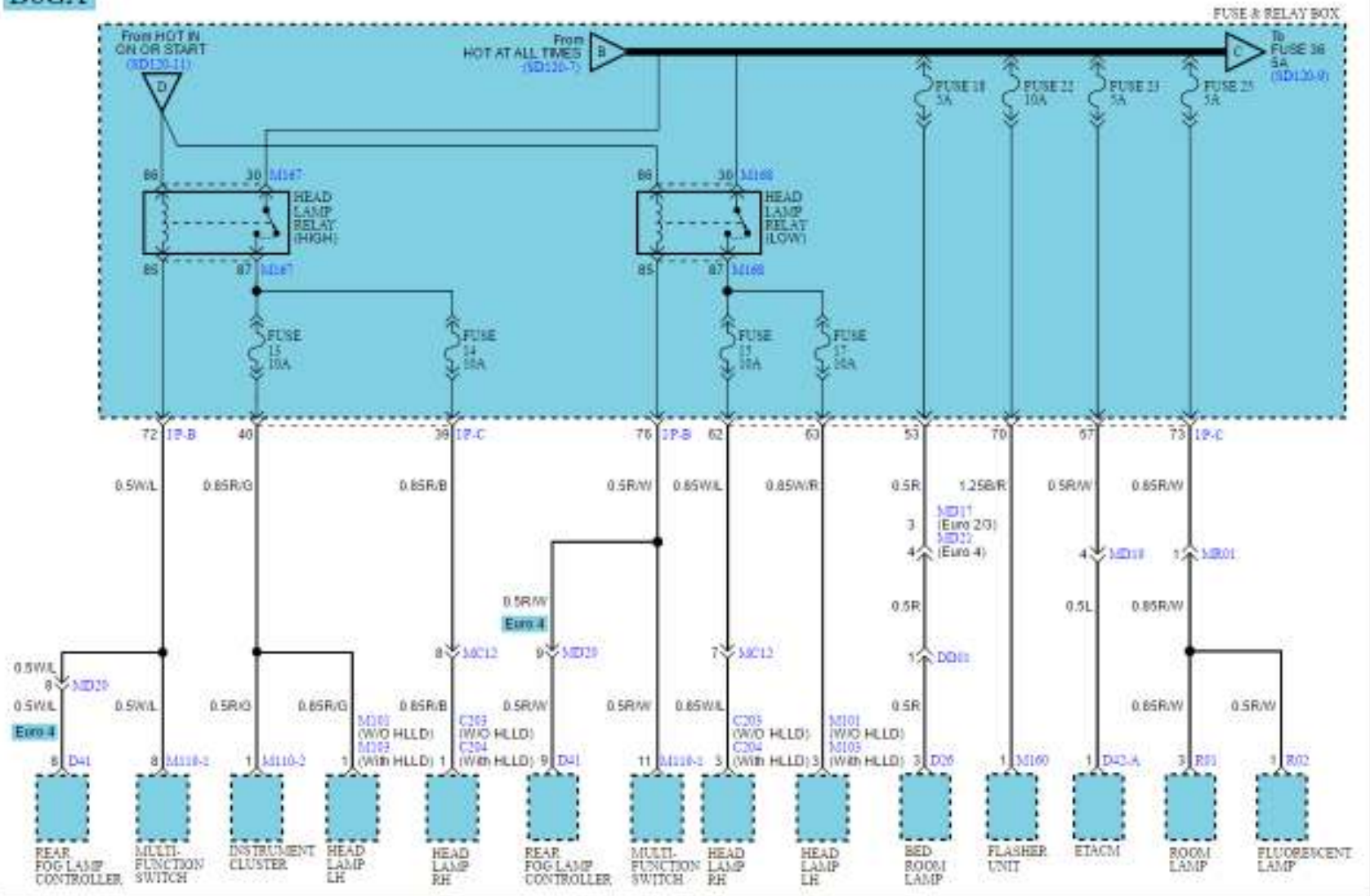
D6GA



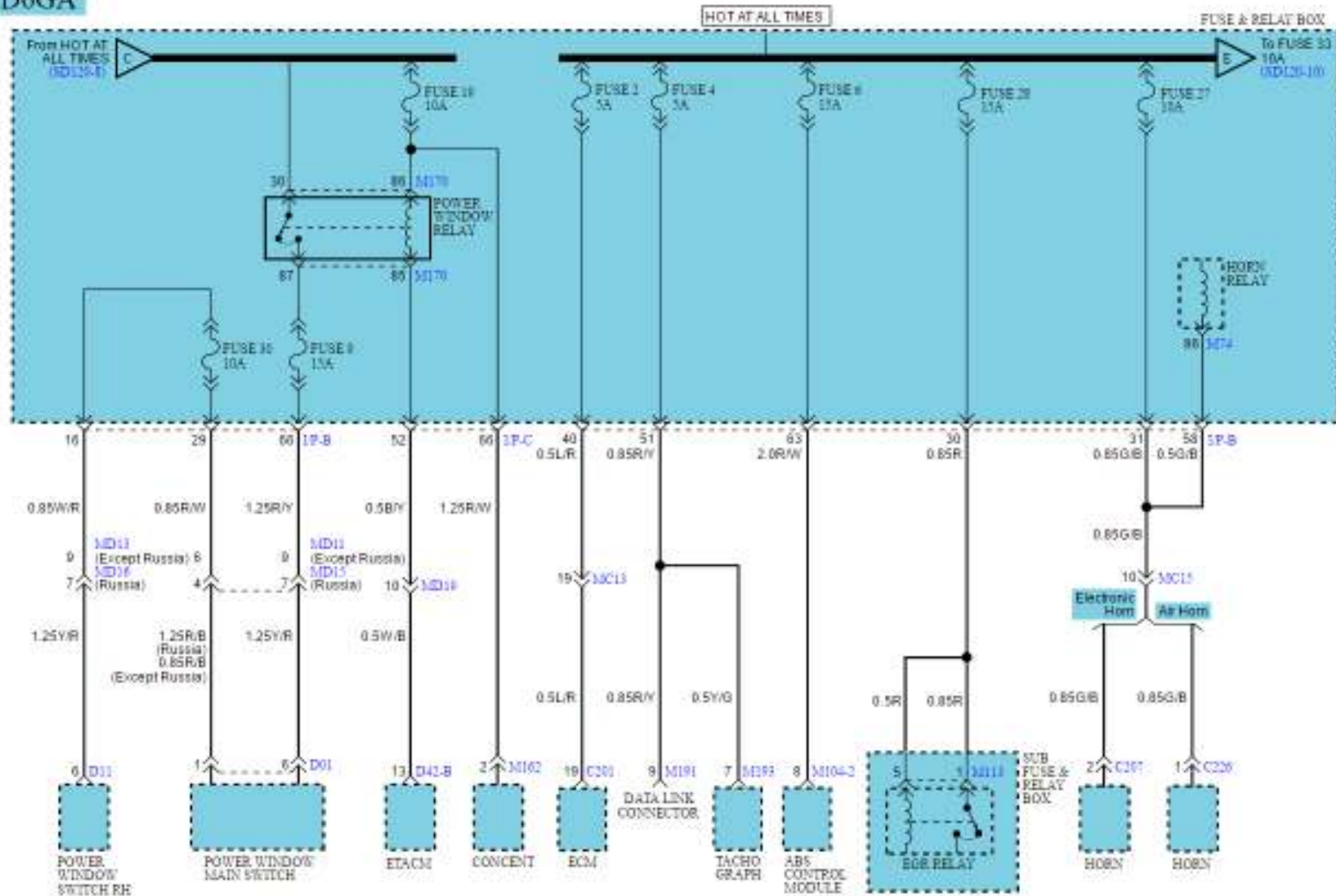
D6GA



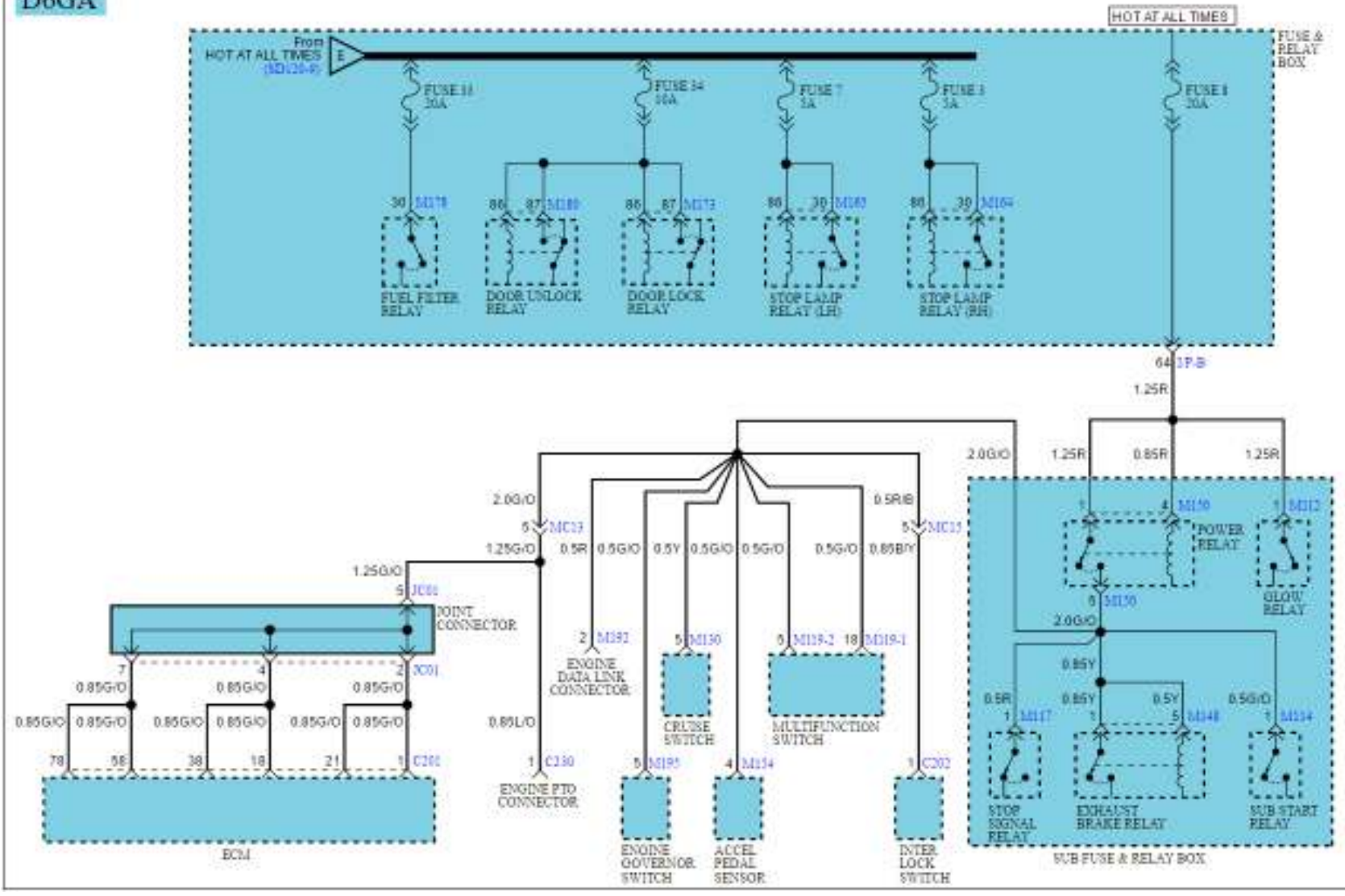
D6GA



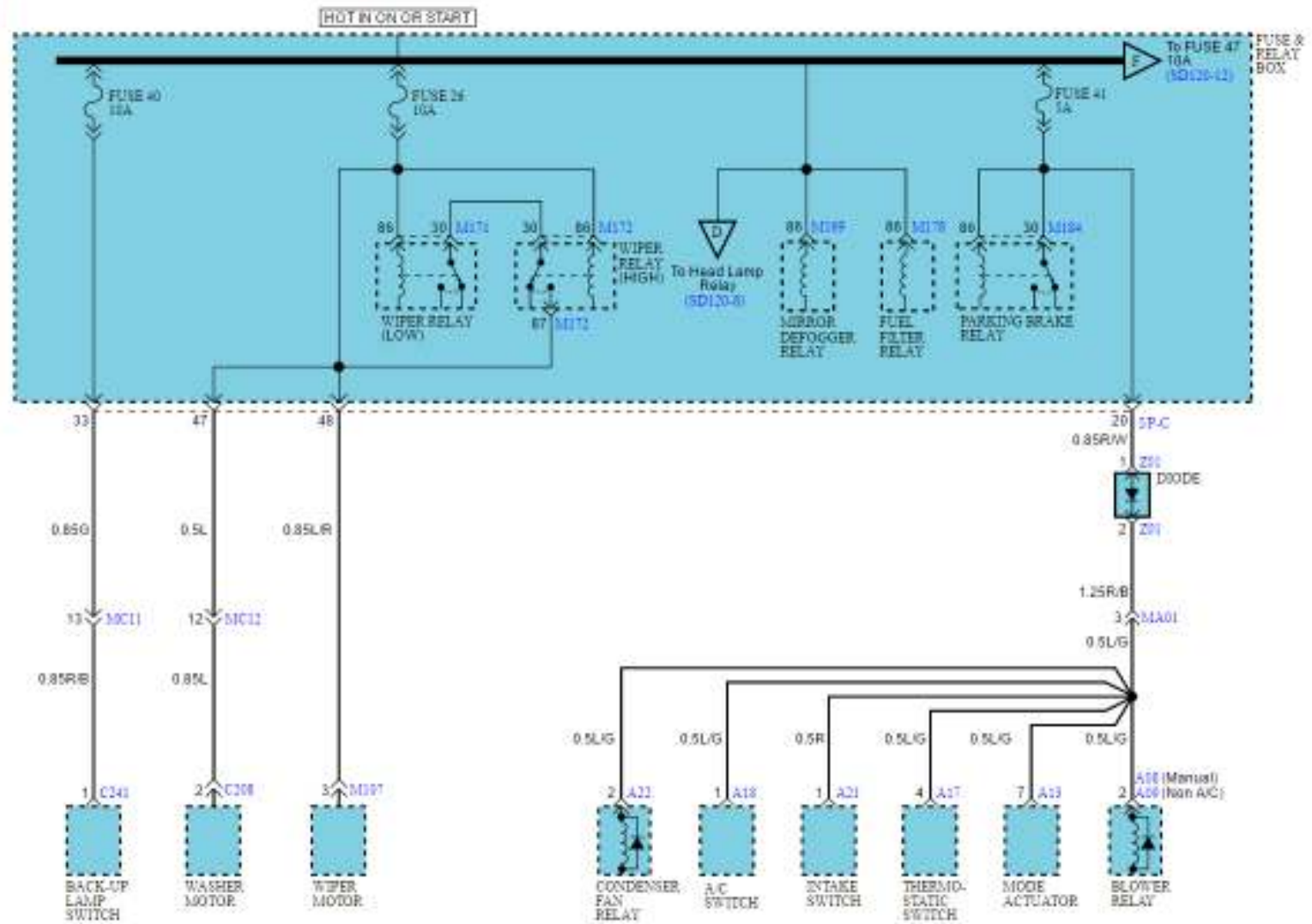
D6GA



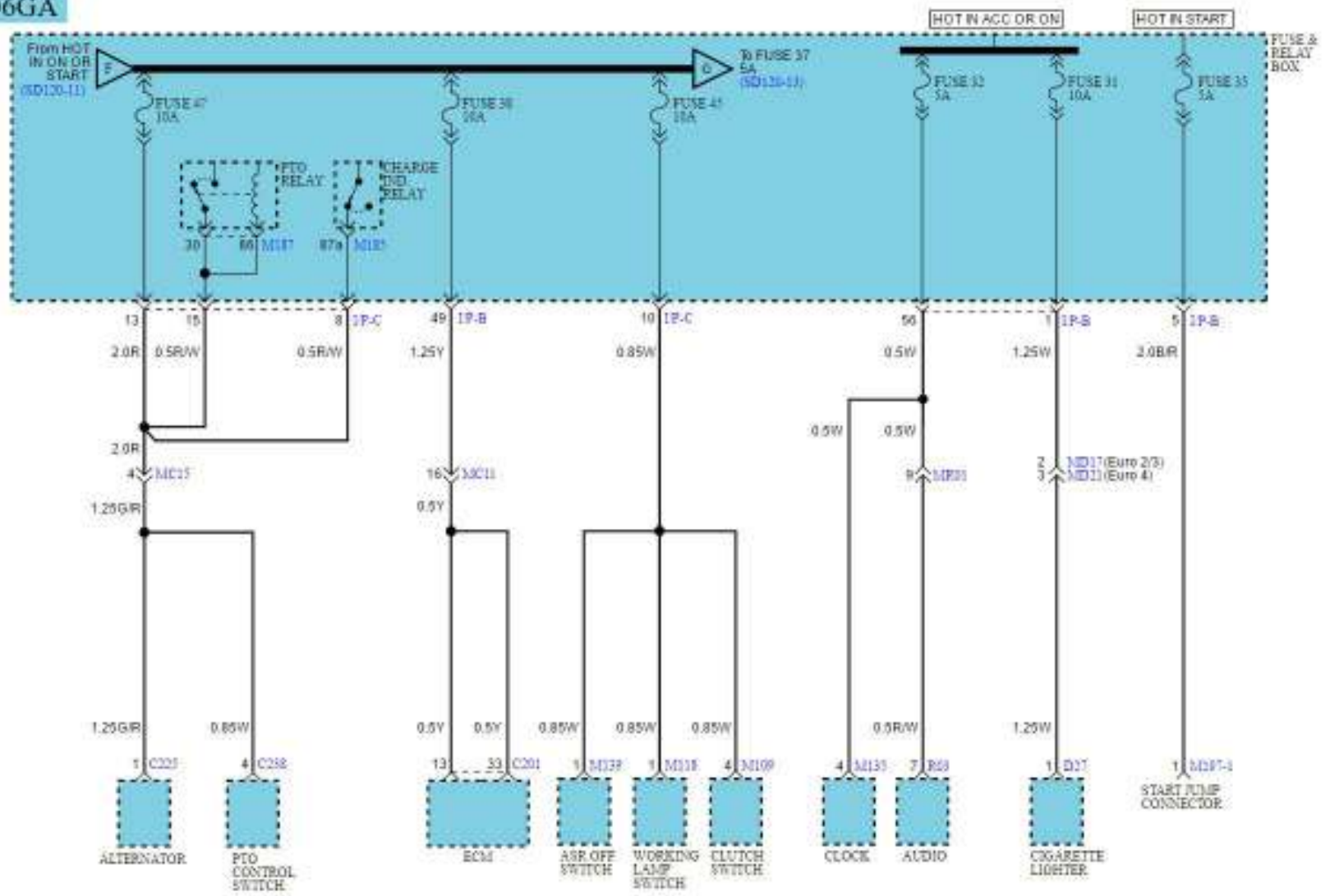
D6GA



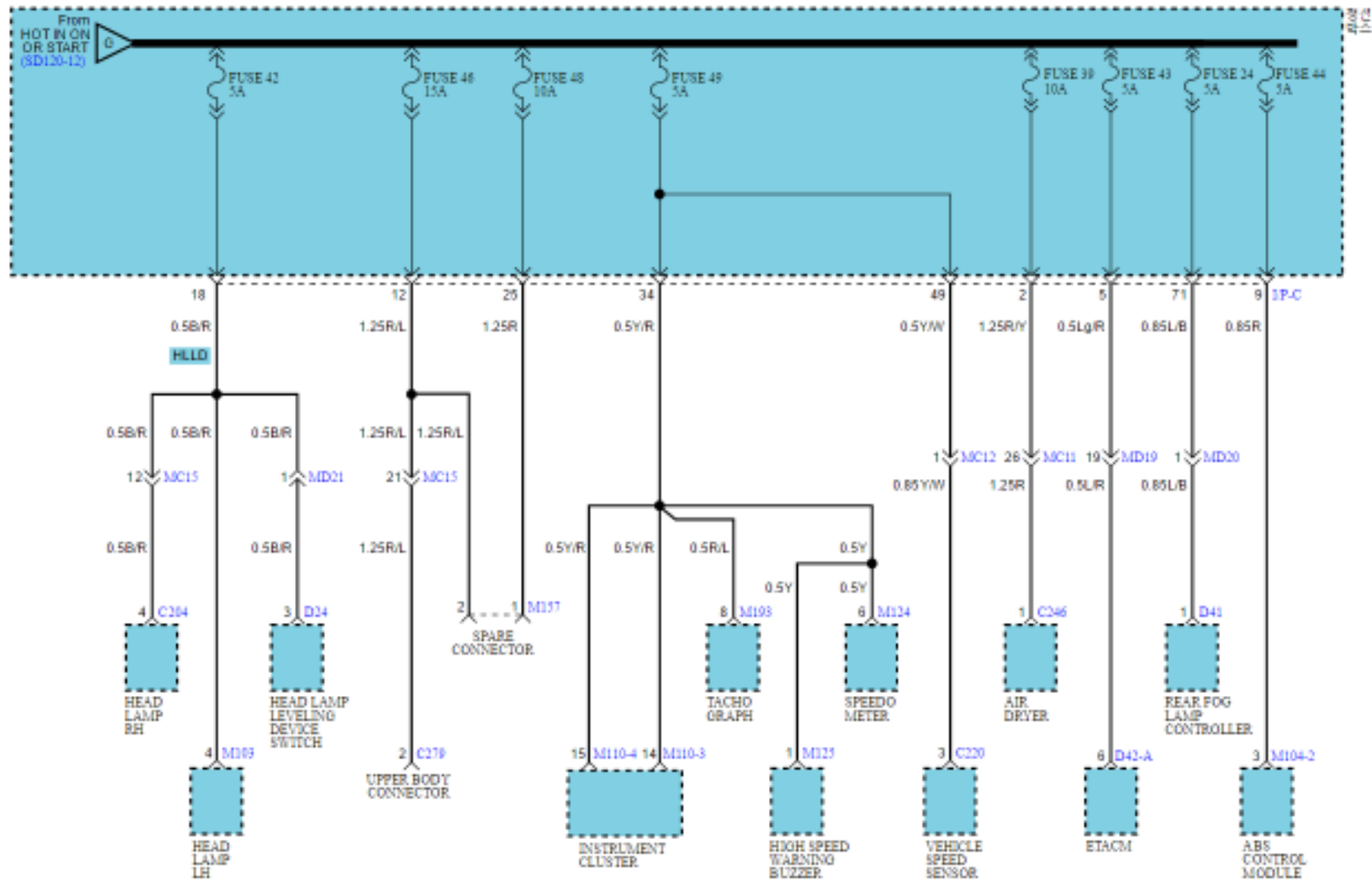
D6GA



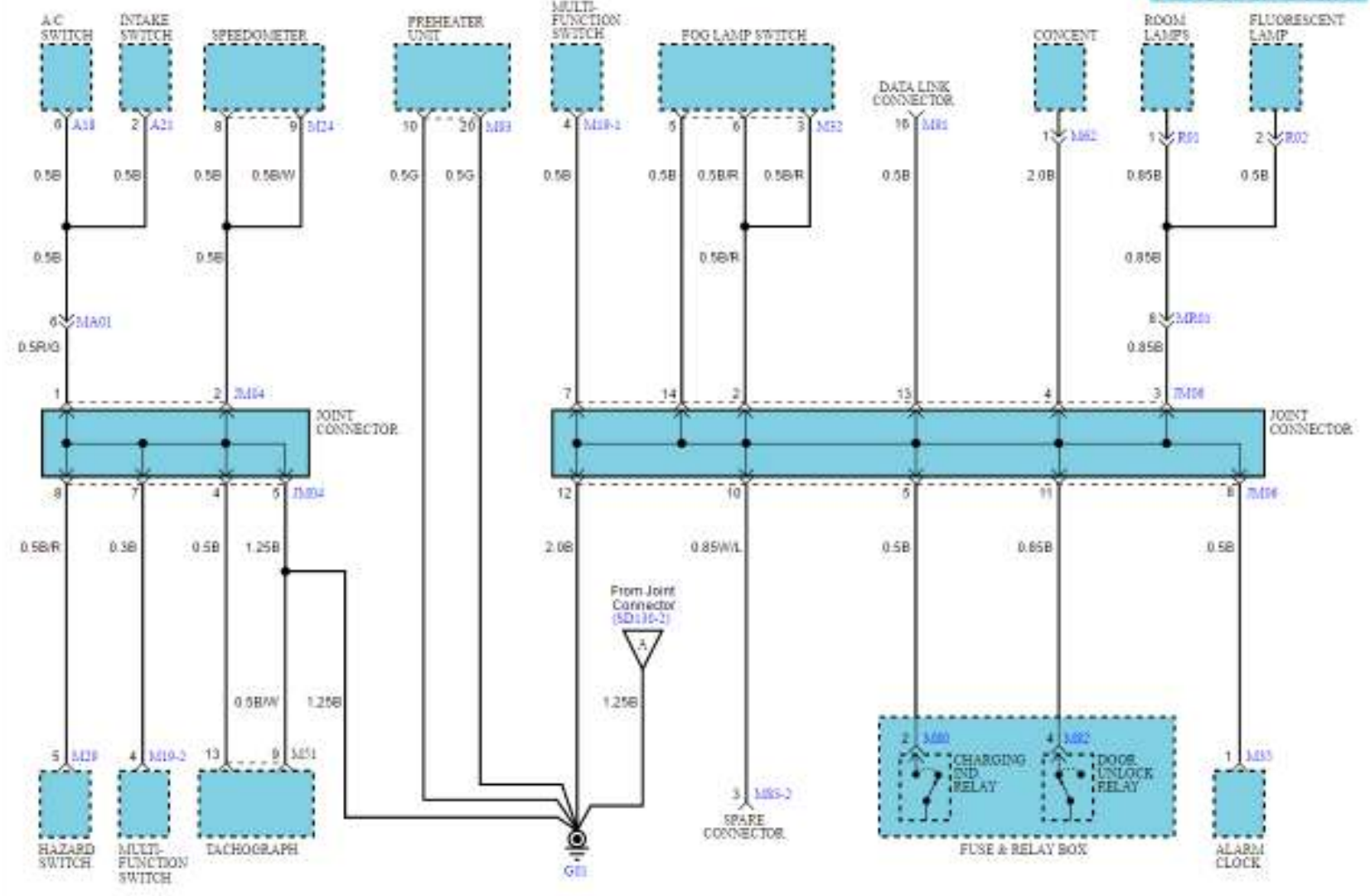
D6GA



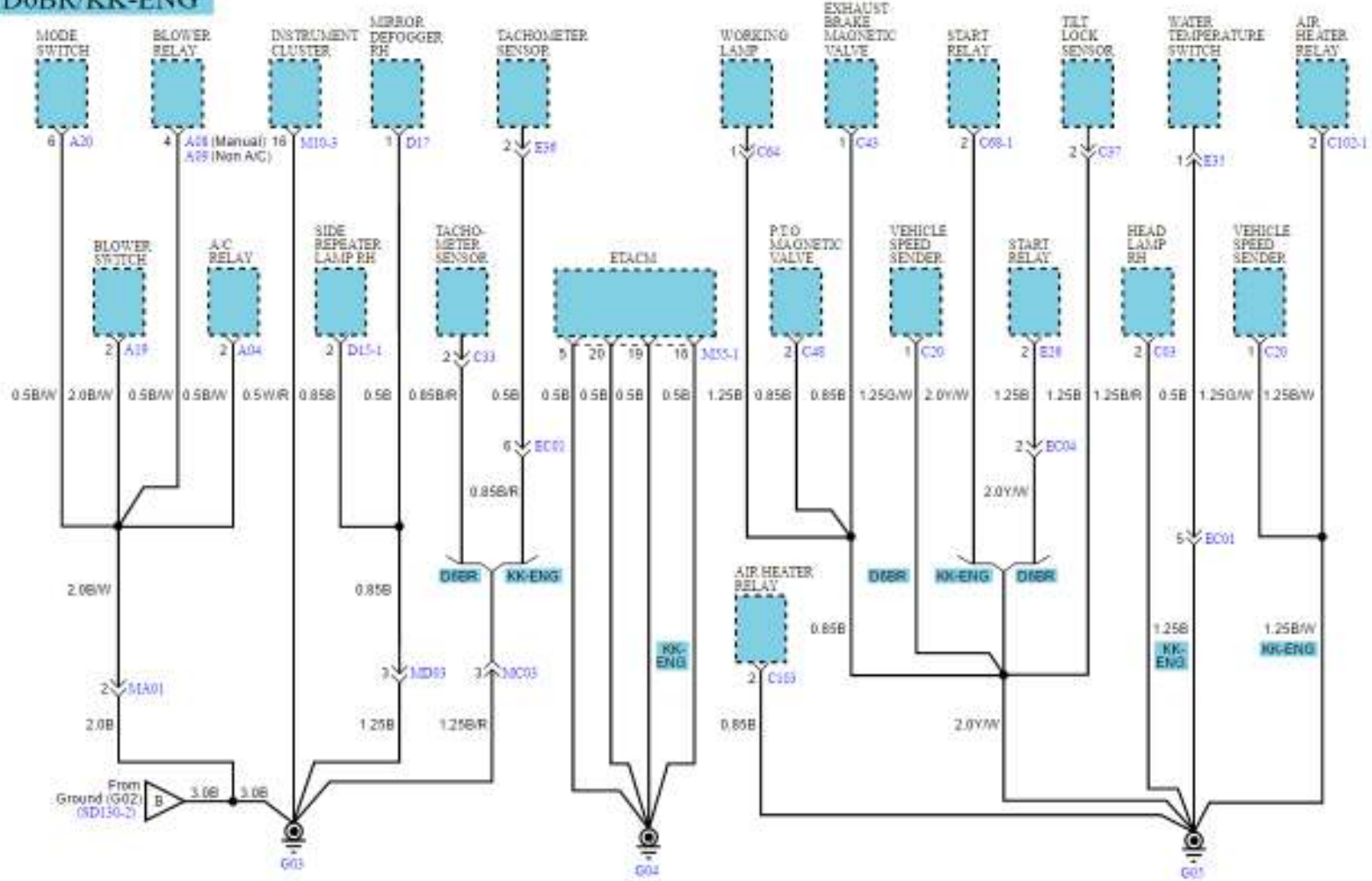
D6GA



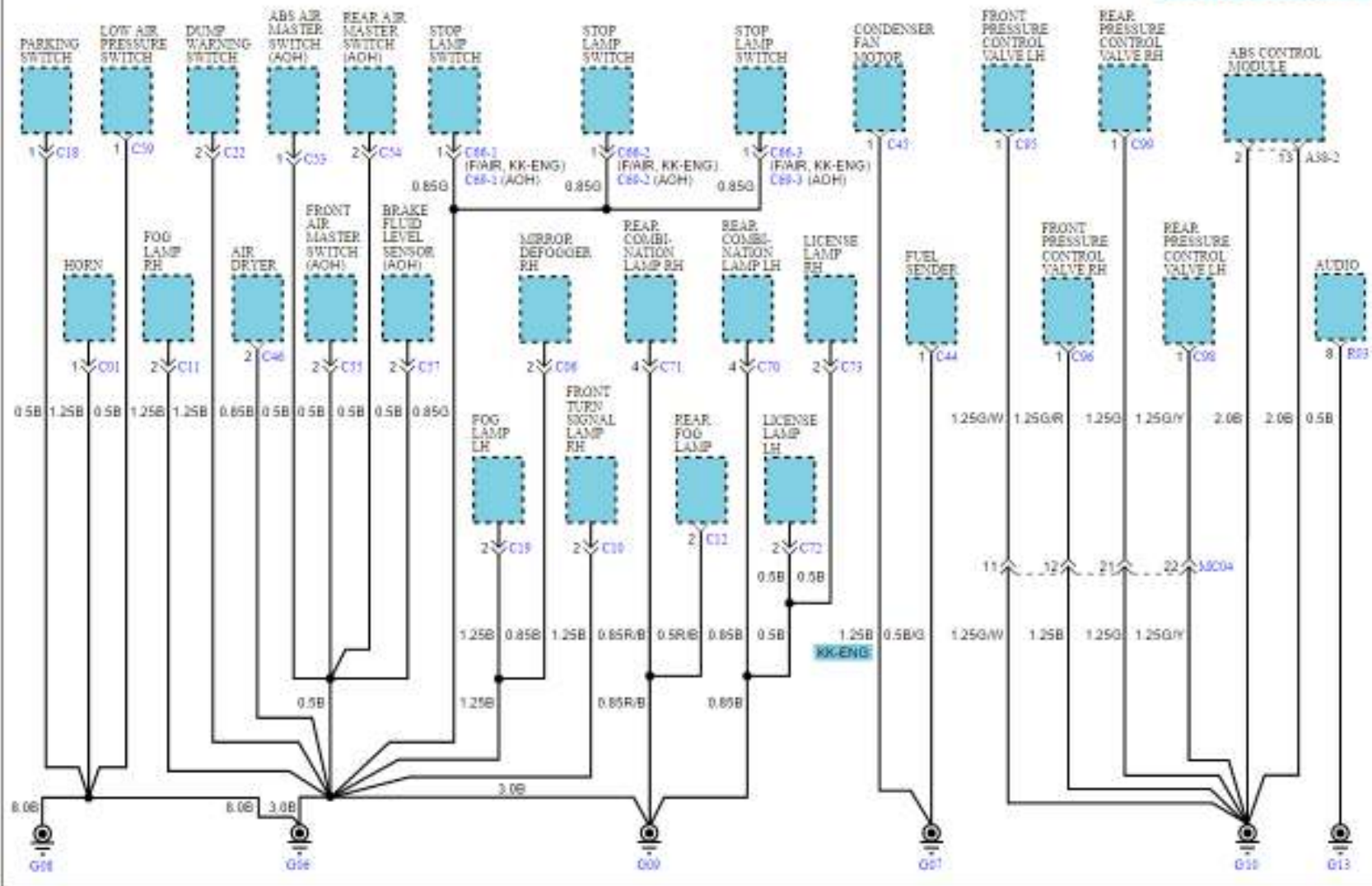
D6BR/KK-ENG



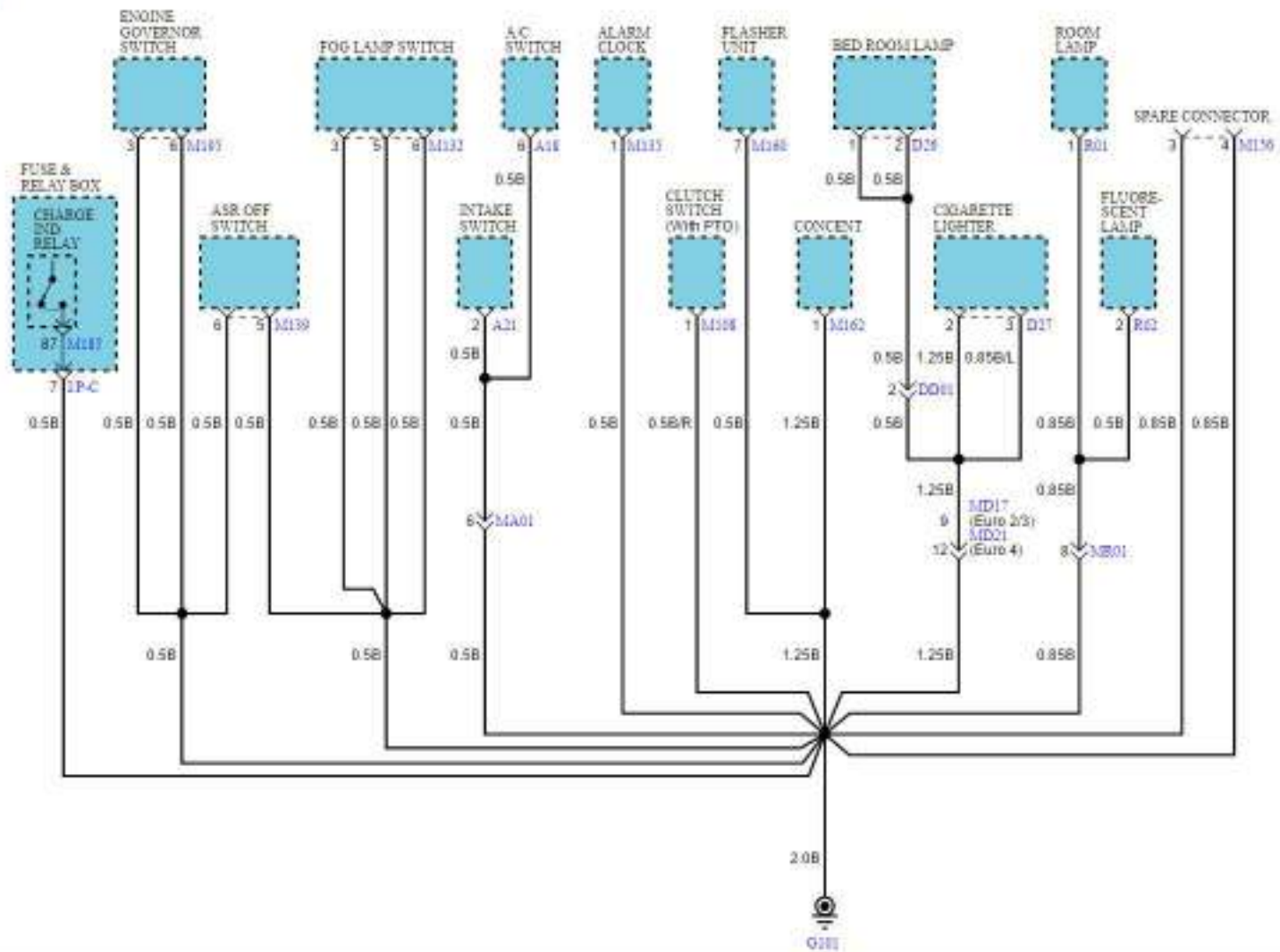
D6BR/KK-ENG

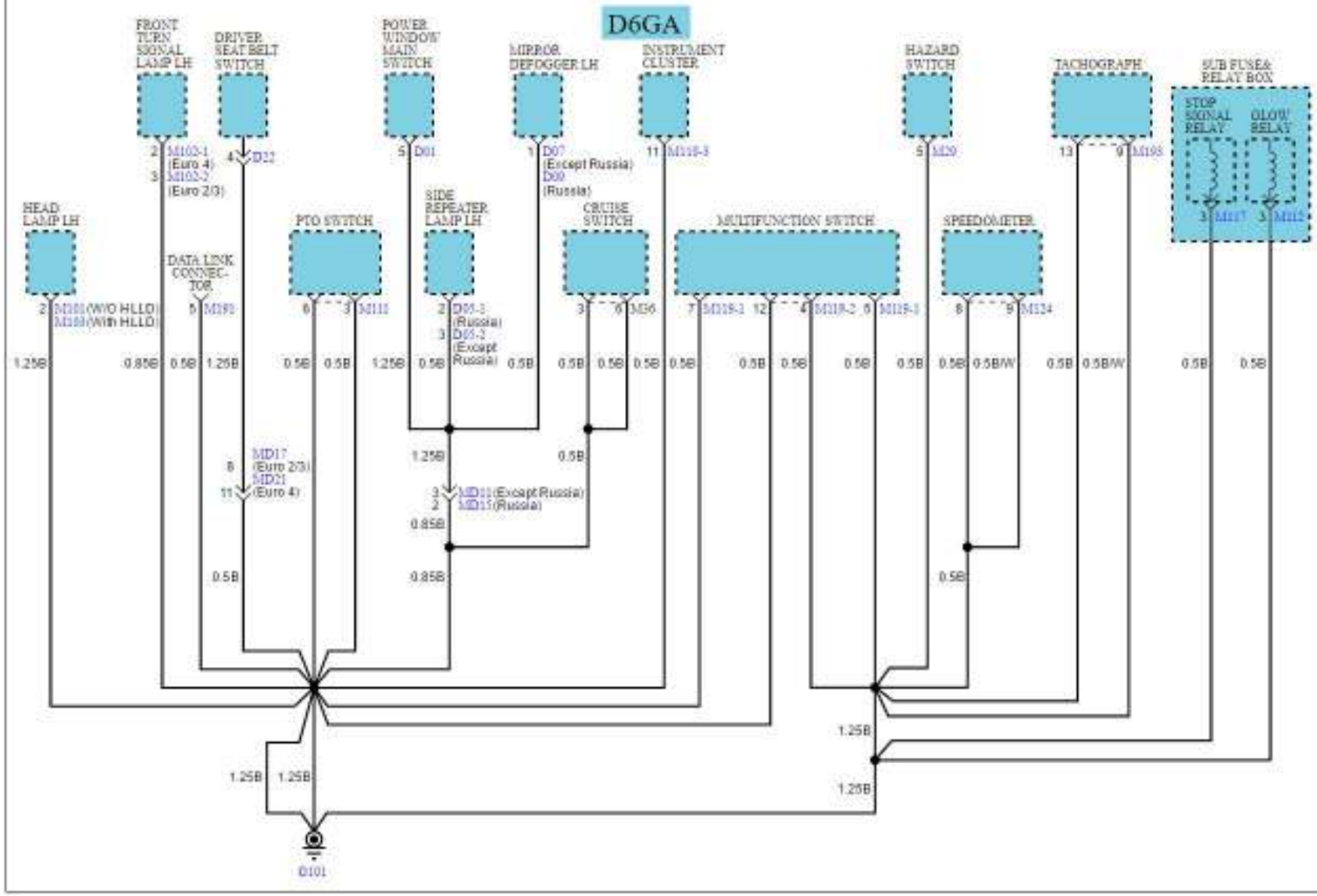


D6BR/KK-ENG

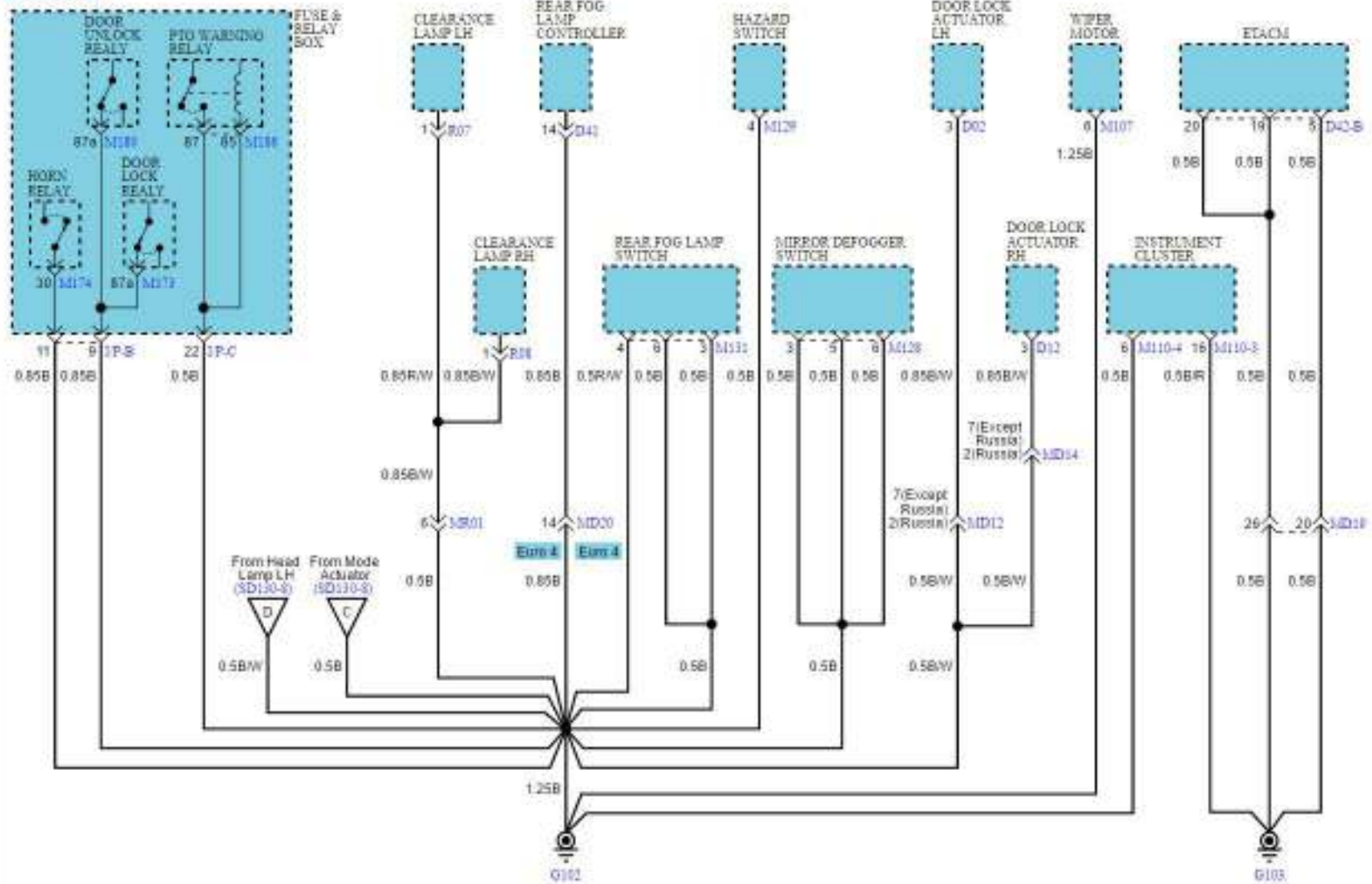


D6GA

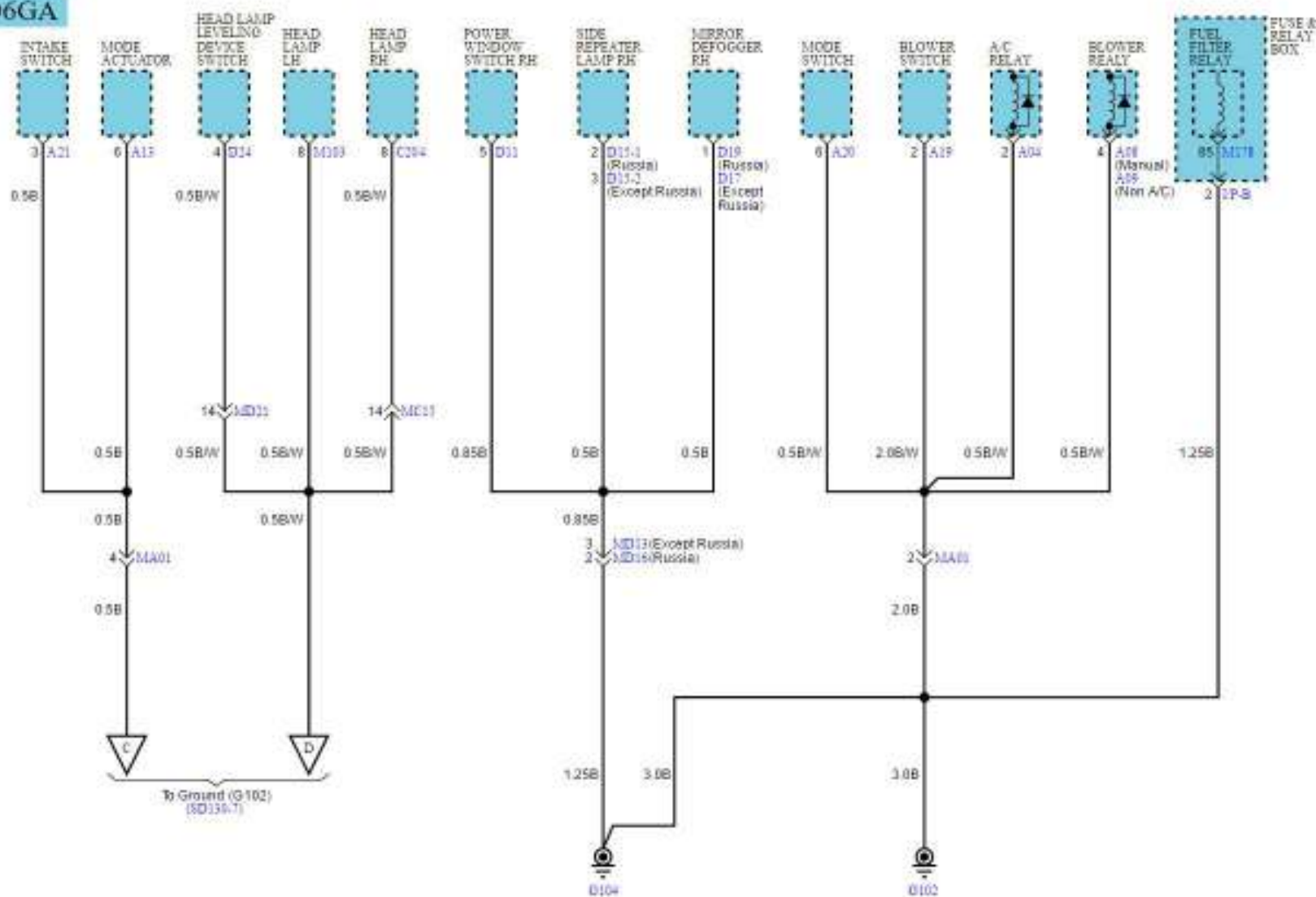




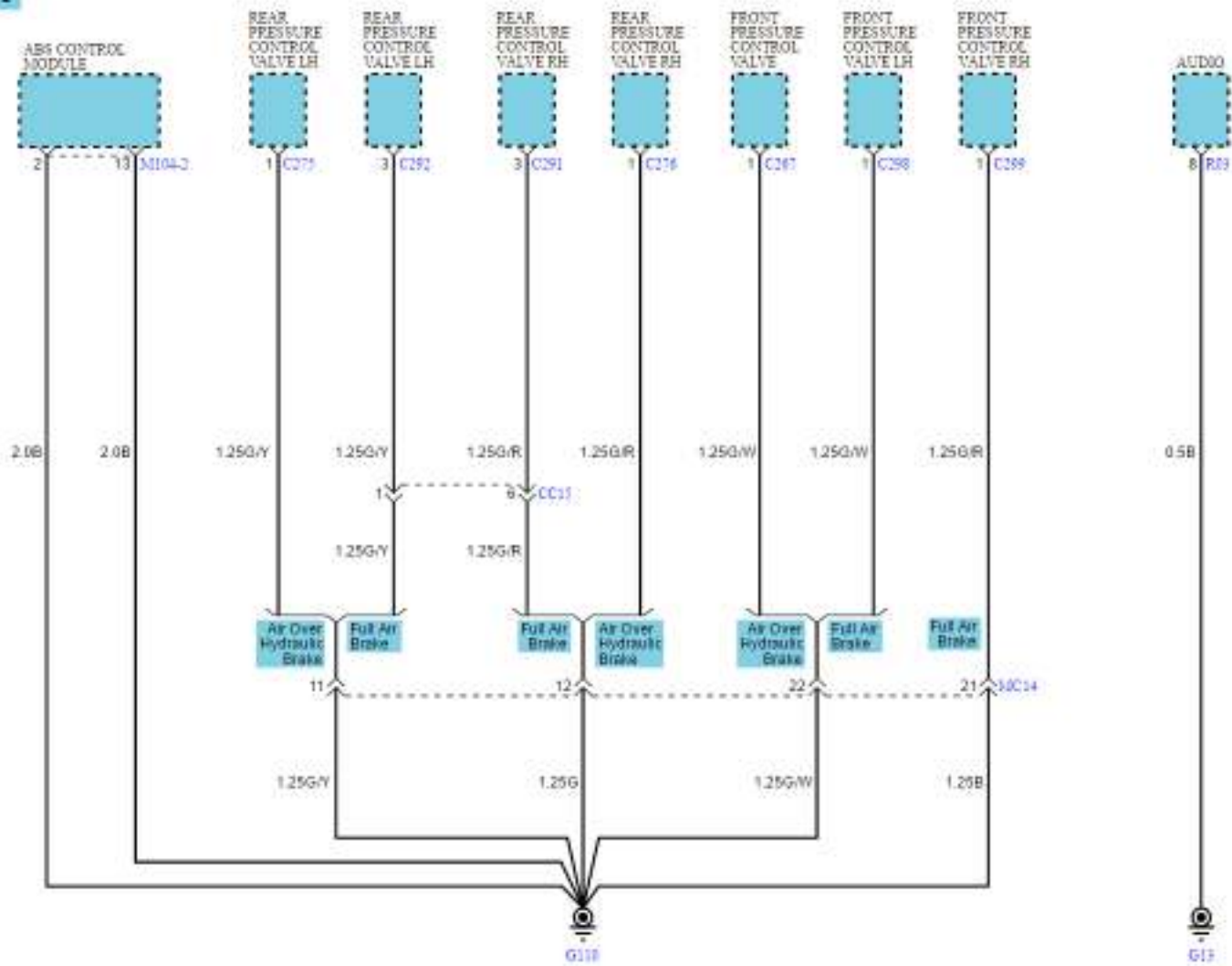
D6GA

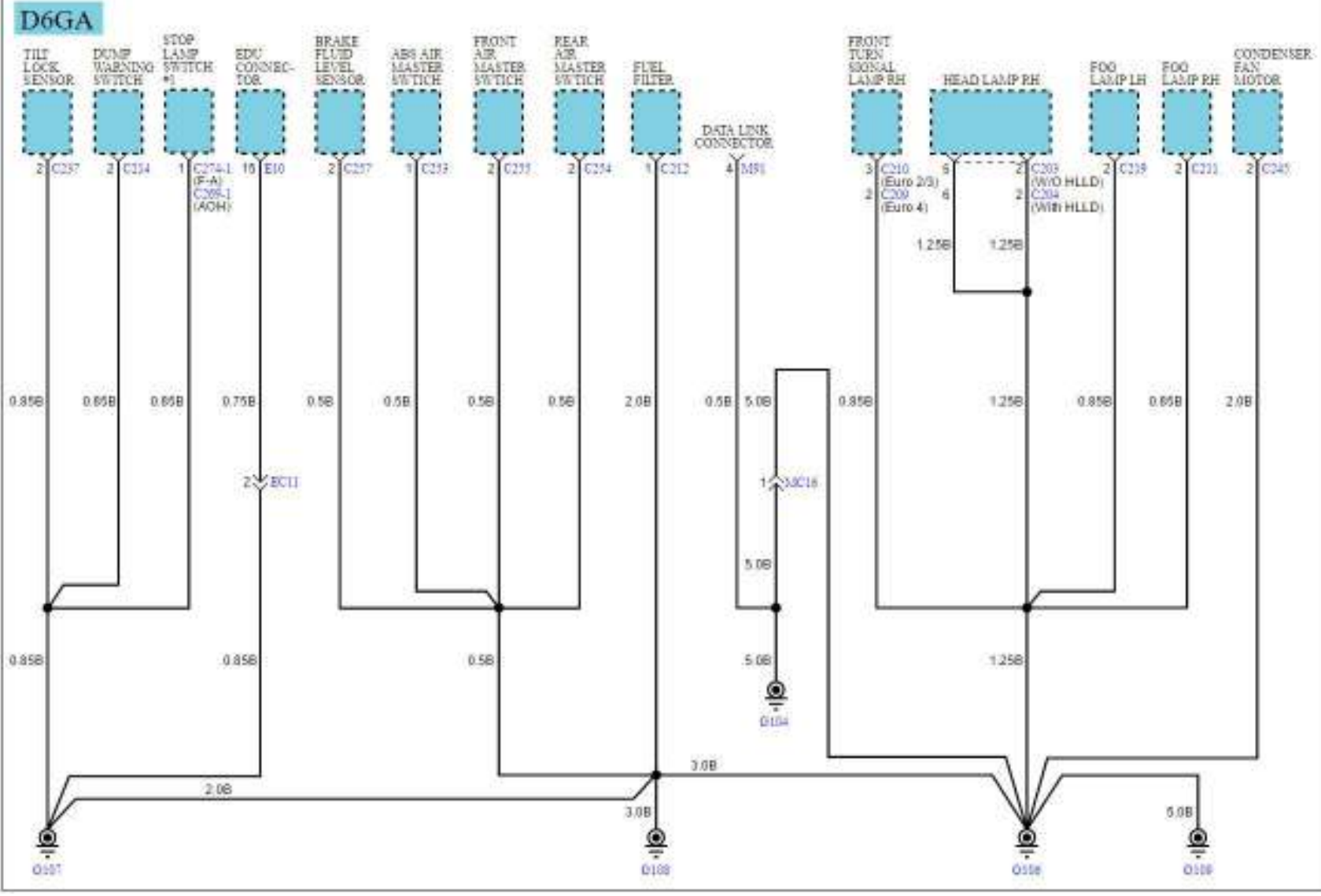


D6GA

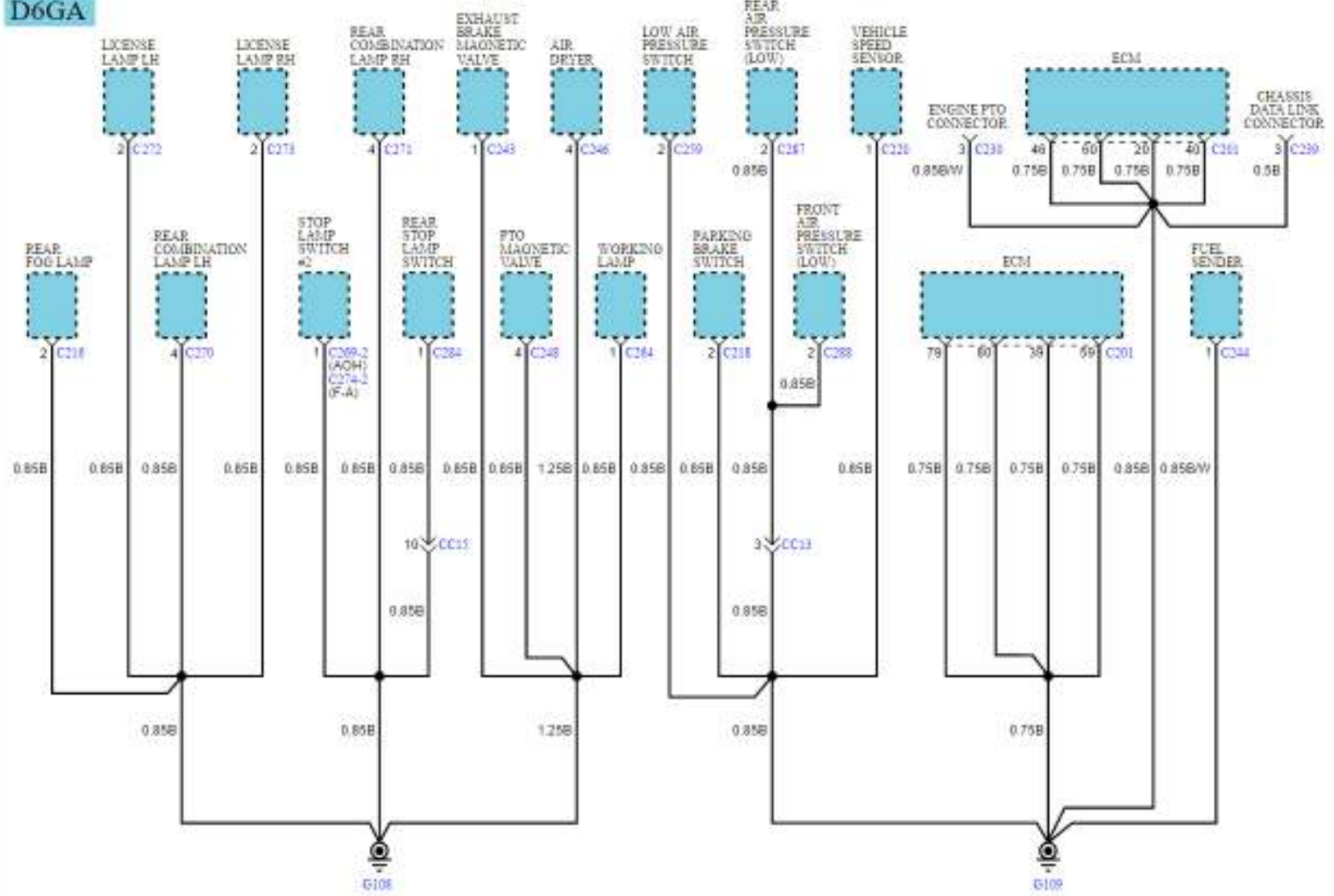




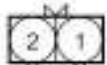


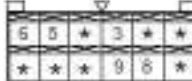
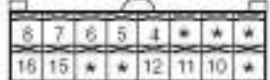
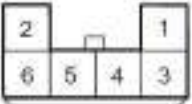

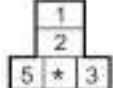
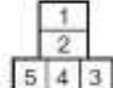

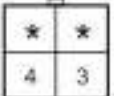
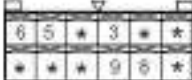

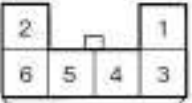
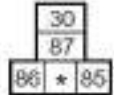

D6GA



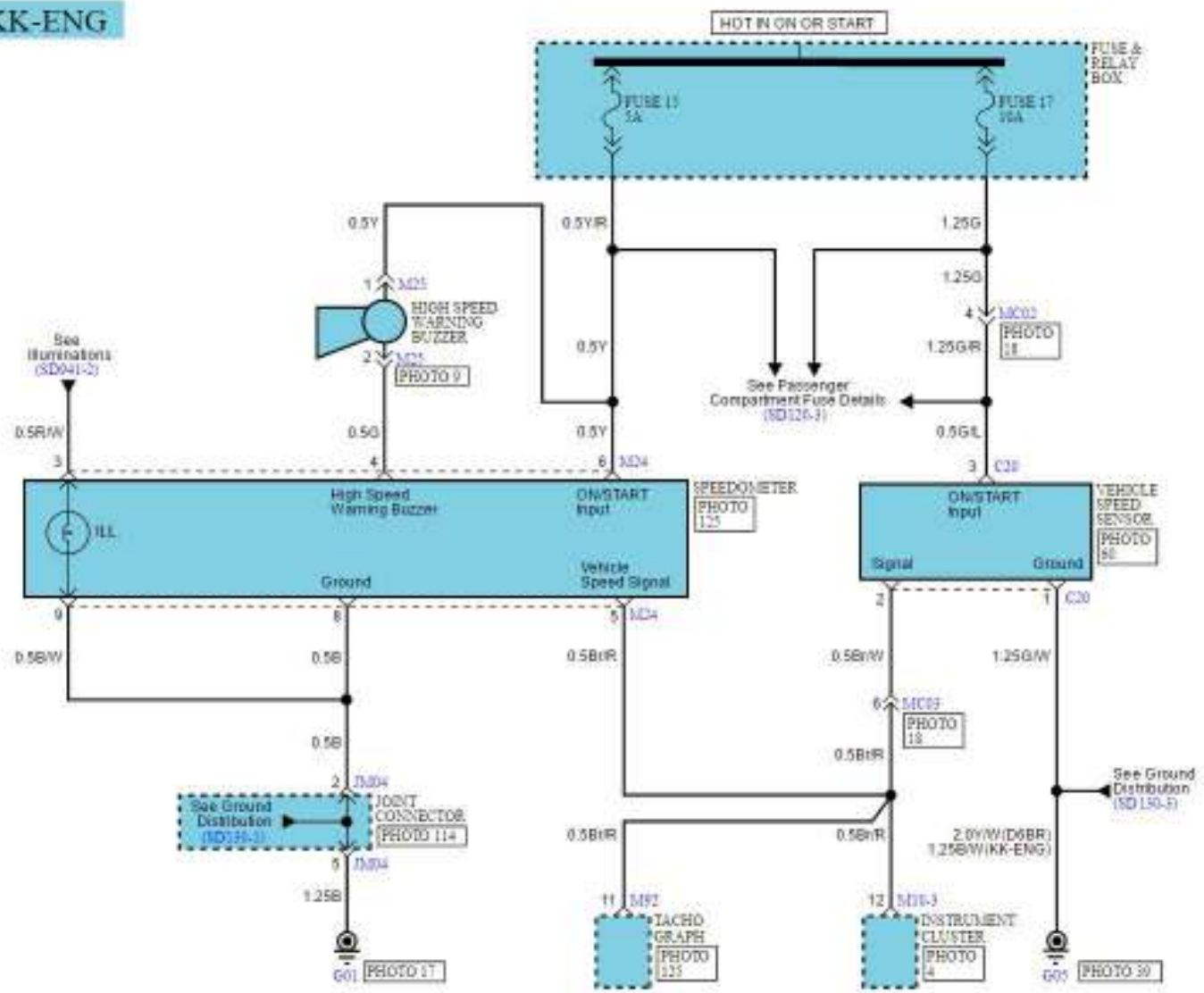


D6GA

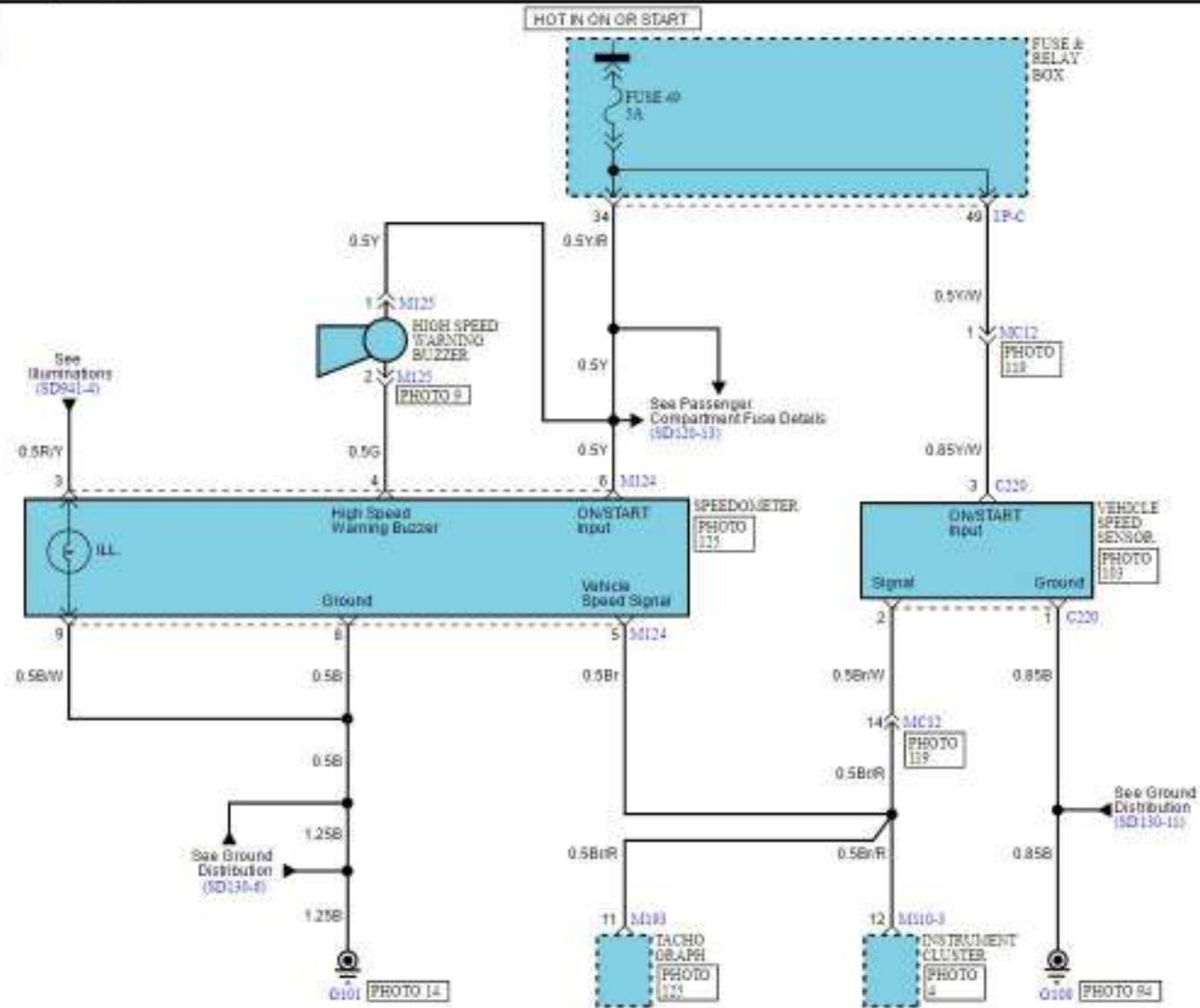


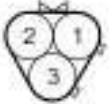
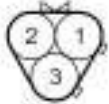
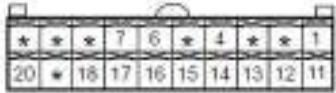
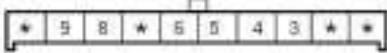
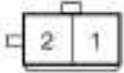
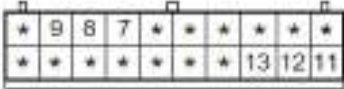
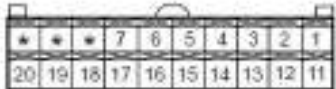
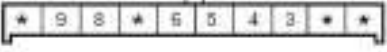
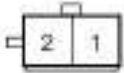
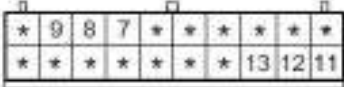
<p>C38</p>  <p>CR02F040</p>	<p>C48</p>  <p>CR04F007</p>	<p>C301</p> <table border="1" data-bbox="1254 207 1825 343"> <tr> <td>20</td><td>19</td><td>18</td><td>17</td><td>16</td><td>*</td><td>14</td><td>13</td><td>12</td><td>11</td><td>*</td><td>*</td><td>8</td><td>7</td><td>6</td><td>5</td><td>4</td><td>3</td><td>*</td><td>1</td> </tr> <tr> <td>40</td><td>39</td><td>38</td><td>37</td><td>36</td><td>*</td><td>34</td><td>33</td><td>32</td><td>31</td><td>*</td><td>*</td><td>28</td><td>27</td><td>26</td><td>*</td><td>24</td><td>23</td><td>*</td><td>21</td> </tr> <tr> <td>60</td><td>59</td><td>58</td><td>*</td><td>56</td><td>55</td><td>54</td><td>53</td><td>52</td><td>*</td><td>50</td><td>*</td><td>*</td><td>47</td><td>46</td><td>45</td><td>44</td><td>*</td><td>*</td><td>41</td> </tr> <tr> <td>80</td><td>79</td><td>78</td><td>*</td><td>76</td><td>75</td><td>74</td><td>*</td><td>72</td><td>71</td><td>*</td><td>*</td><td>68</td><td>67</td><td>*</td><td>65</td><td>64</td><td>*</td><td>62</td><td>61</td> </tr> </table> <p>MLK MX123 Ref. B</p>		20	19	18	17	16	*	14	13	12	11	*	*	8	7	6	5	4	3	*	1	40	39	38	37	36	*	34	33	32	31	*	*	28	27	26	*	24	23	*	21	60	59	58	*	56	55	54	53	52	*	50	*	*	47	46	45	44	*	*	41	80	79	78	*	76	75	74	*	72	71	*	*	68	67	*	65	64	*	62	61
20	19	18	17	16	*	14	13	12	11	*	*	8	7	6	5	4	3	*	1																																																																
40	39	38	37	36	*	34	33	32	31	*	*	28	27	26	*	24	23	*	21																																																																
60	59	58	*	56	55	54	53	52	*	50	*	*	47	46	45	44	*	*	41																																																																
80	79	78	*	76	75	74	*	72	71	*	*	68	67	*	65	64	*	62	61																																																																
<p>C33E</p>  <p>CR02F040</p>	<p>C298</p>  <p>CR04F007</p>	<p>3009</p>  <p>CR02F012</p>	<p>M16-1</p>  <p>CR12F001</p>																																																																																
<p>M16-4</p>  <p>CR16F017</p>	<p>M11</p>  <p>CR06F017</p>	<p>3005</p>  <p>CR02F044</p>	<p>3007</p>  <p>CR06F011</p>																																																																																
<p>M18 / M13</p>  <p>CR06F011</p>	<p>M208</p>  <p>CR04F001</p>	<p>M208</p>  <p>CR04F001</p>	<p>M16-1</p>  <p>CR12F001</p>																																																																																
<p>M16-4</p>  <p>CR16F017</p>	<p>M11</p>  <p>CR06F017</p>	<p>M196</p>  <p>CR02F011</p>	<p>M197</p>  <p>CR06F011</p>																																																																																

D6BR/KK-ENG



D6GA



<p>C20</p>  <p>CR02F228</p>	<p>C20</p>  <p>CR02F228</p>	<p>M10-3</p>  <p>CR02F021</p>	<p>M24</p>  <p>CR10F005</p>
<p>M25</p>  <p>CR02F046</p>	<p>M92</p>  <p>CR02F001</p>	<p>M10-3</p>  <p>CR02F021</p>	<p>M124</p>  <p>CR12F065</p>
<p>M125</p>  <p>CR02F046</p>	<p>M195</p>  <p>CR02F001</p>	<p>BLANK</p>	<p>BLANK</p>